



ANNA UNIVERSITY, CHENNAI
NON-AUTONOMOUS AFFILIATED COLLEGES
REGULATIONS 2021
CHOICE BASED CREDIT SYSTEM

B. E. MECHANICAL ENGINEERING

PROGRAM EDUCATIONAL OBJECTIVES (PEOs)

- I. Effectuating success in careers by exploring with the design, digital and computational analysis of engineering systems, experimentation and teCsting, smart manufacturing, technical services, and research.
- II. Amalgamating effectively with stakeholders to update and improve their core competencies and abilities to ethically compete in the ever-changing multicultural global enterprise.
- III. To encourage multi-disciplinary research and development to foster advanced technology, and to nurture innovation and entrepreneurship in order to compete successfully in the global economy.
- IV. To globally share and apply technical knowledge to create new opportunities that proactively advances our society through team efforts and to solve various challenging technical, environmental and societal problems.
- V. To create world class mechanical engineers capable of practice engineering ethically with a solid vision to become great leaders in academia, industries and society.

PROGRAM OUTCOMES (POs)

PO

GRADUATE ATTRIBUTE

- 1 **Engineering knowledge:** Apply the knowledge of mathematics, science, engineering fundamentals, and an engineering specialization to the solution of complex engineering problems.
- 2 **Problem analysis:** Identify, formulate, review research literature, and analyse complex engineering problems reaching substantiated conclusions using first principles of mathematics, natural sciences, and engineering sciences.
- 3 **Design/development of solutions:** Design solutions for complex engineering problems and design system components or processes that meet the specified needs with appropriate consideration for the public health and safety, and the cultural, societal, and environmental considerations.
- 4 **Conduct investigations of complex problems:** Use research-based knowledge and research methods including design of experiments, analysis and interpretation of data, and synthesis of the information to provide valid conclusions.
- 5 **Modern tool usage:** Create, select, and apply appropriate techniques, resources, and modern engineering and IT tools including prediction and modelling to complex engineering activities with an understanding of the limitations.
- 6 **The engineer and society:** Apply reasoning informed by the contextual knowledge to assess societal, health, safety, legal and cultural issues and the consequent responsibilities relevant to the professional engineering practice.

- 7 **Environment and sustainability:** Understand the impact of the professional engineering solutions in societal and environmental contexts, and demonstrate the knowledge of, and need for sustainable development.
- 8 **Ethics:** Apply ethical principles and commit to professional ethics and responsibilities and norms of the engineering practice.
- 9 **Individual and team work:** Function effectively as an individual, and as a member or leader in diverse teams, and in multidisciplinary settings.
- 10 **Communication:** Communicate effectively on complex engineering activities with the engineering community and with society at large, such as, being able to comprehend and write effective reports and design documentation, make effective presentations, and give and receive clear instructions.
- 11 **Project management and finance:** Demonstrate knowledge and understanding of the engineering and management principles and apply these to one's own work, as a member and leader in a team, to manage projects and in multidisciplinary environments.
- 12 **Life-long learning:** Recognize the need for, and have the preparation and ability to engage in independent and life-long learning in the broadest context of technological change.

PROGRAM SPECIFIC OUTCOMES (PSOs)

On successful completion of the Mechanical Engineering Degree programme, the Graduates shall exhibit the following:

1. Apply the knowledge gained in Mechanical Engineering for design and development and manufacture of engineering systems.
2. Apply the knowledge acquired to investigate research-oriented problems in mechanical engineering with due consideration for environmental and social impacts.
3. Use the engineering analysis and data management tools for effective management of multidisciplinary projects.

PEO / PO MAPPING:

PEOs	POs												PSOs		
	1	2	3	4	5	6	7	8	9	10	11	12	1	2	3
I.	3	3	3	3	3	3	3	3	3	3	3	3	3	3	3
II.	3	2	2	2	2	1	1	1	3		2	1	2	3	3
III.	3	1	2	1	2	2	1		1	2		3	3	2	2
IV.	2	2	2	2	2	2	2				1	2	2	3	3
V.	3	2	2	2	1	3	2	2	2	1	1	3	3	2	2

Mapping of Course Outcome and Programme Outcome

Year	Semester	Course name	PO												PSO				
			1	2	3	4	5	6	7	8	9	10	11	12	1	2	3		
I	I	Professional English- I	1.6	2.2	1.8	2.2	1.5	3	3	3	1.6	3	3	3	-	-	-		
		Matrices and Calculus	3	3	1	1	0	0	0	0	2	0	2	3	-	-	-		
		Engineering Physics	3	3	1.6	1.2	1.8	1	-	-	-	-	-	1	-	-	-		
		Engineering Chemistry	2.8	1.3	1.6	1	-	1.5	1.8	-	-	-	-	1.5	-	-	-		
		Problem Solving and Python Programming	2	3	3	3	2	-	-	-	-	-	-	2	2	3	3	-	
		தமிழர் மரபு /Heritage of Tamils	-	-	-	-	-	-	-	-	-	-	-	-	-	-	-	-	
		Problem Solving and Python Programming Laboratory	2	3	3	3	2	-	-	-	-	-	-	2	2	3	3	-	
		Physics and Chemistry Laboratory	3	2.4	2.6	1	1	-	-	-	-	-	-	-	-	-	-	-	
			2.6	1.3	1.6	1	1	1.4	1.	-	-	-	-	1.3	-	-	-	-	
	English Laboratory ^s	3	3	3	3	1	3	3	3	3	3	3	3	3	-	-	-		
	II	Professional English- II	3	3	3	3	2.75	3	3	3	2.2	3	3	3	-	-	-		
		Statistics and Numerical Methods	3	3	1	1	1	0	0	0	2	0	2	3	-	-	-		
		Materials Science	3	2	1.6	1.4	1.8	1.2	1	-	-	-	-	1	-	-	-		
		Basic Electrical and Electronics Engineering	2	1.8	1	-	-	-	1	-	-	-	-	2	-	-	1		
		Engineering Graphics	3	1	2	-	2	-	-	-	-	3	-	2	2	2	-		
		தமிழரும் தொழில்நுட்பமும் / Tamils and Technology	-	-	-	-	-	-	-	-	-	-	-	-	-	-	-		
		Engineering Practices Laboratory	3	2	-	1	1	1	-	-	-	-	-	2	2	1	1		
		Basic Electrical and Electronics Engineering Laboratory	3	3	2	1	1	-	-	1.5	2	-	-	-	-	-	1		
Communication Laboratory / Foreign Language ^s		2.4	2.8	3	3	1.8	3	3	3	3	3	3	3	-	-	-			
II	III	Transforms and Partial Differential Equations	3	3	2	2	1	-	-	-	1	-	-	1	3	3	1		
		Engineering Mechanics	3	2	3	1	2	-	-	-	-	-	-	2	3	1	2		
		Engineering Thermodynamics	3	3	2	-	1	-	-	-	1	-	1	2	3	2	3		
		Fluid Mechanics and Machinery	3	2	3	2	2	2	2	1	-	-	-	2	2	2	2		
		Engineering Materials and Metallurgy	3	1	3	2	2	2	2	1	-	-	-	2	2	1	2		
		Manufacturing Processes	3	-	2	-	2	2	2	1	1	-	-	1	3	1	2		
		Professional Development	-	-	-	-	-	-	-	-	-	-	-	-	-	-	-		
	IV	Theory of Machines	3	2	2	-	2	-	-	1	-	-	-	1	3	-	1		
		Thermal Engineering	3	2	1	1	-	-	-	-	-	-	-	1	2	1	1		
		Hydraulics and Pneumatics	2	1	1	1	-	-	-	-	-	-	-	1	2	1	1		
		Manufacturing Technology	3	3	3	1	1	1	3	-	-	3	-	-	3	2	2		
		Strength of Materials	3	3	3	3	2	3	1	3	2	3	1	3	2	1	1		
		Environmental Sciences and Sustainability	1	1	1	-	-	3	-	1	-	2	1	2	2	1	-		
		III	V	Design of Machine Elements	2	2	3	-	-	-	-	1	1	-	-	2	3	2	2
				Metrology and Measurements	3	2	2	2	-	-	-	-	1	-	-	1	3	2	1

	VI	Heat and Mass Transfer	3	3	3	2	-	-	-	-	1	-	-	1	3	2	1	
IV	VII	Mechatronics and IoT	3	2	2	2	2	-	1	-	1	-	-	2	1	2	3	
		Computer Integrated Manufacturing	3	2	2	1	2	-	-	-	1	-	-	1	2	1	3	
		Human Values and Ethics	-	-	-	-	-	-	-	-	-	-	-	-	-	-	-	-
		Industrial Management	-	-	1	1	-	3	2	3	2	3	2	3	1	1	1	



ANNA UNIVERSITY, CHENNAI
NON-AUTONOMOUS AFFILIATED COLLEGES
REGULATIONS 2021
CHOICE BASED CREDIT SYSTEM
B. E. MECHANICAL ENGINEERING
CURRICULUM AND SYLLABI FOR I TO VIII SEMESTERS
SEMESTER I

SL. NO.	COURSE CODE	COURSE TITLE	CATE - GORY	PERIODS PER WEEK			TOTAL CONTACT PERIODS	CREDITS
				L	T	P		
1.	IP3151	Induction Programme	-	-	-	-	-	0
THEORY								
2.	HS3152	Professional English - I	HSMC	3	0	0	3	3
3.	MA3151	Matrices and Calculus	BSC	3	1	0	4	4
4.	PH3151	Engineering Physics	BSC	3	0	0	3	3
5.	CY3151	Engineering Chemistry	BSC	3	0	0	3	3
6.	GE3151	Problem Solving and Python Programming	ESC	3	0	0	3	3
7.	GE3152	தமிழர் மரபு/Heritage of Tamils	HSMC	1	0	0	1	1
PRACTICAL								
7	GE3171	Problem Solving and Python Programming Laboratory	ESC	0	0	4	4	2
8	BS3171	Physics and Chemistry Laboratory	BSC	0	0	4	4	2
9	GE3172	English Laboratory §	EEC	0	0	2	2	1
TOTAL				16	1	10	27	22

§ Skill Based Course

SEMESTER II

SL. NO.	COURSE CODE	COURSE TITLE	CATE - GORY	PERIODS PER WEEK			TOTAL CONTACT PERIODS	CREDITS
				L	T	P		
THEORY								
1.	HS3252	Professional English - II	HSMC	2	0	0	2	2
2.	MA3251	Statistics and Numerical Methods	BSC	3	1	0	4	4
3.	PH3251	Materials Science	BSC	3	0	0	3	3
4.	BE3251	Basic Electrical and Electronics Engineering	ESC	3	0	0	3	3
5.	GE3251	Engineering Graphics	ESC	2	0	4	6	4
6.	GE3252	தமிழரும் தொழில்நுட்பமும் / Tamils and Technology	HSMC	1	0	0	1	1
7.		NCC Credit Course Level 1#	-	2	0	0	2	2
PRACTICAL								
8.	GE3271	Engineering Practices Laboratory	ESC	0	0	4	4	2
9.	BE3271	Basic Electrical and Electronics Engineering Laboratory	ESC	0	0	4	4	2
10.	GE3272	Communication Laboratory / Foreign Language §	EEC	0	0	4	4	2
TOTAL				14	1	16	31	23

NCC Credit Course level 1 is offered for NCC students only. The grades earned by the students will be recorded in the Mark Sheet, however the same shall not be considered for the computation of CGPA.

§ Skill Based Course

SEMESTER III

SL. NO.	COURSE CODE	COURSE TITLE	CATEGORY	PERIODS PER WEEK			TOTAL CONTACT PERIODS	CREDITS
				L	T	P		
THEORY								
1.	MA3351	Transforms and Partial Differential Equations	BSC	3	1	0	4	4
2.	ME3351	Engineering Mechanics	ESC	3	0	0	3	3
3.	ME3391	Engineering Thermodynamics	PCC	3	0	0	3	3
4.	CE3391	Fluid Mechanics and Machinery	ESC	3	1	0	4	4
5.	ME3392	Engineering Materials and Metallurgy	PCC	3	0	0	3	3
6.	ME3393	Manufacturing Processes	PCC	3	0	0	3	3
PRACTICALS								
7.	ME3381	Computer Aided Machine Drawing	ESC	0	0	4	4	2
8.	ME3382	Manufacturing Technology Laboratory	PCC	0	0	4	4	2
9.	GE3361	Professional Development [§]	EEC	0	0	2	2	1
TOTAL				18	2	10	30	25

§ Skill Based Course

SEMESTER IV

SL. NO.	COURSE CODE	COURSE TITLE	CATEGORY	PERIODS PER WEEK			TOTAL CONTACT PERIODS	CREDITS
				L	T	P		
THEORY								
1.	ME3491	Theory of Machines	PCC	3	0	0	3	3
2.	ME3451	Thermal Engineering	PCC	4	0	0	4	4
3.	ME3492	Hydraulics and Pneumatics	PCC	3	0	0	3	3
4.	ME3493	Manufacturing Technology	PCC	3	0	0	3	3
5.	CE3491	Strength of Materials	PCC	3	0	0	3	3
6.	GE3451	Environmental Sciences and Sustainability	BSC	2	0	0	2	2
7.		NCC Credit Course Level 2 [#]		3	0	0	3	3 [#]
PRACTICALS								
8.	CE3481	Strength of Materials and Fluid Machinery Laboratory	PCC	0	0	4	4	2
9.	ME3461	Thermal Engineering Laboratory	PCC	0	0	4	4	2
TOTAL				18	0	8	26	22

[#] NCC Credit Course level 2 is offered for NCC students only. The grades earned by the students will be recorded in the Mark Sheet, however the same shall not be considered for the computation of CGPA.

SEMESTER V

S. NO.	COURSE CODE	COURSE TITLE	CATEGORY	PERIODS PER WEEK			TOTAL CONTACT PERIODS	CREDITS
				L	T	P		
THEORY								
1.	ME3591	Design of Machine Elements	PCC	4	0	0	4	4
2.	ME3592	Metrology and Measurements	PCC	3	0	0	3	3
3.		Professional Elective I	PEC	-	-	-	-	3
4.		Professional Elective II	PEC	-	-	-	-	3
5.		Professional Elective III	PEC	-	-	-	-	3
6.		Mandatory Course-I ^{&}	MC	3	0	0	3	Non-Credit Course
PRACTICALS								
7.	ME3511	Summer Internship*	EEC	0	0	0	0	1
8.	ME3581	Metrology and Dynamics Laboratory	PCC	0	0	4	4	2
TOTAL				-	-	-	-	19

*Two weeks Summer Internship carries one credit and it will be done during IV semester summer vacation and same will be evaluated in V semester.

[&] Mandatory Course-I is a Non-credit Course (Student shall select one course from the list given under MC- I)

SEMESTER VI

S. NO.	COURSE CODE	COURSE TITLE	CATEGORY	PERIODS PER WEEK			TOTAL CONTACT PERIODS	CREDITS
				L	T	P		
THEORY								
1.	ME3691	Heat and Mass Transfer	PCC	3	1	0	4	4
2.		Professional Elective IV	PEC	-	-	-	-	3
3.		Professional Elective V	PEC	-	-	-	-	3
4.		Professional Elective VI	PEC	-	-	-	-	3
5.		Professional Elective VII	PEC	-	-	-	-	3
6.		Open Elective – I*	OEC	3	0	0	3	3
7.		Mandatory Course-II ^{&}	MC	3	0	0	3	Non-Credit Course
8.		NCC Credit Course Level 3 [#]		3	0	0	3	3 [#]
PRACTICALS								
9.	ME3681	CAD/CAM Laboratory	PCC	0	0	4	4	2
10.	ME3682	Heat Transfer Laboratory	PCC	0	0	4	4	2
TOTAL				-	-	-	-	23

*Open Elective – I shall be chosen from the emerging technologies.

[&] Mandatory Course-II is a Non-credit Course (Student shall select one course from the list given under MC- II)

[#] NCC Credit Course level 3 is offered for NCC students only. The grades earned by the students will be recorded in the Mark Sheet, however the same shall not be considered for the computation of CGPA

SEMESTER VII / VIII*

S. NO.	COURSE CODE	COURSE TITLE	CATE GORY	PERIODS PER WEEK			TOTAL CONTACT PERIODS	CREDITS
				L	T	P		
THEORY								
1.	ME3791	Mechatronics and IoT	PCC	3	0	0	3	3
2.	ME3792	Computer Integrated Manufacturing	PCC	3	0	0	3	3
3.	GE3791	Human Values and Ethics	HSMC	2	0	0	2	2
4.	GE3792	Industrial Management	HSMC	3	0	0	3	3
5.		Open Elective – II**	OEC	3	0	0	3	3
6.		Open Elective – III***	OEC	3	0	0	3	3
7.		Open Elective – IV***	OEC	3	0	0	3	3
PRACTICALS								
8.	ME3781	Mechatronics and IoT Laboratory	PCC	0	0	4	4	2
9.	ME3711	Summer Internship#	EEC	0	0	0	0	1
TOTAL				20	0	4	24	23

#Two weeks Summer Internship carries one credit and it will be done during VI semester summer vacation and same will be evaluated in VII semester.

*If students undergo internship in Semester VII, then the courses offered during semester VII will be offered during semester VIII.

**Open Elective – II shall be chosen from the emerging technologies.

***Open Elective III and IV (Shall be chosen from the list of open electives offered by other Programmes).

SEMESTER VIII /VII*

S. NO.	COURSE CODE	COURSE TITLE	CATE GORY	PERIODS PER WEEK			TOTAL CONTACT PERIODS	CREDITS
				L	T	P		
PRACTICALS								
1.	ME3811	Project Work / Internship	EEC	0	0	20	20	10
TOTAL				0	0	20	20	10

*If students undergo internship in Semester VII, then the courses offered during semester VII will be offered during semester VIII.

TOTAL CREDITS:167

MANDATORY COURSES I*

S. NO.	COURSE CODE	COURSE TITLE	CATE GORY	PERIODS PER WEEK			TOTAL CONTACT PERIODS
				L	T	P	
1.	MX3081	Introduction to Women and Gender Studies	MC	3	0	0	3
2.	MX3082	Elements of Literature	MC	3	0	0	3
3.	MX3083	Film Appreciation	MC	3	0	0	3
4.	MX3084	Disaster Risk Reduction and Management	MC	3	0	0	3

***Mandatory Courses are offered as Non-Credit courses**

MANDATORY COURSES II*

S. NO.	COURSE CODE	COURSE TITLE	CATE GORY	PERIODS PER WEEK			TOTAL CONTACT PERIODS
				L	T	P	
1.	MX3085	Well Being with Traditional Practices - Yoga, Ayurveda and Siddha	MC	3	0	0	3
2.	MX3086	History of Science and Technology in India	MC	3	0	0	3
3.	MX3087	Political and Economic Thought for a Humane Society	MC	3	0	0	3
4.	MX3088	State, Nation Building and Politics in India	MC	3	0	0	3
5.	MX3089	Industrial Safety	MC	3	0	0	3

***Mandatory Courses are offered as Non-Credit courses**

PROFESSIONAL ELECTIVE COURSES: VERTICALS

VERTICAL 1	VERTICAL 2	VERTICAL 3	VERTICAL 4	VERTICAL 5	VERTICAL 6	VERTICAL 7	VERTICAL 8	VERTICAL 9	VERTICAL 10
MODERN MOBILITY SYSTEMS	PRODUCT AND PROCESS DEVELOPMENT	ROBOTICS AND AUTOMATION	DIGITAL AND GREEN MANUFACTURING	PROCESS EQUIPMENT AND PIPING DESIGN	CLEAN AND GREEN ENERGY TECHNOLOGIES	COMPUTATIONAL ENGINEERING	DIVERSIFIED COURSES GROUP 1	DIVERSIFIED COURSES GROUP 2	DIVERSIFIED COURSES GROUP 3
Automotive Materials, Components, Design & Testing	Value Engineering	Sensors and Instrumentation	Digital Manufacturing and IoT	Design of Pressure Vessels	Bioenergy Conversion Technologies	Computational Solid Mechanics	Automobile Engineering	Turbo Machines	Advanced Vehicle Engineering
Conventional and Futuristic Vehicle Technology	Additive Manufacturing	Electrical Drives and Actuators	Lean Manufacturing	Failure Analysis and NDT Techniques	Carbon Footprint estimation and reduction techniques	Computational Fluid Dynamics and Heat transfer	Measurements and Controls	Non-traditional Machining Processes	Advanced Internal Combustion Engineering
Renewable Powered Off Highway Vehicles and Emission Control Technology	CAD/CAM	Embedded Systems and Programming	Modern Robotics	Material Handling and solid processing Equipment	Energy Conservation in Industries	Theory on Computation and Visualization	Design Concepts in Engineering	Industrial safety	Casting and Welding Processes
Vehicle Health Monitoring, Maintenance and Safety	Design For X	Robotics	Green Manufacturing Design and Practices	Rotating Machinery Design	Energy Efficient Buildings	Computational Bio-Mechanics	Composite Materials and Mechanics	Design of Transmission System	Process Planning and Cost Estimation
CAE and CFD Approach in Future Mobility	Ergonomics in Design	Smart Mobility and Intelligent Vehicles	Environment Sustainability and Impact Assessment	Thermal and Fired Equipment design	Energy Storage Devices	Advanced Statistics and Data Analytics	Electrical Drives and Control	Thermal Power Engineering	Surface Engineering
Hybrid and Electric Vehicle Technology	New Product Development	Haptics and Immersive Technologies	Energy Saving Machinery and Components	Industrial Layout Design and Safety	Renewable Energy Technologies	CAD and CAE	Power Plant Engineering	Design for Manufacturing	Precision Manufacturing
Thermal Management of Batteries and Fuel Cells	Product Life Cycle Management	Drone Technologies	Green Supply Chain Management	Design Codes and Standards	Equipment for Pollution Control	Machine Learning for Intelligent Systems	Refrigeration and Air Conditioning	Power Generation Equipment Design	Gas Dynamics and Jet Propulsion
-	-	-	-	-	-	-	Dynamics of Ground Vehicles	-	Operational Research

Registration of Professional Elective Courses from Verticals:

Refer to the Regulations 2021, Clause 6.3. (Amended on 27.07.2023)

PROGRESS THROUGH KNOWLEDGE

PROFESSIONAL ELECTIVE COURSES : VERTICALS

VERTICAL 1 : MODERN MOBILITY SYSTEMS

Sl. No.	Course Code	Course Title	Category	Periods Per week			Total Contact period	Credits
				L	T	P		
1.	CME331	Automotive Materials, Components, Design and Testing	PEC	2	0	2	4	3
2.	CME332	Conventional and Futuristic Vehicle Technology	PEC	3	0	0	3	3
3.	CME333	Renewable Powered Off Highway Vehicles and Emission Control Technology	PEC	3	0	0	3	3
4.	CME334	Vehicle Health Monitoring, Maintenance and Safety	PEC	3	0	0	3	3
5.	CME335	CAE and CFD Approach in Future Mobility	PEC	2	0	2	4	3
6.	CME336	Hybrid and Electric Vehicle Technology	PEC	3	0	0	3	3
7.	CME337	Thermal Management of Batteries and Fuel Cells	PEC	3	0	0	3	3

VERTICAL 2 : PRODUCT AND PROCESS DEVELOPMENT

Sl. No.	Course Code	Course Title	Category	Periods Per week			Total Contact period	Credits
				L	T	P		
1.	CME338	Value Engineering	PEC	3	0	0	3	3
2.	CME339	Additive Manufacturing	PEC	2	0	2	4	3
3.	CME340	CAD/CAM	PEC	3	0	0	3	3
4.	CME341	Design For X	PEC	3	0	0	3	3
5.	CME342	Ergonomics in Design	PEC	3	0	0	3	3
6.	CME343	New Product Development	PEC	3	0	0	3	3
7.	CME344	Product Life Cycle Management	PEC	3	0	0	3	3

VERTICAL 3: ROBOTICS AND AUTOMATION

Sl. No.	Course Code	Course Title	Category	Periods Per week			Total Contact Period	Credits
				L	T	P		
1.	MR3491	Sensors and Instrumentation	PEC	3	0	0	3	3
2.	MR3392	Electrical Drives and Actuators	PEC	3	0	0	3	3
3.	MR3492	Embedded Systems and Programming	PEC	2	0	2	4	3
4.	MR3691	Robotics	PEC	3	0	0	3	3
5.	CMR338	Smart Mobility and Intelligent Vehicles	PEC	3	0	0	3	3
6.	CME345	Haptics and Immersive Technologies	PEC	3	0	0	3	3
7.	CRA332	Drone Technologies	PEC	3	0	0	3	3

VERTICAL 4: DIGITAL AND GREEN MANUFACTURING

Sl. No.	Course Code	Course Title	Category	Periods Per week			Total Contact Period	Credits
				L	T	P		
1.	CME346	Digital Manufacturing and IoT	PEC	2	0	2	4	3
2.	CME347	Lean Manufacturing	PEC	3	0	0	3	3
3.	CME348	Modern Robotics	PEC	2	0	2	4	3
4.	CME349	Green Manufacturing Design and Practices	PEC	3	0	0	3	3
5.	CME350	Environment Sustainability and Impact Assessment	PEC	3	0	0	3	3
6.	CME351	Energy Saving Machinery and Components	PEC	3	0	0	3	3
7.	CME352	Green Supply Chain Management	PEC	3	0	0	3	3

VERTICAL 5: PROCESS EQUIPMENT AND PIPING DESIGN

Sl. No.	Course Code	Course Title	Category	Periods Per week			Total Contact Period	Credits
				L	T	P		
1.	CME353	Design of Pressure Vessels	PEC	3	0	0	3	3
2.	CME354	Failure Analysis and NDT Techniques	PEC	2	0	2	4	3
3.	CME355	Material Handling and Solid Processing Equipment	PEC	3	0	0	3	3
4.	CME356	Rotating Machinery Design	PEC	3	0	0	3	3
5.	CME357	Thermal and Fired Equipment Design	PEC	3	0	0	3	3
6.	CME358	Industrial Layout Design and Safety	PEC	2	0	2	4	3
7.	CME359	Design Codes and Standards	PEC	3	0	0	3	3

VERTICAL 6: CLEAN AND GREEN ENERGY TECHNOLOGIES

Sl. No.	Course Code	Course Title	Category	Periods Per week			Total contact Periods	Credits
				L	T	P		
1.	CME360	Bioenergy Conversion Technologies	PEC	3	0	0	3	3
2.	CME361	Carbon Footprint Estimation and Reduction Techniques	PEC	3	0	0	3	3
3.	CME362	Energy Conservation in Industries	PEC	3	0	0	3	3
4.	CME363	Energy Efficient Buildings	PEC	3	0	0	3	3
5.	CME364	Energy Storage Devices	PEC	3	0	0	3	3
6.	CME365	Renewable Energy Technologies	PEC	3	0	0	3	3
7.	CME366	Equipment for Pollution Control	PEC	3	0	0	3	3

VERTICAL 7: COMPUTATIONAL ENGINEERING

Sl. No.	Course Code	Course Title	Category	Periods Per week			Total contact periods	Credits
				L	T	P		
1.	CME367	Computational Solid Mechanics	PEC	3	0	0	3	3
2.	CME368	Computational Fluid Dynamics and Heat transfer	PEC	3	0	0	3	3
3.	CME369	Theory on Computation and Visualization	PEC	3	0	0	3	3
4.	CME370	Computational Bio-Mechanics	PEC	3	0	0	3	3
5.	CME371	Advanced Statistics and Data Analytics	PEC	3	0	0	3	3
6.	CME372	CAD and CAE	PEC	2	0	2	4	3
7.	CRA342	Machine Learning for Intelligent Systems	PEC	3	0	0	3	3

VERTICAL 8: DIVERSIFIED COURSES GROUP 1

Sl. No.	Course Code	Course Title	Category	Periods Per week			Total Contact Periods	Credits
				L	T	P		
1.	CME380	Automobile Engineering	PEC	3	0	0	3	3
2.	ME3001	Measurements and Controls	PEC	3	0	0	3	3
3.	CME381	Design Concepts in Engineering	PEC	3	0	0	3	3
4.	CME382	Composite Materials and Mechanics	PEC	3	0	0	3	3
5.	CME383	Electrical Drives and Control	PEC	3	0	0	3	3
6.	CME384	Power Plant Engineering	PEC	3	0	0	3	3
7.	CME385	Refrigeration and Air Conditioning	PEC	3	0	0	3	3
8.	CAU332	Dynamics of Ground Vehicles	PEC	3	0	0	3	3

VERTICAL 9: DIVERSIFIED COURSES GROUP 2

Sl. No.	Course Code	Course Title	Category	Periods Per week			Total Contact Periods	Credits
				L	T	P		
1.	CAE353	Turbo Machines	PEC	3	0	0	3	3
2.	CME387	Non-traditional Machining Processes	PEC	3	0	0	3	3
3.	CME388	Industrial safety	PEC	3	0	0	3	3
4.	CME389	Design of Transmission System	PEC	3	0	0	3	3
5.	CME390	Thermal Power Engineering	PEC	3	0	0	3	3
6.	CME391	Design for Manufacturing	PEC	3	0	0	3	3
7.	CME392	Power Generation Equipment Design	PEC	3	0	0	3	3

VERTICAL 10: DIVERSIFIED COURSES GROUP 3

Sl. No.	Course Code	Course Title	Category	Periods Per week			Total Contact periods	Credits
				L	T	P		
1.	CME393	Advanced Vehicle Engineering	PEC	3	0	0	3	3
2.	CME394	Advanced Internal Combustion Engineering	PEC	3	0	0	3	3
3.	CME395	Casting and Welding Processes	PEC	3	0	0	3	3
4.	CME396	Process Planning and Cost Estimation	PEC	3	0	0	3	3
5.	CME397	Surface Engineering	PEC	3	0	0	3	3
6.	CME398	Precision Manufacturing	PEC	3	0	0	3	3
7.	CME386	Gas Dynamics and Jet Propulsion	PEC	3	0	0	3	3
8.	CME399	Operational Research	PEC	3	0	0	3	3



OPEN ELECTIVES

(Students shall choose the open elective courses, such that the course contents are not similar to any other course contents/title under other course categories)

**OPEN ELECTIVE I AND II
(EMERGING TECHNOLOGIES)**

To be offered other than Faculty of Information and Communication Engineering

SL. NO.	COURSE CODE	COURSE TITLE	CATEGORY	PERIODS PER WEEK			TOTAL CONTACT PERIODS	CREDITS
				L	T	P		
1.	OCS351	Artificial Intelligence and Machine Learning Fundamentals	OEC	2	0	2	4	3
2.	OCS352	IoT Concepts and Applications	OEC	2	0	2	4	3
3.	OCS353	Data Science Fundamentals	OEC	2	0	2	4	3
4.	CCS333	Augmented Reality / Virtual Reality	OEC	2	0	2	4	3

OPEN ELECTIVES – III

SL. NO.	COURSE CODE	COURSE TITLE	CATEGORY	PERIODS PER WEEK			TOTAL CONTACT PERIODS	CREDITS
				L	T	P		
1.	OCE353	Lean Concepts, Tools And Practices	OEC	3	0	0	3	3
2.	OHS351	English for Competitive Examinations	OEC	3	0	0	3	3
3.	OMG352	NGOs and Sustainable Development	OEC	3	0	0	3	3
4.	OMG353	Democracy and Good Governance	OEC	3	0	0	3	3
5.	OME354	Applied Design Thinking	OEC	3	0	0	3	3
6.	MF3003	Reverse Engineering	OEC	3	0	0	3	3
7.	OPR351	Sustainable Manufacturing	OEC	3	0	0	3	3
8.	AU3791	Electric and Hybrid Vehicles	OEC	3	0	0	3	3
9.	OAS352	Space Engineering	OEC	3	0	0	3	3
10.	OIM351	Industrial Management	OEC	3	0	0	3	3
11.	OIE354	Quality Engineering	OEC	3	0	0	3	3
12.	OSF351	Fire Safety Engineering	OEC	3	0	0	3	3
13.	OAE352	Fundamentals of Aeronautical engineering	OEC	3	0	0	3	3
14.	OML351	Introduction to non-destructive testing	OEC	3	0	0	3	3
15.	OMR351	Mechatronics	OEC	3	0	0	3	3
16.	ORA351	Foundation of Robotics	OEC	3	0	0	3	3

17.	OGI351	Remote Sensing Concepts	OEC	3	0	0	3	3
18.	OAI351	Urban Agriculture	OEC	3	0	0	3	3
19.	OEN351	Drinking Water Supply and Treatment	OEC	3	0	0	3	3
20.	OEE352	Electric Vehicle Technology	OEC	3	0	0	3	3
21.	OEI353	Introduction to PLC Programming	OEC	3	0	0	3	3
22.	OCH351	Nano Technology	OEC	3	0	0	3	3
23.	OCH352	Functional Materials	OEC	3	0	0	3	3
25.	OFD352	Traditional Indian Foods	OEC	3	0	0	3	3
26.	OFD353	Introduction to food processing	OEC	3	0	0	3	3
27.	OPY352	IPR for Pharma Industry	OEC	3	0	0	3	3
28.	OTT351	Basics of Textile Finishing	OEC	3	0	0	3	3
29.	OTT352	Industrial Engineering for Garment Industry	OEC	3	0	0	3	3
30.	OTT353	Basics of Textile Manufacture	OEC	3	0	0	3	3
31.	OPE351	Introduction to Petroleum Refining and Petrochemicals	OEC	3	0	0	3	3
32.	OPE334	Energy Conservation and Management	OEC	3	0	0	3	3
33.	OPT351	Basics of Plastics Processing	OEC	3	0	0	3	3
34.	OEC351	Signals and Systems	OEC	3	0	0	3	3
35.	OEC352	Fundamentals of Electronic Devices and Circuits	OEC	3	0	0	3	3
36.	CBM348	Foundation Skills in integrated product Development	OEC	3	0	0	3	3
37.	CBM333	Assistive Technology	OEC	3	0	0	3	3
38.	OMA352	Operations Research	OEC	3	0	0	3	3
39.	OMA353	Algebra and Number Theory	OEC	3	0	0	3	3
40.	OMA354	Linear Algebra	OEC	3	0	0	3	3
41.	OBT352	Basics of Microbial Technology	OEC	3	0	0	3	3
42.	OBT353	Basics of Biomolecules	OEC	3	0	0	3	3
43.	OBT354	Fundamentals of Cell and Molecular Biology	OEC	3	0	0	3	3


OPEN ELECTIVES – IV

SL. NO.	COURSE CODE	COURSE TITLE	CATE GORY	PERIODS PER WEEK			TOTAL CONTACT PERIODS	CREDITS
				L	T	P		
1.	OCE354	Basics of Integrated Water Resources Management	OEC	3	0	0	3	3
2.	OHS352	Project Report Writing	OEC	3	0	0	3	3
3.	OMA355	Advanced Numerical Methods	OEC	3	0	0	3	3
4.	OMA356	Random Processes	OEC	3	0	0	3	3
5.	OMA357	Queueing and Reliability Modelling	OEC	3	0	0	3	3
6.	OMG354	Production and Operations Management for Entrepreneurs	OEC	3	0	0	3	3
7.	OMG355	Multivariate Data Analysis	OEC	3	0	0	3	3
8.	OME355	Industrial Design & Rapid Prototyping Techniques	OEC	3	0	0	3	3
9.	MF3010	Micro and Precision Engineering	OEC	3	0	0	3	3
10.	OMF354	Cost Management of Engineering Projects	OEC	3	0	0	3	3
11.	AU3002	Batteries and Management system	OEC	3	0	0	3	3
12.	AU3008	Sensors and Actuators	OEC	3	0	0	3	3
13.	OAS353	Space Vehicles	OEC	3	0	0	3	3
14.	OIM352	Management Science	OEC	3	0	0	3	3
15.	OIM353	Production Planning and Control	OEC	3	0	0	3	3
16.	OIE353	Operations Management	OEC	3	0	0	3	3
17.	OSF352	Industrial Hygiene	OEC	3	0	0	3	3
18.	OSF353	Chemical Process Safety	OEC	3	0	0	3	3
19.	OML352	Electrical, Electronic and Magnetic materials	OEC	3	0	0	3	3
20.	OML353	Nanomaterials and applications	OEC	3	0	0	3	3
21.	OMR353	Sensors	OEC	3	0	0	3	3
22.	ORA352	Concepts in Mobile Robots	OEC	3	0	0	3	3
23.	MV3501	Marine Propulsion	OEC	3	0	0	3	3
24.	OMV351	Marine Merchant Vessels	OEC	3	0	0	3	3
25.	OMV352	Elements of Marine Engineering	OEC	3	0	0	3	3
26.	CRA332	Drone Technologies	OEC	3	0	0	3	3

27.	OGI352	Geographical Information System	OEC	3	0	0	3	3
28.	OAI352	Agriculture Entrepreneurship Development	OEC	3	0	0	3	3
29.	OEN352	Biodiversity Conservation	OEC	3	0	0	3	3
30.	OEE353	Introduction to control systems	OEC	3	0	0	3	3
31.	OEI354	Introduction to Industrial Automation Systems	OEC	3	0	0	3	3
32.	OCH353	Energy Technology	OEC	3	0	0	3	3
33.	OCH354	Surface Science	OEC	3	0	0	3	3
34.	OFD354	Fundamentals of Food Engineering	OEC	3	0	0	3	3
35.	OFD355	Food safety and Quality Regulations	OEC	3	0	0	3	3
36.	OPY353	Nutraceuticals	OEC	3	0	0	3	3
37.	OTT354	Basics of Dyeing and Printing	OEC	3	0	0	3	3
38.	FT3201	Fibre Science	OEC	3	0	0	3	3
39.	OTT355	Garment Manufacturing Technology	OEC	3	0	0	3	3
40.	OPE353	Industrial Safety	OEC	3	0	0	3	3
41.	OPE354	Unit Operations in Petro Chemical Industries	OEC	3	0	0	3	3
42.	OPT352	Plastic Materials for Engineers	OEC	3	0	0	3	3
43.	OPT353	Properties and Testing of Plastics	OEC	3	0	0	3	3
44.	OEC353	VLSI Design	OEC	3	0	0	3	3
45.	CBM370	Wearable devices	OEC	3	0	0	3	3
46.	CBM356	Medical Informatics	OEC	3	0	0	3	3
47.	OBT355	Biotechnology for Waste Management	OEC	3	0	0	3	3
48.	OBT356	Lifestyle Diseases	OEC	3	0	0	3	3
49.	OBT357	Biotechnology in Health Care	OEC	3	0	0	3	3

SUMMARY

B.E. MECHANICAL ENGINEERING										
S.No	Subject Area	Credits per Semester								Total Credits
		I	II	III	IV	V	VI	VII/VIII	VIII/VII	
1	HSMC	4	3					5		13
2	BSC	12	7	4	2					25
3	ESC	5	11	9						24
4	PCC			11	20	9	8	8		56
5	PEC					9	12			21
6	OEC						3	9		12
7	EEC	1	2	1		1		1	10	13
8	Non-Credit /(Mandatory)					√	√			
Total		22	23	25	22	19	23	23	10	167



ENROLLMENT FOR B.E. / B. TECH. (HONOURS) / MINOR DEGREE (OPTIONAL)

A student can also optionally register for additional courses (18 credits) and become eligible for the award of B.E. / B. Tech. (Honours) or Minor Degree.

For B.E. / B. Tech. (Honours), a student shall register for the additional courses (18 credits) from semester V onwards. These courses shall be from the same vertical or a combination of different verticals of the same programme of study only.

For minor degree, a student shall register for the additional courses (18 credits) from semester V onwards. All these courses have to be in a particular vertical from any one of the other programmes, Moreover, for minor degree the student can register for courses from any one of the following verticals also.

Complete details are available in clause 4.10 (Amendments) of Regulations 2021.

VERTICALS FOR MINOR DEGREE(In addition to all the verticals of other programmes)

Vertical I	Vertical II	Vertical III	Vertical IV	Vertical V
Fintech and Block Chain	Entrepreneurship	Public Administration	Business Data Analytics	Environment and Sustainability
Financial Management	Foundations of Entrepreneurship	Principles of Public Administration	Statistics for Management	Sustainable infrastructure Development
Fundamentals of Investment	Team Building and Leadership Management for Business	Constitution of India	Datamining for Business Intelligence	Sustainable Agriculture and Environmental Management
Banking, Financial Services and Insurance	Creativity and Innovation in Entrepreneurship	Public Personnel Administration	Human Resource Analytics	Sustainable Bio Materials
Introduction to Blockchain and its Applications	Principles of Marketing Management for Business	Administrative Theories	Marketing and Social Media Web Analytics	Materials for Energy Sustainability
Fintech Personal Finance and Payments	Human Resource Management for Entrepreneurs	Indian Administrative System	Operation and Supply Chain Analytics	Green Technology
Introduction to Fintech	Financing New Business Ventures	Public Policy Administration	Financial Analytics	Environmental Quality Monitoring and Analysis
-	-	-	-	Integrated Energy Planning for Sustainable Development
-	-	-	-	Energy Efficiency for Sustainable Development

(Choice of courses for Minor degree is to be made from any one vertical of other programmes or from anyone of the following verticals)

VERTICAL 1: FINTECH AND BLOCK CHAIN

SL. NO.	COURSE CODE	COURSE TITLE	CATEGORY	PERIODS PER WEEK			TOTAL CONTACT PERIODS	CREDITS
				L	T	P		
1.	CMG331	Financial Management	PEC	3	0	0	3	3
2.	CMG332	Fundamentals of Investment	PEC	3	0	0	3	3
3.	CMG333	Banking, Financial Services and Insurance	PEC	3	0	0	3	3
4.	CMG334	Introduction to Blockchain and its Applications	PEC	3	0	0	3	3
5.	CMG335	Fintech Personal Finance and Payments	PEC	3	0	0	3	3
6.	CMG336	Introduction to Fintech	PEC	3	0	0	3	3

VERTICAL 2: ENTREPRENERUSHIP

SL. NO.	COURSE CODE	COURSE TITLE	CATEGORY	PERIODS PER WEEK			TOTAL CONTACT PERIODS	CREDITS
				L	T	P		
1.	CMG337	Foundations of Entrepreneurship	PEC	3	0	0	3	3
2.	CMG338	Team Building and Leadership Management for Business	PEC	3	0	0	3	3
3.	CMG339	Creativity and Innovation in Entrepreneurship	PEC	3	0	0	3	3
4.	CMG340	Principles of Marketing Management for Business	PEC	3	0	0	3	3
5.	CMG341	Human Resource Management for Entrepreneurs	PEC	3	0	0	3	3
6.	CMG342	Financing New Business Ventures	PEC	3	0	0	3	3

VERTICAL 3: PUBLIC ADMINISTRATION


SL. NO.	COURSE CODE	COURSE TITLE	CATEGORY	PERIODS PER WEEK			TOTAL CONTACT PERIODS	CREDITS
				L	T	P		
1.	CMG343	Principles of Public Administration	PEC	3	0	0	3	3
2.	CMG344	Constitution of India	PEC	3	0	0	3	3
3.	CMG345	Public Personnel Administration	PEC	3	0	0	3	3
4.	CMG346	Administrative Theories	PEC	3	0	0	3	3
5.	CMG347	Indian Administrative System	PEC	3	0	0	3	3
6.	CMG348	Public Policy Administration	PEC	3	0	0	3	3

VERTICAL 4: BUSINESS DATA ANALYTICS

SL. NO.	COURSE CODE	COURSE TITLE	CATEGORY	PERIODS PER WEEK			TOTAL CONTACT PERIODS	CREDITS
				L	T	P		
1.	CMG349	Statistics for Management	PEC	3	0	0	3	3
2.	CMG350	Datamining for Business Intelligence	PEC	3	0	0	3	3
3.	CMG351	Human Resource Analytics	PEC	3	0	0	3	3
4.	CMG352	Marketing and Social Media Web Analytics	PEC	3	0	0	3	3
5.	CMG353	Operation and Supply Chain Analytics	PEC	3	0	0	3	3
6.	CMG354	Financial Analytics	PEC	3	0	0	3	3

VERTICAL 5: ENVIRONMENT AND SUSTAINABILITY

SL. NO.	COURSE CODE	COURSE TITLE	CATEGORY	PERIODS PER WEEK			TOTAL CONTACT PERIODS	CREDITS
				L	T	P		
1.	CES331	Sustainable infrastructure Development	PEC	3	0	0	3	3
2.	CES332	Sustainable Agriculture and Environmental Management	PEC	3	0	0	3	3
3.	CES333	Sustainable Bio Materials	PEC	3	0	0	3	3
4.	CES334	Materials for Energy Sustainability	PEC	3	0	0	3	3
5.	CES335	Green Technology	PEC	3	0	0	3	3
6.	CES336	Environmental Quality Monitoring and Analysis	PEC	3	0	0	3	3
7.	CES337	Integrated Energy Planning for Sustainable Development	PEC	3	0	0	3	3
8.	CES338	Energy Efficiency for Sustainable Development	PEC	3	0	0	3	3



This is a mandatory 2 week programme to be conducted as soon as the students enter the institution. Normal classes start only after the induction program is over.

The induction programme has been introduced by AICTE with the following objective:

“Engineering colleges were established to train graduates well in the branch/department of admission, have a holistic outlook, and have a desire to work for national needs and beyond. The graduating student must have knowledge and skills in the area of his/her study. However, he/she must also have broad understanding of society and relationships. Character needs to be nurtured as an essential quality by which he/she would understand and fulfill his/her responsibility as an engineer, a citizen and a human being. Besides the above, several meta-skills and underlying values are needed.”

“One will have to work closely with the newly joined students in making them feel comfortable, allow them to explore their academic interests and activities, reduce competition and make them work for excellence, promote bonding within them, build relations between teachers and students, give a broader view of life, and build character. “

Hence, the purpose of this programme is to make the students feel comfortable in their new environment, open them up, set a healthy daily routine, create bonding in the batch as well as between faculty and students, develop awareness, sensitivity and understanding of the self, people around them, society at large, and nature.

The following are the activities under the induction program in which the student would be fully engaged throughout the day for the entire duration of the program.

(i) Physical Activity

This would involve a daily routine of physical activity with games and sports, yoga, gardening, etc.

(ii) Creative Arts

Every student would choose one skill related to the arts whether visual arts or performing arts. Examples are painting, sculpture, pottery, music, dance etc. The student would pursue it everyday for the duration of the program. These would allow for creative expression. It would develop a sense of aesthetics and also enhance creativity which would, hopefully, grow into engineering design later.

(iii) Universal Human Values

This is the anchoring activity of the Induction Programme. It gets the student to explore oneself and allows one to experience the joy of learning, stand up to peer pressure, take decisions with courage, be aware of relationships with colleagues and supporting stay in the hostel and department, be sensitive to others, etc. A module in Universal Human Values provides the base. Methodology of teaching this content is extremely important. It must not be through do's and don't's, but get students to explore and think by engaging them in a dialogue. It is best taught through group discussions and real life activities rather than lecturing.

Discussions would be conducted in small groups of about 20 students with a faculty mentor each. It would be effective that the faculty mentor assigned is also the faculty advisor for the student for the full duration of the UG programme.

(iv) Literary Activity

Literary activity would encompass reading, writing and possibly, debating, enacting a play etc.

(v) Proficiency Modules

This would address some lacunas that students might have, for example, English, computer familiarity etc.

(vi) Lectures by Eminent People

Motivational lectures by eminent people from all walks of life should be arranged to give the students exposure to people who are socially active or in public life.

(vii) Visits to Local Area

A couple of visits to the landmarks of the city, or a hospital or orphanage could be organized. This would familiarize them with the area as well as expose them to the under privileged.

(viii) Familiarization to Dept./Branch & Innovations

They should be told about what getting into a branch or department means what role it plays in society, through its technology. They should also be shown the laboratories, workshops & other facilities.

(ix) Department Specific Activities

About a week can be spent in introducing activities (games, quizzes, social interactions, small experiments, design thinking etc.) that are relevant to the particular branch of Engineering /Technology/Architecture that can serve as a motivation and kindle interest in building things (become a maker) in that particular field. This can be conducted in the form of a workshop. For example, CSE and IT students may be introduced to activities that kindle computational thinking, and get them to build simple games. ECE students may be introduced to building simple circuits as an extension of their knowledge in Science, and so on. Students may be asked to build stuff using their knowledge of science.

Induction Programme is totally an activity based programme and therefore there shall be no tests / assessments during this programme.

References:

Guide to Induction program from AICTE

PROGRESS THROUGH KNOWLEDGE

OBJECTIVES :

- To improve the communicative competence of learners
- To learn to use basic grammatic structures in suitable contexts
- To acquire lexical competence and use them appropriately in a sentence and understand their meaning in a text
- To help learners use language effectively in professional contexts
- To develop learners' ability to read and write complex texts, summaries, articles, blogs, definitions, essays and user manuals.

UNIT I INTRODUCTION TO EFFECTIVE COMMUNICATION 1

What is effective communication? (Explain using activities) Why is communication critical for excellence during study, research and work? What are the seven C's of effective communication? What are key language skills? What is effective listening? What does it involve? What is effective speaking? What does it mean to be an excellent reader? What should you be able to do? What is effective writing? How does one develop language and communication skills? What does the course focus on? How are communication and language skills going to be enhanced during this course? What do you as a learner need to do to enhance your English language and communication skills to get the best out of this course?

INTRODUCTION TO FUNDAMENTALS OF COMMUNICATION 8

Reading - Reading brochures (technical context), telephone messages / social media messages relevant to technical contexts and emails. Writing - Writing emails / letters introducing oneself. Grammar - Present Tense (simple and progressive); Question types: Why/ Yes or No/ and Tags. Vocabulary - Synonyms; One word substitution; Abbreviations & Acronyms (as used in technical contexts).

UNIT II NARRATION AND SUMMATION 9

Reading - Reading biographies, travelogues, newspaper reports, Excerpts from literature, and travel & technical blogs. Writing - Guided writing-- Paragraph writing Short Report on an event (field trip etc.) Grammar –Past tense (simple); Subject-Verb Agreement; and Prepositions. Vocabulary - Word forms (prefixes& suffixes); Synonyms and Antonyms. Phrasal verbs.

UNIT III DESCRIPTION OF A PROCESS / PRODUCT 9

Reading – Reading advertisements, gadget reviews; user manuals. Writing - Writing definitions; instructions; and Product /Process description. Grammar - Imperatives; Adjectives; Degrees of comparison; Present & Past Perfect Tenses. Vocabulary - Compound Nouns, Homonyms; and Homophones, discourse markers (connectives & sequence words).

UNIT IV CLASSIFICATION AND RECOMMENDATIONS 9

Reading – Newspaper articles; Journal reports –and Non Verbal Communication (tables, pie charts etc.). Writing – Note-making / Note-taking (*Study skills to be taught, not tested); Writing recommendations; Transferring information from non verbal (chart , graph etc, to verbal mode) Grammar – Articles; Pronouns - Possessive & Relative pronouns. Vocabulary - Collocations; Fixed / Semi fixed expressions.

UNIT V EXPRESSION 9

Reading – Reading editorials; and Opinion Blogs; Writing – Essay Writing (Descriptive or narrative). Grammar – Future Tenses, Punctuation; Negation (Statements & Questions); and Simple, Compound & Complex Sentences. Vocabulary - Cause & Effect Expressions – Content vs Function words.

TOTAL : 45 PERIODS

LEARNING OUTCOMES:

At the end of the course, learners will be able

- To use appropriate words in a professional context
- To gain understanding of basic grammatical structures and use them in right context.
- To read and infer the denotative and connotative meanings of technical texts
- To read and interpret information presented in tables, charts and other graphic forms
- To write definitions, descriptions, narrations and essays on various topics

TEXT BOOKS :

1. English for Engineers & Technologists Orient Blackswan Private Ltd. Department of English, Anna University, (2020 edition)
2. English for Science & Technology Cambridge University Press, 2021.
Authored by Dr. Veena Selvam, Dr. Sujatha Priyadarshini, Dr. Deepa Mary Francis, Dr. KN. Shoba, and Dr. Lourdes Joevani, Department of English, Anna University.

REFERENCE BOOKS:

1. Technical Communication – Principles And Practices By Meenakshi Raman & Sangeeta Sharma, Oxford Univ. Press, 2016, New Delhi.
2. A Course Book On Technical English By Lakshminarayanan, Scitech Publications (India) Pvt. Ltd.
3. English For Technical Communication (With CD) By Aysha Viswamohan, Mcgraw Hill Education, ISBN : 0070264244.
4. Effective Communication Skill, Kulbhusan Kumar, RS Salaria, Khanna Publishing House.
5. Learning to Communicate – Dr. V. Chellammal, Allied Publishing House, New Delhi,2003.

ASSESSMENT PATTERN

Two internal assessments and an end semester examination to test students' reading and writing skills along with their grammatical and lexical competence.

CO-PO & PSO MAPPING

CO	PO												PSO		
	1	2	3	4	5	6	7	8	9	10	11	12	1	2	3
1	1	1	1	1	1	3	3	3	1	3	-	3	-	-	-
2	1	1	1	1	1	3	3	3	1	3	-	3	-	-	-
3	2	3	2	3	2	3	3	3	2	3	3	3	-	-	-
4	2	3	2	3	2	3	3	3	2	3	3	3	-	-	-
5	2	3	3	3	-	3	3	3	2	3	-	3	-	-	-
AVg.	1.6	2.2	1.8	2.2	1.5	3	3	3	1.6	3	3	3	-	-	-

- 1-low, 2-medium, 3-high, '-'- no correlation
- **Note:** The average value of this course to be used for program articulation matrix.

REFERENCES:

1. Anton. H, Bivens. I and Davis. S, " Calculus ", Wiley, 10th Edition, 2016
2. Bali. N., Goyal. M. and Watkins. C., "Advanced Engineering Mathematics", Firewall Media (An imprint of Lakshmi Publications Pvt., Ltd.), New Delhi, 7th Edition, 2009.
3. Jain. R.K. and Iyengar. S.R.K., "Advanced Engineering Mathematics", Narosa Publications, New Delhi, 5th Edition, 2016.
4. Narayanan. S. and Manicavachagom Pillai. T. K., "Calculus" Volume I and II, S. Viswanathan Publishers Pvt. Ltd., Chennai, 2009.
5. Ramana. B.V., "Higher Engineering Mathematics", McGraw Hill Education Pvt. Ltd, New Delhi, 2016.
6. Srimantha Pal and Bhunia. S.C, "Engineering Mathematics" Oxford University Press, 2015.
7. Thomas. G. B., Hass. J, and Weir. M.D, "Thomas Calculus ", 14th Edition, Pearson India, 2018.

	PO1	PO2	PO3	PO4	PO5	PO6	PO7	PO8	PO9	PO10	PO11	PO12	PSO1	PSO2	PSO3
CO1	3	3	1	1	0	0	0	0	2	0	2	3	-	-	-
CO2	3	3	1	1	0	0	0	0	2	0	2	3	-	-	-
CO3	3	3	1	1	0	0	0	0	2	0	2	3	-	-	-
CO4	3	3	1	1	0	0	0	0	2	0	2	3	-	-	-
CO5	3	3	1	1	0	0	0	0	2	0	2	3	-	-	-
Avg	3	3	1	1	0	0	0	0	2	0	2	3	-	-	-

PH3151

ENGINEERING PHYSICS

L T P C
3 0 0 3

COURSE OBJECTIVES

- To make the students effectively to achieve an understanding of mechanics.
- To enable the students to gain knowledge of electromagnetic waves and its applications.
- To introduce the basics of oscillations, optics and lasers.
- Equipping the students to be successfully understand the importance of quantum physics.
- To motivate the students towards the applications of quantum mechanics.

UNIT I MECHANICS

9

Multi-particle dynamics: Center of mass (CM) – CM of continuous bodies – motion of the CM – kinetic energy of system of particles. Rotation of rigid bodies: Rotational kinematics – rotational kinetic energy and moment of inertia - theorems of M.I –moment of inertia of continuous bodies – M.I of a diatomic molecule - torque – rotational dynamics of rigid bodies – conservation of angular momentum – rotational energy state of a rigid diatomic molecule - gyroscope - torsional pendulum – double pendulum –Introduction to nonlinear oscillations.

UNIT II ELECTROMAGNETIC WAVES

9

The Maxwell's equations - wave equation; Plane electromagnetic waves in vacuum, Conditions on the wave field - properties of electromagnetic waves: speed, amplitude, phase, orientation and waves in matter - polarization - Producing electromagnetic waves - Energy and momentum in EM waves: Intensity, waves from localized sources, momentum and radiation pressure - Cell-phone reception. Reflection and transmission of electromagnetic waves from a non-conducting medium-vacuum interface for normal incidence.

UNIT III OSCILLATIONS, OPTICS AND LASERS

9

Simple harmonic motion - resonance –analogy between electrical and mechanical oscillating systems - waves on a string - standing waves - traveling waves - Energy transfer of a wave - sound waves - Doppler effect. Reflection and refraction of light waves - total internal reflection - interference –Michelson interferometer –Theory of air wedge and experiment. Theory of laser - characteristics - Spontaneous and stimulated emission - Einstein's coefficients - population inversion - Nd-YAG laser, CO₂ laser, semiconductor laser –Basic applications of lasers in industry.

UNIT IV BASIC QUANTUM MECHANICS**9**

Photons and light waves - Electrons and matter waves –Compton effect - The Schrodinger equation (Time dependent and time independent forms) - meaning of wave function - Normalization –Free particle - particle in a infinite potential well: 1D,2D and 3D Boxes- Normalization, probabilities and the correspondence principle.

UNIT V APPLIED QUANTUM MECHANICS**9**

The harmonic oscillator(qualitative)- Barrier penetration and quantum tunneling(qualitative)- Tunneling microscope - Resonant diode - Finite potential wells (qualitative)- Bloch's theorem for particles in a periodic potential –Basics of Kronig-Penney model and origin of energy bands.

TOTAL : 45 PERIODS**COURSE OUTCOMES**

After completion of this course, the students should be able to

- Understand the importance of mechanics.
- Express their knowledge in electromagnetic waves.
- Demonstrate a strong foundational knowledge in oscillations, optics and lasers.
- Understand the importance of quantum physics.
- Comprehend and apply quantum mechanical principles towards the formation of energy bands.

TEXT BOOKS:

1. D.Kleppner and R.Kolenkow. An Introduction to Mechanics. McGraw Hill Education (Indian Edition), 2017.
2. E.M.Purcell and D.J.Morin, Electricity and Magnetism, Cambridge Univ.Press, 2013.
3. Arthur Beiser, Shobhit Mahajan, S. Rai Choudhury, Concepts of Modern Physics, McGraw-Hill (Indian Edition), 2017.

REFERENCES:

1. R.Wolfson. Essential University Physics. Volume 1 & 2. Pearson Education (Indian Edition), 2009.
2. Paul A. Tipler, Physic – Volume 1 & 2, CBS, (Indian Edition), 2004.
3. K.Thyagarajan and A.Ghatak. Lasers: Fundamentals and Applications, Laxmi Publications, (Indian Edition), 2019.
4. D.Halliday, R.Resnick and J.Walker. Principles of Physics, Wiley (Indian Edition), 2015.
5. N.Garcia, A.Damask and S.Schwarz. Physics for Computer Science Students. Springer- Verlag, 2012.

CO's-PO's & PSO's MAPPING

CO's	PO's												PSO's			
	1	2	3	4	5	6	7	8	9	10	11	12	1	2	3	
1	3	3	2	1	1	1	-	-	-	-	-	-	-	-	-	-
2	3	3	2	1	2	1	-	-	-	-	-	-	-	-	-	-
3	3	3	2	2	2	1	-	-	-	-	-	1	-	-	-	-
4	3	3	1	1	2	1	-	-	-	-	-	-	-	-	-	-
5	3	3	1	1	2	1	-	-	-	-	-	-	-	-	-	-
AVG	3	3	1.6	1.2	1.8	1	-	-	-	-	-	1	-	-	-	-

1-Low,2-Medium,3-High,"-no correlation

Note: the average value of this course to be used for program articulation matrix.

COURSE OBJECTIVES:

- To inculcate sound understanding of water quality parameters and water treatment techniques.
- To impart knowledge on the basic principles and preparatory methods of nanomaterials.
- To introduce the basic concepts and applications of phase rule and composites.
- To facilitate the understanding of different types of fuels, their preparation, properties and combustion characteristics.
- To familiarize the students with the operating principles, working processes and applications of energy conversion and storage devices.

UNIT I WATER AND ITS TREATMENT**9**

Water: Sources and impurities, Water quality parameters: Definition and significance of-color, odour, turbidity, pH, hardness, alkalinity, TDS, COD and BOD, fluoride and arsenic. Municipal water treatment: primary treatment and disinfection (UV, Ozonation, break-point chlorination). Desalination of brackish water: Reverse Osmosis. Boiler troubles: Scale and sludge, Boiler corrosion, Caustic embrittlement, Priming & foaming. Treatment of boiler feed water: Internal treatment (phosphate, colloidal, sodium aluminate and calgon conditioning) and External treatment – Ion exchange demineralization and zeolite process.

UNIT II NANOCHEMISTRY**9**

Basics: Distinction between molecules, nanomaterials and bulk materials; Size-dependent properties (optical, electrical, mechanical and magnetic); Types of nanomaterials: Definition, properties and uses of – nanoparticle, nanocluster, nanorod, nanowire and nanotube. Preparation of nanomaterials: sol-gel, solvothermal, laser ablation, chemical vapour deposition, electrochemical deposition and electro spinning. Applications of nanomaterials in medicine, agriculture, energy, electronics and catalysis.

UNIT III PHASE RULE AND COMPOSITES**9**

Phase rule: Introduction, definition of terms with examples. One component system - water system; Reduced phase rule; Construction of a simple eutectic phase diagram - Thermal analysis; Two component system: lead-silver system - Pattinson process. Composites: Introduction: Definition & Need for composites; Constitution: Matrix materials (Polymer matrix, metal matrix and ceramic matrix) and Reinforcement (fiber, particulates, flakes and whiskers). Properties and applications of: Metal matrix composites (MMC), Ceramic matrix composites and Polymer matrix composites. Hybrid composites - definition and examples.

UNIT IV FUELS AND COMBUSTION**9**

Fuels: Introduction: Classification of fuels; Coal and coke: Analysis of coal (proximate and ultimate), Carbonization, Manufacture of metallurgical coke (Otto Hoffmann method). Petroleum and Diesel: Manufacture of synthetic petrol (Bergius process), Knocking - octane number, diesel oil - cetane number; Power alcohol and biodiesel.

Combustion of fuels: Introduction: Calorific value - higher and lower calorific values, Theoretical calculation of calorific value; Ignition temperature: spontaneous ignition temperature, Explosive range; Flue gas analysis - ORSAT Method. CO₂ emission and carbon foot print.

UNIT V ENERGY SOURCES AND STORAGE DEVICES**9**

Stability of nucleus: mass defect (problems), binding energy; Nuclear energy: light water nuclear power plant, breeder reactor. Solar energy conversion: Principle, working and applications of solar cells; Recent developments in solar cell materials. Wind energy; Geothermal energy; Batteries: Types of batteries, Primary battery - dry cell, Secondary battery - lead acid battery and lithium-ion-battery; Electric vehicles – working principles; Fuel cells: H₂-O₂ fuel cell, microbial fuel cell; Supercapacitors: Storage principle, types and examples.

TOTAL: 45 PERIODS

COURSE OUTCOMES

At the end of the course, the students will be able:

- To infer the quality of water from quality parameter data and propose suitable treatment methodologies to treat water.
- To identify and apply basic concepts of nanoscience and nanotechnology in designing the synthesis of nanomaterials for engineering and technology applications.
- To apply the knowledge of phase rule and composites for material selection requirements.
- To recommend suitable fuels for engineering processes and applications.
- To recognize different forms of energy resources and apply them for suitable applications in energy sectors.

TEXT BOOKS:

1. P. C. Jain and Monica Jain, "Engineering Chemistry", 17th Edition, Dhanpat Rai Publishing Company (P) Ltd, New Delhi, 2018.
2. Sivasankar B., "Engineering Chemistry", Tata McGraw-Hill Publishing Company Ltd, New Delhi, 2008.
3. S.S. Dara, "A Text book of Engineering Chemistry", S. Chand Publishing, 12th Edition, 2018.

REFERENCES:

1. B. S. Murty, P. Shankar, Baldev Raj, B. B. Rath and James Murday, "Text book of nanoscience and nanotechnology", Universities Press-IIM Series in Metallurgy and Materials Science, 2018.
2. O.G. Palanna, "Engineering Chemistry" McGraw Hill Education (India) Private Limited, 2nd Edition, 2017.
3. Friedrich Emich, "Engineering Chemistry", Scientific International PVT, LTD, New Delhi, 2014.
4. Shikha Agarwal, "Engineering Chemistry-Fundamentals and Applications", Cambridge University Press, Delhi, Second Edition, 2019.
5. O.V. Roussak and H.D. Gesser, Applied Chemistry-A Text Book for Engineers and Technologists, Springer Science Business Media, New York, 2nd Edition, 2013.

CO-PO & PSO MAPPING

CO	PO												PSO		
	1	2	3	4	5	6	7	8	9	10	11	12	1	2	3
1	3	2	2	1	-	1	1	-	-	-	-	1	-	-	-
2	2	-	-	1	-	2	2	-	-	-	-	-	-	-	-
3	3	1	-	-	-	-	-	-	-	-	-	-	-	-	-
4	3	1	1	-	-	1	2	-	-	-	-	-	-	-	-
5	3	1	2	1	-	2	2	-	-	-	-	2	-	-	-
Avg.	2.8	1.3	1.6	1	-	1.5	1.8	-	-	-	-	1.5	-	-	-

1-low, 2-medium, 3-high, '-'- no correlation

COURSE OBJECTIVES:

- To understand the basics of algorithmic problem solving.
- To learn to solve problems using Python conditionals and loops.
- To define Python functions and use function calls to solve problems.
- To use Python data structures - lists, tuples, dictionaries to represent complex data.
- To do input/output with files in Python.

UNIT I COMPUTATIONAL THINKING AND PROBLEM SOLVING 9

Fundamentals of Computing – Identification of Computational Problems -Algorithms, building blocks of algorithms (statements, state, control flow, functions), notation (pseudo code, flow chart, programming language), algorithmic problem solving, simple strategies for developing algorithms (iteration, recursion). Illustrative problems: find minimum in a list, insert a card in a list of sorted cards, guess an integer number in a range, Towers of Hanoi.

UNIT II DATA TYPES, EXPRESSIONS, STATEMENTS 9

Python interpreter and interactive mode, debugging; values and types: int, float, boolean, string, and list; variables, expressions, statements, tuple assignment, precedence of operators, comments; Illustrative programs: exchange the values of two variables, circulate the values of n variables, distance between two points.

UNIT III CONTROL FLOW, FUNCTIONS, STRINGS 9

Conditionals: Boolean values and operators, conditional (if), alternative (if-else), chained conditional (if-elif-else); Iteration: state, while, for, break, continue, pass; Fruitful functions: return values, parameters, local and global scope, function composition, recursion; Strings: string slices, immutability, string functions and methods, string module; Lists as arrays. Illustrative programs: square root, gcd, exponentiation, sum an array of numbers, linear search, binary search.

UNIT IV LISTS, TUPLES, DICTIONARIES 9

Lists: list operations, list slices, list methods, list loop, mutability, aliasing, cloning lists, list parameters; Tuples: tuple assignment, tuple as return value; Dictionaries: operations and methods; advanced list processing - list comprehension; Illustrative programs: simple sorting, histogram, Students marks statement, Retail bill preparation.

UNIT V FILES, MODULES, PACKAGES 9

Files and exception: text files, reading and writing files, format operator; command line arguments, errors and exceptions, handling exceptions, modules, packages; Illustrative programs: word count, copy file, Voter's age validation, Marks range validation (0-100).

TOTAL : 45 PERIODS**COURSE OUTCOMES:**

Upon completion of the course, students will be able to

CO1: Develop algorithmic solutions to simple computational problems.

CO2: Develop and execute simple Python programs.

CO3: Write simple Python programs using conditionals and looping for solving problems.

CO4: Decompose a Python program into functions.

CO5: Represent compound data using Python lists, tuples, dictionaries etc.

CO6: Read and write data from/to files in Python programs.

TEXT BOOKS:

1. Allen B. Downey, "Think Python: How to Think like a Computer Scientist", 2nd Edition, O'Reilly Publishers, 2016.
2. Karl Beecher, "Computational Thinking: A Beginner's Guide to Problem Solving and programming", 1st Edition, BCS Learning & Development Limited, 2017.

REFERENCES:

1. Paul Deitel and Harvey Deitel, "Python for Programmers", Pearson Education, 1st Edition, 2021.
2. G Venkatesh and Madhavan Mukund, "Computational Thinking: A Primer for Programmers and Data Scientists", 1st Edition, Notion Press, 2021.
3. John V Guttag, "Introduction to Computation and Programming Using Python: With Applications to Computational Modeling and Understanding Data", Third Edition, MIT Press 2021
4. Eric Matthes, "Python Crash Course, A Hands - on Project Based Introduction to Programming", 2nd Edition, No Starch Press, 2019.
<https://www.python.org/>
6. Martin C. Brown, "Python: The Complete Reference", 4th Edition, Mc-Graw Hill, 2018.

COs- PO's & PSO's MAPPING

CO's	PO's												PSO's		
	1	2	3	4	5	6	7	8	9	10	11	12	1	2	3
1	3	3	3	3	2	-	-	-	-	-	2	2	3	3	-
2	3	3	3	3	2	-	-	-	-	-	2	2	3	-	-
3	3	3	3	3	2	-	-	-	-	-	2	-	3	-	-
4	2	2	-	2	2	-	-	-	-	-	1	-	3	-	-
5	1	2	-	-	1	-	-	-	-	-	1	-	2	-	-
AVg.	2	2	-	-	2	-	-	-	-	-	1	-	2	-	-

1 - low, 2 - medium, 3 - high, '-' - no correlation

GE3152

தமிழர் மரபு

L T P C
1 0 0 1

அலகு I மொழி மற்றும் இலக்கியம்: 3
இந்திய மொழிக் குடும்பங்கள் - திராவிட மொழிகள் - தமிழ் ஒரு செம்மொழி - தமிழ் செவ்விலக்கியங்கள் - சங்க இலக்கியத்தின் சமயச் சார்பற்ற தன்மை - சங்க இலக்கியத்தில் பகிர்தல் அறம் - திருக்குறளில் மேலாண்மைக் கருத்துக்கள் - தமிழ்க் காப்பியங்கள், தமிழகத்தில் சமண பௌத்த சமயங்களின் தாக்கம் - பக்தி இலக்கியம், ஆழ்வார்கள் மற்றும் நாயன்மார்கள் - சிற்றிலக்கியங்கள் - தமிழில் நவீன இலக்கியத்தின் வளர்ச்சி - தமிழ் இலக்கிய வளர்ச்சியில் பாரதியார் மற்றும் பாரதிதாசன் ஆகியோரின் பங்களிப்பு.

அலகு II மரபு - பாறை ஓவியங்கள் முதல் நவீன ஓவியங்கள் வரை - 3
சிற்பக் கலை:
நடுகல் முதல் நவீன சிற்பங்கள் வரை - ஜம்பொன் சிலைகள்- பழங்குடியினர் மற்றும் அவர்கள் தயாரிக்கும் கைவினைப் பொருட்கள், பொம்மைகள் - தேர் செய்யும் கலை - சுடுமண் சிற்பங்கள் - நாட்டுப்புறத் தெய்வங்கள் - குமரிமுனையில் திருவள்ளூர் சிலை - இசைக் கருவிகள் - மிருதங்கம், பறை, வீணை, யாழ், நாதஸ்வரம் - தமிழர்களின் சமூக பொருளாதார வாழ்வில் கோவில்களின் பங்கு.

அலகு III நாட்டுப்புறக் கலைகள் மற்றும் வீர விளையாட்டுகள்: 3
தெருக்கூத்து, கரகாட்டம், வில்லுப்பாட்டு, கணியான் கூத்து, ஓயிலாட்டம், தோல்பாவைக் கூத்து, சிலம்பாட்டம், வளரி, புலியாட்டம், தமிழர்களின் விளையாட்டுகள்.

அலகு IV தமிழர்களின் திணைக் கோட்பாடுகள்: 3
தமிழகத்தின் தாவரங்களும், விலங்குகளும் – தொல்காப்பியம் மற்றும் சங்க இலக்கியத்தில் அகம் மற்றும் புறக் கோட்பாடுகள் – தமிழர்கள் போற்றிய அறக்கோட்பாடு – சங்ககாலத்தில் தமிழகத்தில் எழுத்தறிவும், கல்வியும் – சங்ககால நகரங்களும் துறை முகங்களும் – சங்ககாலத்தில் ஏற்றுமதி மற்றும் இறக்குமதி – கடல்கடந்த நாடுகளில் சோழர்களின் வெற்றி.

அலகு V இந்திய தேசிய இயக்கம் மற்றும் இந்திய பண்பாட்டிற்குத் தமிழர்களின் பங்களிப்பு: 3
இந்திய விடுதலைப்போரில் தமிழர்களின் பங்கு – இந்தியாவின் பிறப்புகுதிகளில் தமிழ்ப் பண்பாட்டின் தாக்கம் – சுயமரியாதை இயக்கம் – இந்திய மருத்துவத்தில், சித்த மருத்துவத்தின் பங்கு – கல்வெட்டுகள், கையெழுத்துப்படிகள் - தமிழ்ப் புத்தகங்களின் அச்சு வரலாறு.

TOTAL : 15 PERIODS

TEXT-CUM-REFERENCE BOOKS

1. தமிழக வரலாறு – மக்களும் பண்பாடும் – கே.கே. பிள்ளை (வெளியீடு: தமிழ்நாடு பாடநூல் மற்றும் கல்வியியல் பணிகள் கழகம்).
2. கணினித் தமிழ் – முனைவர் இல. சுந்தரம். (விகடன் பிரசுரம்).
3. கீழடி – வைகை நதிக்கரையில் சங்ககால நகர நாகரிகம் (தொல்லியல் துறை வெளியீடு)
4. பொருளை – ஆற்றங்கரை நாகரிகம். (தொல்லியல் துறை வெளியீடு)
5. Social Life of Tamils (Dr.K.K.Pillay) A joint publication of TNTB & ESC and RMRL – (in print)
6. Social Life of the Tamils - The Classical Period (Dr.S.Singaravelu) (Published by: International Institute of Tamil Studies.
7. Historical Heritage of the Tamils (Dr.S.V.Subatamanian, Dr.K.D. Thirunavukkarasu) (Published by: International Institute of Tamil Studies).
8. The Contributions of the Tamils to Indian Culture (Dr.M.Valarmathi) (Published by: International Institute of Tamil Studies.)
9. Keeladi - 'Sangam City Civilization on the banks of river Vaigai' (Jointly Published by: Department of Archaeology & Tamil Nadu Text Book and Educational Services Corporation, Tamil Nadu)
10. Studies in the History of India with Special Reference to Tamil Nadu (Dr.K.K.Pillay) (Published by: The Author)
11. Porunai Civilization (Jointly Published by: Department of Archaeology & Tamil Nadu Text Book and Educational Services Corporation, Tamil Nadu)
12. Journey of Civilization Indus to Vaigai (R.Balakrishnan) (Published by: RMRL) – Reference Book.

UNIT I LANGUAGE AND LITERATURE 3

Language Families in India - Dravidian Languages – Tamil as a Classical Language - Classical Literature in Tamil – Secular Nature of Sangam Literature – Distributive Justice in Sangam Literature - Management Principles in Thirukural - Tamil Epics and Impact of Buddhism & Jainism in Tamil Land - Bakthi Literature Azhwars and Nayanmars - Forms of minor Poetry - Development of Modern literature in Tamil - Contribution of Bharathiyar and Bharathidhasan.

UNIT II HERITAGE - ROCK ART PAINTINGS TO MODERN ART – SCULPTURE 3

Hero stone to modern sculpture - Bronze icons - Tribes and their handicrafts - Art of temple car making - - Massive Terracotta sculptures, Village deities, Thiruvalluvar Statue at Kanyakumari, Making of musical instruments - Mridhangam, Parai, Veenai, Yazh and Nadhaswaram - Role of Temples in Social and Economic Life of Tamils.

UNIT III FOLK AND MARTIAL ARTS 3

Therukoothu, Karagattam, Villu Pattu, Kaniyan Koothu, Oyillattam, Leatherpuppetry, Silambattam, Valari, Tiger dance - Sports and Games of Tamils.

UNIT IV THINAI CONCEPT OF TAMILS 3

Flora and Fauna of Tamils & Aham and Puram Concept from Tholkappiyam and Sangam Literature - Aram Concept of Tamils - Education and Literacy during Sangam Age - Ancient Cities and Ports of Sangam Age - Export and Import during Sangam Age - Overseas Conquest of Cholas.

UNIT V CONTRIBUTION OF TAMILS TO INDIAN NATIONAL MOVEMENT AND INDIAN CULTURE 3

Contribution of Tamils to Indian Freedom Struggle - The Cultural Influence of Tamils over the other parts of India – Self-Respect Movement - Role of Siddha Medicine in Indigenous Systems of Medicine – Inscriptions & Manuscripts – Print History of Tamil Books.

TOTAL : 15 PERIODS**TEXT-CUM-REFERENCE BOOKS**

1. தமிழக வரலாறு – மக்களும் பண்பாடும் – கே.கே. பிள்ளை (வெளியீடு: தமிழ்நாடு பாடநூல் மற்றும் கல்வியியல் பணிகள் கழகம்).
2. கணினித் தமிழ் – முனைவர் இல. சுந்தரம். (விகடன் பிரசுரம்).
3. கீழடி – வைகை நதிக்கரையில் சங்ககால நகர நாகரிகம் (தொல்லியல் துறை வெளியீடு)
4. பொருளை – ஆற்றங்கரை நாகரிகம். (தொல்லியல் துறை வெளியீடு)
5. Social Life of Tamils (Dr.K.K.Pillay) A joint publication of TNTB & ESC and RMRL – (in print)
6. Social Life of the Tamils - The Classical Period (Dr.S.Singaravelu) (Published by: International Institute of Tamil Studies.
7. Historical Heritage of the Tamils (Dr.S.V.Subatamanian, Dr.K.D. Thirunavukkarasu) (Published by: International Institute of Tamil Studies).
8. The Contributions of the Tamils to Indian Culture (Dr.M.Valarmathi) (Published by: International Institute of Tamil Studies.)
9. Keeladi - 'Sangam City Civilization on the banks of river Vaigai' (Jointly Published by: Department of Archaeology & Tamil Nadu Text Book and Educational Services Corporation, Tamil Nadu)
10. Studies in the History of India with Special Reference to Tamil Nadu (Dr.K.K.Pillay) (Published by: The Author)
11. Porunai Civilization (Jointly Published by: Department of Archaeology & Tamil Nadu Text Book and Educational Services Corporation, Tamil Nadu)
12. Journey of Civilization Indus to Vaigai (R.Balakrishnan) (Published by: RMRL) – Reference Book.

COURSE OBJECTIVES:

- To understand the problem solving approaches.
- To learn the basic programming constructs in Python.
- To practice various computing strategies for Python-based solutions to real world problems.
- To use Python data structures - lists, tuples, dictionaries.
- To do input/output with files in Python.

EXPERIMENTS:

Note: The examples suggested in each experiment are only indicative. The lab instructor is expected to design other problems on similar lines. The Examination shall not be restricted to the sample experiments listed here.

1. Identification and solving of simple real life or scientific or technical problems, and developing flow charts for the same. (Electricity Billing, Retail shop billing, Sin series, weight of a motorbike, Weight of a steel bar, compute Electrical Current in Three Phase AC Circuit, etc.)
2. Python programming using simple statements and expressions (exchange the values of two variables, circulate the values of n variables, distance between two points).
3. Scientific problems using Conditionals and Iterative loops. (Number series, Number Patterns, pyramid pattern)
4. Implementing real-time/technical applications using Lists, Tuples. (Items present in a library/Components of a car/ Materials required for construction of a building –operations of list & tuples)
5. Implementing real-time/technical applications using Sets, Dictionaries. (Language, components of an automobile, Elements of a civil structure, etc.- operations of Sets & Dictionaries)
6. Implementing programs using Functions. (Factorial, largest number in a list, area of shape)
7. Implementing programs using Strings. (reverse, palindrome, character count, replacing characters)
8. Implementing programs using written modules and Python Standard Libraries (pandas, numpy. Matplotlib, scipy)
9. Implementing real-time/technical applications using File handling. (copy from one file to another, word count, longest word)
10. Implementing real-time/technical applications using Exception handling. (divide by zero error, voter's age validity, student mark range validation)
11. Exploring Pygame tool.
12. Developing a game activity using Pygame like bouncing ball, car race etc.

TOTAL: 60 PERIODS**COURSE OUTCOMES:**

On completion of the course, students will be able to:

CO1: Develop algorithmic solutions to simple computational problems

CO2: Develop and execute simple Python programs.

CO3: Implement programs in Python using conditionals and loops for solving problems.

CO4: Deploy functions to decompose a Python program.

CO5: Process compound data using Python data structures.

CO6: Utilize Python packages in developing software applications.

TEXT BOOKS:

1. Allen B. Downey, "Think Python : How to Think like a Computer Scientist", 2nd Edition, O'Reilly Publishers, 2016.
2. Karl Beecher, "Computational Thinking: A Beginner's Guide to Problem Solving and Programming", 1st Edition, BCS Learning & Development Limited, 2017.

REFERENCES:

1. Paul Deitel and Harvey Deitel, "Python for Programmers", Pearson Education, 1st Edition, 2021.
2. G Venkatesh and Madhavan Mukund, "Computational Thinking: A Primer for Programmers and Data Scientists", 1st Edition, Notion Press, 2021.
3. John V Guttag, "Introduction to Computation and Programming Using Python: With Applications to Computational Modeling and Understanding Data", Third Edition, MIT Press, 2021
4. Eric Matthes, "Python Crash Course, A Hands - on Project Based Introduction to Programming", 2nd Edition, No Starch Press, 2019.
5. <https://www.python.org/>
6. Martin C. Brown, "Python: The Complete Reference", 4th Edition, Mc-Graw Hill, 2018.

COs- PO's & PSO's MAPPING

CO's	PO's												PSO's	
	1	2	3	4	5	6	7	8	9	10	11	12	1	2
1	3	3	3	3	3	-	-	-	-	-	3	2	3	3
2	3	3	3	3	3	-	-	-	-	-	3	2	3	-
3	3	3	3	3	2	-	-	-	-	-	2	-	3	-
4	3	2	-	2	2	-	-	-	-	-	1	-	3	-
5	1	2	-	-	1	-	-	-	-	-	1	-	2	-
6	2	-	-	-	2	-	-	-	-	-	1	-	2	-
AVg.	2	3	3	3	2	-	-	-	-	-	2	2	3	3

1 - low, 2 - medium, 3 - high, '-' - no correlation

BS3171

PHYSICS AND CHEMISTRY LABORATORY

L T P C
0 0 4 2

PHYSICS LABORATORY: (Any Seven Experiments)

COURSE OBJECTIVES:

- To learn the proper use of various kinds of physics laboratory equipment.
- To learn how data can be collected, presented and interpreted in a clear and concise manner.
- To learn problem solving skills related to physics principles and interpretation of experimental data.
- To determine error in experimental measurements and techniques used to minimize such error.
- To make the student as an active participant in each part of all lab exercises.
 1. Torsional pendulum - Determination of rigidity modulus of wire and moment of inertia of regular and irregular objects.
 2. Simple harmonic oscillations of cantilever.
 3. Non-uniform bending - Determination of Young's modulus
 4. Uniform bending – Determination of Young's modulus
 5. Laser- Determination of the wave length of the laser using grating
 6. Air wedge - Determination of thickness of a thin sheet/wire
 7. a) Optical fibre -Determination of Numerical Aperture and acceptance angle
b) Compact disc- Determination of width of the groove using laser.
 8. Acoustic grating- Determination of velocity of ultrasonic waves in liquids.
 9. Ultrasonic interferometer – determination of the velocity of sound and compressibility of liquids
 10. Post office box -Determination of Band gap of a semiconductor.
 11. Photoelectric effect
 12. Michelson Interferometer.
 13. Melde's string experiment
 14. Experiment with lattice dynamics kit.

TOTAL: 30 PERIODS

COURSE OUTCOMES:

Upon completion of the course, the students should be able to

- Understand the functioning of various physics laboratory equipment.
- Use graphical models to analyze laboratory data.
- Use mathematical models as a medium for quantitative reasoning and describing physical reality.
- Access, process and analyze scientific information.
- Solve problems individually and collaboratively.

CO's-PO's & PSO's MAPPING

CO's	PO's												PSO's		
	1	2	3	4	5	6	7	8	9	10	11	12	1	2	3
1	3	2	3	1	1	-	-	-	-	-	-	-	-	-	-
2	3	3	2	1	1	-	-	-	-	-	-	-	-	-	-
3	3	2	3	1	1	-	-	-	-	-	-	-	-	-	-
4	3	3	2	1	1	-	-	-	-	-	-	-	-	-	-
5	3	2	3	1	1	-	-	-	-	-	-	-	-	-	-
AVG	3	2.4	2.6	1	1										

- 1-Low,2-Medium,3-High,"-no correlation
- Note: the average value of this course to be used for program articulation matrix.

CHEMISTRY LABORATORY: (Any seven experiments to be conducted)

COURSE OBJECTIVES:

- To inculcate experimental skills to test basic understanding of water quality parameters, such as, acidity, alkalinity, hardness, DO, chloride and copper.
 - To induce the students to familiarize with electroanalytical techniques such as, pH metry, potentiometry and conductometry in the determination of impurities in aqueous solutions.
 - To demonstrate the analysis of metals and alloys.
 - To demonstrate the synthesis of nanoparticles
1. Preparation of Na_2CO_3 as a primary standard and estimation of acidity of a water sample using the primary standard
 2. Determination of types and amount of alkalinity in water sample.
 - Split the first experiment into two
 3. Determination of total, temporary & permanent hardness of water by EDTA method.
 4. Determination of DO content of water sample by Winkler's method.
 5. Determination of chloride content of water sample by Argentometric method.
 6. Estimation of copper content of the given solution by Iodometry.
 7. Estimation of TDS of a water sample by gravimetry.
 8. Determination of strength of given hydrochloric acid using pH meter.
 9. Determination of strength of acids in a mixture of acids using conductivity meter.
 10. Conductometric titration of barium chloride against sodium sulphate (precipitation titration)
 11. Estimation of iron content of the given solution using potentiometer.
 12. Estimation of sodium /potassium present in water using flame photometer.
 13. Preparation of nanoparticles ($\text{TiO}_2/\text{ZnO}/\text{CuO}$) by Sol-Gel method.
 14. Estimation of Nickel in steel
 15. Proximate analysis of Coal

TOTAL : 30 PERIODS

COURSE OUTCOMES:

- To analyse the quality of water samples with respect to their acidity, alkalinity, hardness and DO.
- To determine the amount of metal ions through volumetric and spectroscopic techniques
- To analyse and determine the composition of alloys.
- To learn simple method of synthesis of nanoparticles

- To quantitatively analyse the impurities in solution by electroanalytical techniques

TEXT BOOK:

- J. Mendham, R. C. Denney, J.D. Barnes, M. Thomas and B. Sivasankar, Vogel's Textbook of Quantitative Chemical Analysis (2009).

CO-PO & PSO MAPPING

CO	PO												PSO		
	1	2	3	4	5	6	7	8	9	10	11	12	1	2	3
1	3	-	1	-	-	2	2	-	-	-	-	2	-	-	-
2	3	1	2	-	-	1	2	-	-	-	-	1	-	-	-
3	3	2	1	1	-	-	1	-	-	-	-	-	-	-	-
4	2	1	2	-	-	2	2	-	-	-	-	-	-	-	-
5	2	1	2	-	1	2	2	-	-	-	-	1	-	-	-
Avg.	2.6	1.3	1.6	1	1	1.4	1.8	-	-	-	-	1.3	-	-	-

- 1-low, 2-medium, 3-high, '-'- no correlation

GE3172

ENGLISH LABORATORY

L T P C
0 0 2 1

OBJECTIVES :

- To improve the communicative competence of learners
- To help learners use language effectively in academic /work contexts
- To develop various listening strategies to comprehend various types of audio materials like lectures, discussions, videos etc.
- To build on students' English language skills by engaging them in listening, speaking and grammar learning activities that are relevant to authentic contexts.
- To use language efficiently in expressing their opinions via various media.

UNIT I INTRODUCTION TO FUNDAMENTALS OF COMMUNICATION 6

Listening for general information-specific details- conversation: Introduction to classmates - Audio / video (formal & informal); Telephone conversation; Listening to voicemail & messages; Listening and filling a form. Speaking - making telephone calls-Self Introduction; Introducing a friend; - politeness strategies- making polite requests, making polite offers, replying to polite requests and offers-understanding basic instructions(filling out a bank application for example).

UNIT II NARRATION AND SUMMATION 6

Listening - Listening to podcasts, anecdotes / stories / event narration; documentaries and interviews with celebrities. Speaking - Narrating personal experiences / events-Talking about current and temporary situations & permanent and regular situations* - describing experiences and feelings-engaging in small talk- describing requirements and abilities.

UNIT III DESCRIPTION OF A PROCESS / PRODUCT 6

Listening - Listen to product and process descriptions; a classroom lecture; and advertisements about products. Speaking – Picture description- describing locations in workplaces- Giving instruction to use the product- explaining uses and purposes- Presenting a product- describing shapes and sizes and weights- talking about quantities(large & small)-talking about precautions.

UNIT IV CLASSIFICATION AND RECOMMENDATIONS 6

Listening – Listening to TED Talks; Listening to lectures - and educational videos. Speaking – Small Talk; discussing and making plans-talking about tasks-talking about progress- talking about positions and directions of movement-talking about travel preparations- talking about transportation-

UNIT V EXPRESSION**6**

Listening – Listening to debates/ discussions; different viewpoints on an issue; and panel discussions.
 Speaking –making predictions- talking about a given topic-giving opinions- understanding a website-
 describing processes

TOTAL : 30 PERIODS**LEARNING OUTCOMES:**

At the end of the course, learners will be able

- To listen to and comprehend general as well as complex academic information
- To listen to and understand different points of view in a discussion
- To speak fluently and accurately in formal and informal communicative contexts
- To describe products and processes and explain their uses and purposes clearly and accurately
- To express their opinions effectively in both formal and informal discussions

ASSESSMENT PATTERN

- One online / app based assessment to test listening /speaking
- End Semester **ONLY** listening and speaking will be conducted online.
- Proficiency certification is given on successful completion of listening and speaking internal test and end semester exam.

CO-PO & PSO MAPPING

CO's	PO's												PSO's		
	1	2	3	4	5	6	7	8	9	10	11	12	1	2	3
1	3	3	3	3	1	3	3	3	3	3	3	3	-	-	-
2	3	3	3	3	1	3	3	3	3	3	3	3	-	-	-
3	3	3	3	3	1	3	3	3	3	3	3	3	-	-	-
4	3	3	3	3	1	3	3	3	3	3	3	3	-	-	-
5	3	3	3	3	1	3	3	3	3	3	3	3	-	-	-
AVg.	3	3	3	3	1	3	3	3	3	3	3	3	-	-	-

1-low, 2-medium, 3-high, '-'- no correlation

Note: The average value of this course to be used for program articulation matrix.

PROGRESS THROUGH KNOWLEDGE

HS3252

PROFESSIONAL ENGLISH - II

L T P C

2 0 0 2

OBJECTIVES:

- To engage learners in meaningful language activities to improve their reading and writing skills
- To learn various reading strategies and apply in comprehending documents in professional context.
- To help learners understand the purpose, audience, contexts of different types of writing
- To develop analytical thinking skills for problem solving in communicative contexts
- To demonstrate an understanding of job applications and interviews for internship and placements

UNIT I	MAKING COMPARISONS	6
Reading - Reading advertisements, user manuals, brochures; Writing – Professional emails, Email etiquette - Compare and Contrast Essay; Grammar – Mixed Tenses, Prepositional phrases		
UNIT II	EXPRESSING CAUSAL RELATIONS IN SPEAKING AND WRITING	6
Reading - Reading longer technical texts– Cause and Effect Essays, and Letters / emails of complaint, Writing - Writing responses to complaints. Grammar - Active Passive Voice transformations, Infinitive and Gerunds		
UNIT III	PROBLEM SOLVING	6
Reading - Case Studies, excerpts from literary texts, news reports etc. Writing – Letter to the Editor, Checklists, Problem solution essay / Argumentative Essay. Grammar – Error correction; If conditional sentences		
UNIT IV	REPORTING OF EVENTS AND RESEARCH	6
Reading –Newspaper articles; Writing – Recommendations, Transcoding, Accident Report, Survey Report Grammar – Reported Speech, Modals Vocabulary – Conjunctions- use of prepositions		
UNIT V	THE ABILITY TO PUT IDEAS OR INFORMATION COGENTLY	6
Reading – Company profiles, Statement of Purpose, (SOP), an excerpt of interview with professionals; Writing – Job / Internship application – Cover letter & Resume; Grammar – Numerical adjectives, Relative Clauses.		

TOTAL : 30 PERIODS

OUTCOMES:

At the end of the course, learners will be able

- To compare and contrast products and ideas in technical texts.
- To identify and report cause and effects in events, industrial processes through technical texts
- To analyse problems in order to arrive at feasible solutions and communicate them in the written format.
- To present their ideas and opinions in a planned and logical manner
- To draft effective resumes in the context of job search.

TEXT BOOKS :

1. English for Engineers & Technologists (2020 edition) Orient Blackswan Private Ltd. Department of English, Anna University.
2. English for Science & Technology Cambridge University Press 2021.
3. Authored by Dr. Veena Selvam, Dr. Sujatha Priyadarshini, Dr. Deepa Mary Francis, Dr. KN. Shoba, and Dr. Lourdes Joevani, Department of English, Anna University.

REFERENCES:

1. Raman. Meenakshi, Sharma. Sangeeta (2019). Professional English. Oxford university press. New Delhi.
2. Improve Your Writing ed. V.N. Arora and Laxmi Chandra, Oxford Univ. Press, 2001, NewDelhi.
3. Learning to Communicate – Dr. V. Chellammal. Allied Publishers, New Delhi, 2003
4. Business Correspondence and Report Writing by Prof. R.C. Sharma & Krishna Mohan, Tata McGraw Hill & Co. Ltd., 2001, New Delhi.
5. Developing Communication Skills by Krishna Mohan, Meera Bannerji- Macmillan India Ltd. 1990, Delhi.

ASSESSMENT PATTERN

Two internal assessments and an end semester examination to test students' reading and writing skills along with their grammatical and lexical competence.

CO-PO & PSO MAPPING

CO	PO												PSO		
	1	2	3	4	5	6	7	8	9	10	11	12	1	2	3
1	3	3	3	3	3	3	3	3	2	3	3	3	-	-	-
2	3	3	3	3	3	3	3	3	2	3	3	3	-	-	-
3	3	3	3	3	3	3	3	3	2	3	3	3	-	-	-
4	3	3	3	3	2	3	3	3	2	3	3	3	-	-	-
5	-	-	-	-	-	-	-	-	3	3	3	3	-	-	-
AVg.	3	3	3	3	2.75	3	3	3	2.2	3	3	3	-	-	-

- 1-low, 2-medium, 3-high, '-'- no correlation
- **Note:** The average value of this course to be used for program articulation matrix.

MA3251

STATISTICS AND NUMERICAL METHODS

L T P C
3 1 0 4

COURSE OBJECTIVES:

- This course aims at providing the necessary basic concepts of a few statistical and numerical methods and give procedures for solving numerically different kinds of problems occurring in engineering and technology.
- To acquaint the knowledge of testing of hypothesis for small and large samples which plays an important role in real life problems.
- To introduce the basic concepts of solving algebraic and transcendental equations.
- To introduce the numerical techniques of interpolation in various intervals and numerical techniques of differentiation and integration which plays an important role in engineering and technology disciplines.
- To acquaint the knowledge of various techniques and methods of solving ordinary differential equations.

UNIT I TESTING OF HYPOTHESIS

9+3

Sampling distributions - Tests for single mean, proportion and difference of means (Large and small samples) – Tests for single variance and equality of variances – Chi square test for goodness of fit – Independence of attributes.

UNIT II DESIGN OF EXPERIMENTS

9+3

One way and two way classifications - Completely randomized design – Randomized block design – Latin square design - 2^2 factorial design.

UNIT III SOLUTION OF EQUATIONS AND EIGENVALUE PROBLEMS

9+3

Solution of algebraic and transcendental equations - Fixed point iteration method – Newton Raphson method- Solution of linear system of equations - Gauss elimination method – Pivoting - Gauss Jordan method – Iterative methods of Gauss Jacobi and Gauss Seidel - Eigenvalues of a matrix by Power method and Jacobi's method for symmetric matrices.

UNIT IV INTERPOLATION, NUMERICAL DIFFERENTIATION AND NUMERICAL INTEGRATION

9+3

Lagrange's and Newton's divided difference interpolations – Newton's forward and backward difference interpolation – Approximation of derivatives using interpolation polynomials – Numerical single and double integrations using Trapezoidal and Simpson's 1/3 rules.

UNIT V NUMERICAL SOLUTION OF ORDINARY DIFFERENTIAL EQUATIONS 9+3

Single step methods: Taylor's series method - Euler's method - Modified Euler's method - Fourth order Runge-Kutta method for solving first order differential equations - Multi step methods: Milne's and Adams - Bash forth predictor corrector methods for solving first order differential equations.

TOTAL: 60 PERIODS**COURSE OUTCOMES:**

Upon successful completion of the course, students will be able to:

- Apply the concept of testing of hypothesis for small and large samples in real life problems.
- Apply the basic concepts of classifications of design of experiments in the field of agriculture.
- Appreciate the numerical techniques of interpolation in various intervals and apply the numerical techniques of differentiation and integration for engineering problems.
- Understand the knowledge of various techniques and methods for solving first and second order ordinary differential equations.
- Solve the partial and ordinary differential equations with initial and boundary conditions by using certain techniques with engineering applications.

TEXT BOOKS:

1. Grewal, B.S., and Grewal, J.S., "Numerical Methods in Engineering and Science", Khanna Publishers, 10th Edition, New Delhi, 2015.
2. Johnson, R.A., Miller, I and Freund J., "Miller and Freund's Probability and Statistics for Engineers", Pearson Education, Asia, 8th Edition, 2015.

REFERENCES:

1. Burden, R.L and Faires, J.D, "Numerical Analysis", 9th Edition, Cengage Learning, 2016.
2. Devore. J.L., "Probability and Statistics for Engineering and the Sciences", Cengage Learning, New Delhi, 8th Edition, 2014.
3. Gerald. C.F. and Wheatley. P.O. "Applied Numerical Analysis" Pearson Education, Asia, New Delhi, 7th Edition, 2007.
4. Gupta S.C. and Kapoor V. K., "Fundamentals of Mathematical Statistics", Sultan Chand & Sons, New Delhi, 12th Edition, 2020.
5. Spiegel. M.R., Schiller. J. and Srinivasan. R.A., "Schaum's Outlines on Probability and Statistics", Tata McGraw Hill Edition, 4th Edition, 2012.
6. Walpole. R.E., Myers. R.H., Myers. S.L. and Ye. K., "Probability and Statistics for Engineers and Scientists", 9th Edition, Pearson Education, Asia, 2010.

	PO1	PO2	PO3	PO4	PO5	PO6	PO7	PO8	PO9	PO10	PO11	PO12	PSO1	PSO2	PSO3
CO1	3	3	1	1	1	0	0	0	2	0	2	3	-	-	-
CO2	3	3	1	1	1	0	0	0	2	0	2	3	-	-	-
CO3	3	3	1	1	1	0	0	0	2	0	2	3	-	-	-
CO4	3	3	1	1	1	0	0	0	2	0	2	3	-	-	-
CO5	3	3	1	1	1	0	0	0	2	0	2	3	-	-	-
Avg	3	3	1	1	1	0	0	0	2	0	2	3	-	-	-

COURSE OBJECTIVES:

- To make the students to understand the basics of crystallography and its importance in studying materials properties.
- To understand the electrical properties of materials including free electron theory, applications of quantum mechanics and magnetic materials.
- To instil knowledge on physics of semiconductors, determination of charge carriers and device applications
- To establish a sound grasp of knowledge on different optical properties of materials, optical displays and applications
- To inculcate an idea of significance of nano structures, quantum confinement and ensuing nano device applications.

UNIT I CRYSTALLOGRAPHY**9**

Crystal structures: BCC, FCC and HCP – directions and planes - linear and planar densities – crystal imperfections- edge and screw dislocations – grain and twin boundaries - Burgers vector and elastic strain energy- Slip systems, plastic deformation of materials - Polymorphism – phase changes – nucleation and growth – homogeneous and heterogeneous nucleation.

UNIT II ELECTRICAL AND MAGNETIC PROPERTIES OF MATERIALS**9**

Classical free electron theory - Expression for electrical conductivity – Thermal conductivity, expression - Quantum free electron theory :Tunneling – degenerate states – Fermi- Dirac statistics – Density of energy states – Electron in periodic potential – Energy bands in solids – tight binding approximation - Electron effective mass – concept of hole. Magnetic materials: Dia, para and ferromagnetic effects – paramagnetism in the conduction electrons in metals – exchange interaction and ferromagnetism – quantum interference devices – GMR devices.

UNIT III SEMICONDUCTORS AND TRANSPORT PHYSICS**9**

Intrinsic Semiconductors – Energy band diagram – direct and indirect band gap semiconductors – Carrier concentration in intrinsic semiconductors – extrinsic semiconductors - Carrier concentration in N-type & P-type semiconductors – Variation of carrier concentration with temperature – Carrier transport in Semiconductors: Drift, mobility and diffusion – Hall effect and devices – Ohmic contacts – Schottky diode.

UNIT IV OPTICAL PROPERTIES OF MATERIALS**9**

Classification of optical materials – Optical processes in semiconductors: optical absorption and emission, charge injection and recombination, optical absorption, loss and gain. Optical processes in quantum wells – Optoelectronic devices: light detectors and solar cells – light emitting diode – laser diode - optical processes in organic semiconductor devices –excitonic state – Electro-optics and nonlinear optics: Modulators and switching devices – plasmonics.

UNIT V NANO-ELECTRONIC DEVICES**9**

Quantum confinement – Quantum structures – quantum wells, wires and dots – Zener-Bloch oscillations – Resonant tunneling – quantum interference effects - mesoscopic structures - Single electron phenomena – Single electron Transistor. Semiconductor photonic structures – 1D, 2D and 3D photonic crystal. Active and passive optoelectronic devices – photo processes – spintronics – carbon nanotubes: Properties and applications.

TOTAL: 45 PERIODS**COURSE OUTCOMES:**

At the end of the course, the students should be able to

- know basics of crystallography and its importance for varied materials properties
- gain knowledge on the electrical and magnetic properties of materials and their applications
- understand clearly of semiconductor physics and functioning of semiconductor devices
- understand the optical properties of materials and working principles of various optical devices
- appreciate the importance of functional nanoelectronic devices.

TEXT BOOKS:

1. V.Raghavan. Materials Science and Engineering: A First Course, Prentice Hall India Learning Private Limited, 2015.
2. S.O. Kasap, Principles of Electronic Materials and Devices, Mc-Graw Hill, 2018.
3. Jasprit Singh, Semiconductor Devices: Basic Principles, Wiley (India), 2007.
4. Jasprit Singh, Semiconductor Optoelectronics: Physics and Technology, Mc-Graw Hill India (2019)
5. G.W.Hanson. Fundamentals of Nanoelectronics. Pearson Education (Indian Edition), 2009.

REFERENCES:

1. R.Balasubramaniam, Callister's Materials Science and Engineering. Wiley (Indian Edition), 2014.
2. Wendelin Wright and Donald Askeland, Essentials of Materials Science and Engineering, CL Engineering, 2013.
3. Robert F.Pierret, Semiconductor Device Fundamentals, Pearson, 2006
4. Pallab Bhattacharya, Semiconductor Optoelectronic Devices, Pearson, 2017
5. Ben Rogers, Jesse Adams and Sumita Pennathur, Nanotechnology: Understanding Small Systems, CRC Press, 2017.

CO's-PO's & PSO's MAPPING

CO's	PO's												PSO's			
	1	2	3	4	5	6	7	8	9	10	11	12	1	2	3	
1	3	2	1	2	1	1	-	-	-	-	-	-	-	-	-	-
2	3	2	1	1	2	1	1	-	-	-	-	-	-	-	-	-
3	3	2	2	2	2	1	-	-	-	-	-	-	-	-	-	-
4	3	2	2	1	2	2	-	-	-	-	-	1	-	-	-	-
5	3	2	2	1	2	1	-	-	-	-	-	-	-	-	-	-
AVG	3	2	1.6	1.4	1.8	1.2	1	-	-	-	-	1	-	-	-	-

1-Low,2-Medium,3-High,"-no correlation

Note: the average value of this course to be used for program articulation matrix.

BE3251**BASIC ELECTRICAL AND ELECTRONICS ENGINEERING**

L	T	P	C
3	0	0	3

COURSE OBJECTIVES:

- To introduce the basics of electric circuits and analysis
- To impart knowledge in the basics of working principles and application of electrical machines
- To introduce analog devices and their characteristics
- To educate on the fundamental concepts of digital electronics
- To introduce the functional elements and working of measuring instruments

UNIT I ELECTRICAL CIRCUITS**9**

DC Circuits: Circuit Components: Conductor, Resistor, Inductor, Capacitor – Ohm's Law - Kirchhoff's Laws –Independent and Dependent Sources – Simple problems- Nodal Analysis, Mesh analysis with Independent sources only (Steady state)

Introduction to AC Circuits and Parameters: Waveforms, Average value, RMS Value, Instantaneous power, real power, reactive power and apparent power, power factor – Steady state analysis of RLC circuits (Simple problems only)

UNIT II ELECTRICAL MACHINES**9**

Construction and Working principle- DC Separately and Self excited Generators, EMF equation, Types and Applications. Working Principle of DC motors, Torque Equation, Types and Applications. Construction, Working principle and Applications of Transformer, Three phase Alternator, Synchronous motor and Three Phase Induction Motor.

UNIT III ANALOG ELECTRONICS**9**

Resistor, Inductor and Capacitor in Electronic Circuits- Semiconductor Materials: Silicon & Germanium – PN Junction Diodes, Zener Diode – Characteristics Applications – Bipolar Junction Transistor-Biasing, JFET, SCR, MOSFET, IGBT – Types, I-V Characteristics and Applications, Rectifier and Inverters

UNIT IV DIGITAL ELECTRONICS**9**

Review of number systems, binary codes, error detection and correction codes, Combinational logic - representation of logic functions-SOP and POS forms, K-map representations - minimization using K maps (Simple Problems only)

UNIT V MEASUREMENTS AND INSTRUMENTATION**9**

Functional elements of an instrument, Standards and calibration, Operating Principle, types -Moving Coil and Moving Iron meters, Measurement of three phase power, Energy Meter, Instrument Transformers-CT and PT, DSO- Block diagram- Data acquisition.

TOTAL: 45 PERIODS**COURSE OUTCOMES:**

After completing this course, the students will be able to

1. Compute the electric circuit parameters for simple problems
2. Explain the working principle and applications of electrical machines
3. Analyze the characteristics of analog electronic devices
4. Explain the basic concepts of digital electronics
5. Explain the operating principles of measuring instruments

TEXT BOOKS:

1. Kothari DP and I.J Nagrath, "Basic Electrical and Electronics Engineering", Second Edition, McGraw Hill Education, 2020
2. S.K. Bhattacharya "Basic Electrical and Electronics Engineering", Pearson Education, Second Edition, 2017.
3. Sedha R.S., "A text book book of Applied Electronics", S. Chand & Co., 2008
4. James A. Svoboda, Richard C. Dorf, "Dorf's Introduction to Electric Circuits", Wiley, 2018.
5. A.K. Sawhney, Puneet Sawhney 'A Course in Electrical & Electronic Measurements & Instrumentation', Dhanpat Rai and Co, 2015.

REFERENCES:

1. Kothari DP and I.J Nagrath, "Basic Electrical Engineering", Fourth Edition, McGraw Hill Education, 2019.
2. Thomas L. Floyd, 'Digital Fundamentals', 11th Edition, Pearson Education, 2017.
3. Albert Malvino, David Bates, 'Electronic Principles, McGraw Hill Education; 7th edition, 2017.
4. Mahmood Nahvi and Joseph A. Edminister, "Electric Circuits", Schaum' Outline Series, McGraw Hill, 2002.
5. H.S. Kalsi, 'Electronic Instrumentation', Tata McGraw-Hill, New Delhi, 2010

Mapping of COs with POs and PSOs															
COs/POs&PSOs	POs												PSOs		
	1	2	3	4	5	6	7	8	9	10	11	12	1	2	3
CO1	2	2	1					1				2			1
CO2	2	2	1					1				2			1
CO3	2	1	1					1				2			1
CO4	2	2	1					1				2			1
CO5	2	2	1					1				2			1
CO/PO & PSO Average	2	1.8	1					1				2			1

1 – Slight, 2 – Moderate, 3 – Substantial

COURSE OBJECTIVES:

The main learning objective of this course is to prepare the students for:

1. Drawing engineering curves.
2. Drawing freehand sketch of simple objects.
3. Drawing orthographic projection of solids and section of solids.
4. Drawing development of solids
5. Drawing isometric and perspective projections of simple solids.

CONCEPTS AND CONVENTIONS (Not for Examination)

Importance of graphics in engineering applications - Use of drafting instruments - BIS conventions and specifications — Size, layout and folding of drawing sheets — Lettering and dimensioning.

UNIT I PLANE CURVES**6+12**

Basic Geometrical constructions, Curves used in engineering practices: Conics — Construction of ellipse, parabola and hyperbola by eccentricity method — Construction of cycloid — construction of involutes of square and circle — Drawing of tangents and normal to the above curves.

UNIT II PROJECTION OF POINTS, LINES AND PLANE SURFACE**6+12**

Orthographic projection- principles-Principal planes-First angle projection-projection of points. Projection of straight lines (only First angle projections) inclined to both the principal planes - Determination of true lengths and true inclinations by rotating line method and traces. Projection of planes (polygonal and circular surfaces) inclined to both the principal planes by rotating object method.

UNIT III PROJECTION OF SOLIDS AND FREEHAND SKETCHING**6+12**

Projection of simple solids like prisms, pyramids, cylinder, cone and truncated solids when the axis is inclined to one of the principal planes and parallel to the other by rotating object method. Visualization concepts and Free Hand sketching: Visualization principles —Representation of Three Dimensional objects — Layout of views- Freehand sketching of multiple views from pictorial views of objects. Practicing three dimensional modeling of simple objects by CAD Software (Not for examination)

UNIT IV PROJECTION OF SECTIONED SOLIDS AND DEVELOPMENT OF SURFACES**6 +12**

Sectioning of above solids in simple vertical position when the cutting plane is inclined to the one of the principal planes and perpendicular to the other — obtaining true shape of section. Development of lateral surfaces of simple and sectioned solids — Prisms, pyramids cylinders and cones. Practicing three dimensional modeling of simple objects by CAD Software (Not for examination)

UNIT V ISOMETRIC AND PERSPECTIVE PROJECTIONS**6+12**

Principles of isometric projection — isometric scale - Isometric projections of simple solids and truncated solids - Prisms, pyramids, cylinders, cones- combination of two solid objects in simple vertical positions - Perspective projection of simple solids-Prisms, pyramids and cylinders by visual ray method. Practicing three dimensional modeling of isometric projection of simple objects by CAD Software (Not for examination)

TOTAL: (L=30; P=60) 90 PERIODS**OUTCOMES:**

On successful completion of this course, the student will be able to

- Use BIS conventions and specifications for engineering drawing.
- Construct the conic curves, involutes and cycloid.
- Solve practical problems involving projection of lines.
- Draw the orthographic, isometric and perspective projections of simple solids.
- Draw the development of simple solids.

TEXT BOOK:

1. Bhatt N.D. and Panchal V.M., “Engineering Drawing”, Charotar Publishing House, 53rd Edition, 2019.
2. Natrajan K.V., “A Text Book of Engineering Graphics”, Dhanalakshmi Publishers, Chennai, 2018.
3. Parthasarathy, N. S. and Vela Murali, “Engineering Drawing”, Oxford University Press, 2015

REFERENCES:

1. Basant Agarwal and Agarwal C.M., “Engineering Drawing”, McGraw Hill, 2nd Edition, 2019.
2. Gopalakrishna K.R., “Engineering Drawing” (Vol. I&II combined), Subhas Publications, Bangalore, 27th Edition, 2017.
3. Luzzader, Warren.J. and Duff, John M., “Fundamentals of Engineering Drawing with an introduction to Interactive Computer Graphics for Design and Production, Eastern Economy Edition, Prentice Hall of India Pvt. Ltd, New Delhi, 2005.
4. Parthasarathy N. S. and Vela Murali, “Engineering Graphics”, Oxford University, Press, New Delhi, 2015.
5. Shah M.B., and Rana B.C., “Engineering Drawing”, Pearson Education India, 2nd Edition, 2009.
6. Venugopal K. and Prabhu Raja V., “Engineering Graphics”, New Age International (P) Limited, 2008.

Publication of Bureau of Indian Standards:

1. IS 10711 — 2001: Technical products Documentation — Size and lay out of drawing sheets.
2. IS 9609 (Parts 0 & 1) — 2001: Technical products Documentation — Lettering.
3. IS 10714 (Part 20) — 2001 & SP 46 — 2003: Lines for technical drawings.
4. IS 11669 — 1986 & SP 46 — 2003: Dimensioning of Technical Drawings.
5. IS 15021 (Parts 1 to 4) — 2001: Technical drawings — Projection Methods.

Special points applicable to University Examinations on Engineering Graphics:

1. There will be five questions, each of either or type covering all units of the syllabus.
2. All questions will carry equal marks of 20 each making a total of 100.
3. The answer paper shall consist of drawing sheets of A3 size only. The students will be permitted to use appropriate scale to fit solution within A3 size.
4. The examination will be conducted in appropriate sessions on the same day

CO	PO												PSO		
	1	2	3	4	5	6	7	8	9	10	11	12	1	2	3
1	3	1	2		2					3		2	2	2	
2	3	1	2		2					3		2	2	2	
3	3	1	2		2					3		2	2	2	
4	3	1	2		2					3		2	2	2	
5	3	1	2		2					3		2	2	2	
Avg.	3	1	2		2					3		2	2	2	
Low (1) ;	Medium (2) ;	High (3)													

அலகு I நெசவு மற்றும் பானைத் தொழில்நுட்பம்:

3

சங்க காலத்தில் நெசவுத் தொழில் – பானைத் தொழில்நுட்பம் - கருப்பு சிவப்பு பாண்டங்கள் – பாண்டங்களில் கீறல் குறியீடுகள்.

அலகு II வடிவமைப்பு மற்றும் கட்டிடத் தொழில்நுட்பம்:

3

சங்க காலத்தில் வடிவமைப்பு மற்றும் கட்டுமானங்கள் & சங்க காலத்தில் வீட்டுப் பொருட்களில் வடிவமைப்பு- சங்க காலத்தில் கட்டுமான பொருட்களும் நடுகல்லும் – சிலப்பதிகாரத்தில் மேடை அமைப்பு பற்றிய விவரங்கள் - மாமல்லபுரச் சிற்பங்களும், கோவில்களும் – சோழர் காலத்துப் பெருங்கோயில்கள் மற்றும் பிற வழிபாட்டுத் தலங்கள் – நாயக்கர் காலக் கோயில்கள் - மாதிரி கட்டமைப்புகள் பற்றி அறிதல், மதுரை மீனாட்சி அம்மன் ஆலயம் மற்றும் திருமலை நாயக்கர் மஹால் – செட்டிநாட்டு வீடுகள் – பிரிட்டிஷ் காலத்தில் சென்னையில் இந்தோ-சாரோசெனிக் கட்டிடக் கலை.

அலகு III உற்பத்தித் தொழில் நுட்பம்:

3

கப்பல் கட்டும் கலை – உலோகவியல் – இரும்புத் தொழிற்சாலை – இரும்பை உருக்குதல், எஃகு – வரலாற்றுச் சான்றுகளாக செம்பு மற்றும் தங்க நாணயங்கள் – நாணயங்கள் அச்சடித்தல் – மணி உருவாக்கும் தொழிற்சாலைகள் – கல்மணிகள், கண்ணாடி மணிகள் – சுடுமண் மணிகள் – சங்கு மணிகள் – எலும்புத்துண்டுகள் – தொல்லியல் சான்றுகள் – சிலப்பதிகாரத்தில் மணிகளின் வகைகள்.

அலகு IV வேளாண்மை மற்றும் நீர்ப்பாசனத் தொழில் நுட்பம்:

3

அணை, ஏரி, குளங்கள், மதகு – சோழர்காலக் குழுவித் தூம்பின் முக்கியத்துவம் – கால்நடை பராமரிப்பு – கால்நடைகளுக்காக வடிவமைக்கப்பட்ட கிணறுகள் – வேளாண்மை மற்றும் வேளாண்மைச் சார்ந்த செயல்பாடுகள் – கடல்சார் அறிவு – மீன்வளம் – முத்து மற்றும் முத்துக்குளித்தல் – பெருங்கடல் குறித்த பண்டைய அறிவு – அறிவுசார் சமூகம்.

அலகு V அறிவியல் தமிழ் மற்றும் கணித்தமிழ்:

3

அறிவியல் தமிழின் வளர்ச்சி – கணித்தமிழ் வளர்ச்சி - தமிழ் நூல்களை மின்பதிப்பு செய்தல் – தமிழ் மென்பொருட்கள் உருவாக்கம் – தமிழ் இணையக் கல்விக்கழகம் – தமிழ் மின் நூலகம் – இணையத்தில் தமிழ் அகராதிகள் – சொற்குவைத் திட்டம்.

TOTAL : 15 PERIODS**TEXT-CUM-REFERENCE BOOKS**

1. தமிழக வரலாறு – மக்களும் பண்பாடும் – கே.கே. பிள்ளை (வெளியீடு: தமிழ்நாடு பாடநூல் மற்றும் கல்வியியல் பணிகள் கழகம்).
2. கணினித் தமிழ் – முனைவர் இல. சுந்தரம். (விகடன் பிரசுரம்).
3. கீழடி – வைகை நதிக்கரையில் சங்ககால நகர நாகரிகம் (தொல்லியல் துறை வெளியீடு)
4. பொருறை – ஆற்றங்கரை நாகரிகம். (தொல்லியல் துறை வெளியீடு)
5. Social Life of Tamils (Dr.K.K.Pillay) A joint publication of TNTB & ESC and RMRL – (in print)

6. Social Life of the Tamils - The Classical Period (Dr.S.Singaravelu) (Published by: International Institute of Tamil Studies).
7. Historical Heritage of the Tamils (Dr.S.V.Subatamanian, Dr.K.D. Thirunavukkarasu) (Published by: International Institute of Tamil Studies).
8. The Contributions of the Tamils to Indian Culture (Dr.M.Valarmathi) (Published by: International Institute of Tamil Studies.)
9. Keeladi - 'Sangam City Civilization on the banks of river Vaigai' (Jointly Published by: Department of Archaeology & Tamil Nadu Text Book and Educational Services Corporation, Tamil Nadu)
10. Studies in the History of India with Special Reference to Tamil Nadu (Dr.K.K.Pillay) (Published by: The Author)
11. Porunai Civilization (Jointly Published by: Department of Archaeology & Tamil Nadu Text Book and Educational Services Corporation, Tamil Nadu)
12. Journey of Civilization Indus to Vaigai (R.Balakrishnan) (Published by: RMRL) – Reference Book.

GE3252

TAMILS AND TECHNOLOGY

L T P C

1 0 0 1

UNIT I WEAVING AND CERAMIC TECHNOLOGY

3

Weaving Industry during Sangam Age – Ceramic technology – Black and Red Ware Potteries (BRW) – Graffiti on Potteries.

UNIT II DESIGN AND CONSTRUCTION TECHNOLOGY

3

Designing and Structural construction House & Designs in household materials during Sangam Age - Building materials and Hero stones of Sangam age – Details of Stage Constructions in Silappathikaram - Sculptures and Temples of Mamallapuram - Great Temples of Cholas and other worship places - Temples of Nayaka Period - Type study (Madurai Meenakshi Temple)- Thirumalai Nayakar Mahal - Chetti Nadu Houses, Indo - Saracenic architecture at Madras during British Period.

UNIT III MANUFACTURING TECHNOLOGY

3

Art of Ship Building - Metallurgical studies - Iron industry - Iron smelting, steel -Copper and gold-Coins as source of history - Minting of Coins – Beads making-industries Stone beads -Glass beads - Terracotta beads -Shell beads/ bone beats - Archeological evidences - Gem stone types described in Silappathikaram.

UNIT IV AGRICULTURE AND IRRIGATION TECHNOLOGY

3

Dam, Tank, ponds, Sluice, Significance of Kumizhi Thoompu of Chola Period, Animal Husbandry - Wells designed for cattle use - Agriculture and Agro Processing - Knowledge of Sea - Fisheries – Pearl - Conche diving - Ancient Knowledge of Ocean - Knowledge Specific Society.

UNIT V SCIENTIFIC TAMIL & TAMIL COMPUTING


3

Development of Scientific Tamil - Tamil computing – Digitalization of Tamil Books – Development of Tamil Software – Tamil Virtual Academy – Tamil Digital Library – Online Tamil Dictionaries – Sorkuvai Project.

TOTAL : 15 PERIODS

TEXT-CUM-REFERENCE BOOKS

1. தமிழக வரலாறு – மக்களும் பண்பாடும் – கே.கே. பிள்ளை (வெளியீடு: தமிழ்நாடு பாடநூல் மற்றும் கல்வியியல் பணிகள் கழகம்).
2. கணினித் தமிழ் – முனைவர் இல. சுந்தரம். (விகடன் பிரசுரம்).
3. கீழடி – வைகை நதிக்கரையில் சங்ககால நகர நாகரிகம் (தொல்லியல் துறை வெளியீடு)
4. பொருறை – ஆற்றங்கரை நாகரிகம். (தொல்லியல் துறை வெளியீடு)
5. Social Life of Tamils (Dr.K.K.Pillay) A joint publication of TNTB & ESC and RMRL – (in print)
6. Social Life of the Tamils - The Classical Period (Dr.S.Singaravelu) (Published by: International Institute of Tamil Studies).
7. Historical Heritage of the Tamils (Dr.S.V.Subatamanian, Dr.K.D. Thirunavukkarasu) (Published by: International Institute of Tamil Studies).
8. The Contributions of the Tamils to Indian Culture (Dr.M.Valarmathi) (Published by: International Institute of Tamil Studies.)
9. Keeladi - 'Sangam City Civilization on the banks of river Vaigai' (Jointly Published by: Department of Archaeology & Tamil Nadu Text Book and Educational Services Corporation, Tamil Nadu)
10. Studies in the History of India with Special Reference to Tamil Nadu (Dr.K.K.Pillay) (Published by: The Author)
11. Porunai Civilization (Jointly Published by: Department of Archaeology & Tamil Nadu Text Book and Educational Services Corporation, Tamil Nadu)
12. Journey of Civilization Indus to Vaigai (R.Balakrishnan) (Published by: RMRL) – Reference Book.



NCC CREDIT COURSE LEVEL 1*

NX3251	(ARMY WING) NCC Credit Course Level - I	L	T	P	C
		2	0	0	2

NCC GENERAL					6
--------------------	--	--	--	--	----------

NCC 1	Aims, Objectives & Organization of NCC				1
NCC 2	Incentives				2
NCC 3	Duties of NCC Cadet				1
NCC 4	NCC Camps: Types & Conduct				2

NATIONAL INTEGRATION AND AWARENESS					4
---	--	--	--	--	----------

NI 1	National Integration: Importance & Necessity				1
NI 2	Factors Affecting National Integration				1
NI 3	Unity in Diversity & Role of NCC in Nation Building				1
NI 4	Threats to National Security				1

PERSONALITY DEVELOPMENT					7
--------------------------------	--	--	--	--	----------

PD 1	Self-Awareness, Empathy, Critical & Creative Thinking, Decision Making and Problem Solving				2
PD 2	Communication Skills				3
PD 3	Group Discussion: Stress & Emotions				2

LEADERSHIP					5
-------------------	--	--	--	--	----------

L 1	Leadership Capsule: Traits, Indicators, Motivation, Moral Values, Honour ' Code				3
L 2	Case Studies: Shivaji, Jhasi Ki Rani				2

SOCIAL SERVICE AND COMMUNITY DEVELOPMENT					8
---	--	--	--	--	----------

SS 1	Basics, Rural Development Programmes, NGOs, Contribution of Youth				3
SS 4	Protection of Children and Women Safety				1
SS 5	Road / Rail Travel Safety				1
SS 6	New Initiatives				2
SS 7	Cyber and Mobile Security Awareness				1

PROGRESS THROUGH KNOWLEDGE TOTAL: 30 PERIODS

NCC Credit Course Level 1*

NX3252	(NAVAL WING) NCC Credit Course Level - I	L	T	P	C
		2	0	0	2

NCC GENERAL					6
--------------------	--	--	--	--	----------

NCC 1	Aims, Objectives & Organization of NCC				1
NCC 2	Incentives				2
NCC 3	Duties of NCC Cadet				1
NCC 4	NCC Camps: Types & Conduct				2

NATIONAL INTEGRATION AND AWARENESS					4
---	--	--	--	--	----------

NI 1	National Integration: Importance & Necessity				1
NI 2	Factors Affecting National Integration				1
NI 3	Unity in Diversity & Role of NCC in Nation Building				1

NI 4	Threats to National Security	1
PERSONALITY DEVELOPMENT		7
PD 1	Self-Awareness, Empathy, Critical & Creative Thinking, Decision Making and Problem Solving	2
PD 2	Communication Skills	3
PD 3	Group Discussion: Stress & Emotions	2
LEADERSHIP		5
L 1	Leadership Capsule: Traits, Indicators, Motivation, Moral Values, Honour Code	3
L 2	Case Studies: Shivaji, Jhasi Ki Rani	2
SOCIAL SERVICE AND COMMUNITY DEVELOPMENT		8
SS 1	Basics, Rural Development Programmes, NGOs, Contribution of Youth	3
SS 4	Protection of Children and Women Safety	1
SS 5	Road / Rail Travel Safety	1
SS 6	New Initiatives	2
SS 7	Cyber and Mobile Security Awareness	1

TOTAL : 30 PERIODS

NCC Credit Course Level 1*

NX3253	(AIR FORCE WING) NCC Credit Course Level - I	L	T	P	C
		2	0	0	2

NCC GENERAL					6
NCC 1	Aims, Objectives & Organization of NCC				1
NCC 2	Incentives				2
NCC 3	Duties of NCC Cadet				1
NCC 4	NCC Camps: Types & Conduct				2

NATIONAL INTEGRATION AND AWARENESS					4
NI 1	National Integration: Importance & Necessity				1
NI 2	Factors Affecting National Integration				1
NI 3	Unity in Diversity & Role of NCC in Nation Building				1
NI 4	Threats to National Security				1

PERSONALITY DEVELOPMENT					7
PD 1	Self-Awareness, Empathy, Critical & Creative Thinking, Decision Making and Problem Solving				2
PD 2	Communication Skills				3
PD 3	Group Discussion: Stress & Emotions				2

LEADERSHIP					5
L 1	Leadership Capsule: Traits, Indicators, Motivation, Moral Values, Honour Code				3
L 2	Case Studies: Shivaji, Jhasi Ki Rani				2

SOCIAL SERVICE AND COMMUNITY DEVELOPMENT					8
SS 1	Basics, Rural Development Programmes, NGOs, Contribution of Youth				3
SS 4	Protection of Children and Women Safety				1
SS 5	Road / Rail Travel Safety				1
SS 6	New Initiatives				2
SS 7	Cyber and Mobile Security Awareness				1

TOTAL : 30 PERIODS

COURSE OBJECTIVES:

The main learning objective of this course is to provide hands on training to the students in:

1. Drawing pipe line plan; laying and connecting various pipe fittings used in common household plumbing work; Sawing; planing; making joints in wood materials used in common household wood work.
2. Wiring various electrical joints in common household electrical wire work.
3. Welding various joints in steel plates using arc welding work; Machining various simple processes like turning, drilling, tapping in parts; Assembling simple mechanical assembly of common household equipments; Making a tray out of metal sheet using sheet metal work.
4. Soldering and testing simple electronic circuits; Assembling and testing simple electronic components on PCB.

GROUP – A (CIVIL & ELECTRICAL)**PART I CIVIL ENGINEERING PRACTICES 15****PLUMBING WORK:**

- a) Connecting various basic pipe fittings like valves, taps, coupling, unions, reducers, elbows and other components which are commonly used in household.
- b) Preparing plumbing line sketches.
- c) Laying pipe connection to the suction side of a pump
- d) Laying pipe connection to the delivery side of a pump.
- e) Connecting pipes of different materials: Metal, plastic and flexible pipes used in household appliances.

WOOD WORK:

- a) Sawing,
- b) Planing and
- c) Making joints like T-Joint, Mortise joint and Tenon joint and Dovetail joint.

Wood Work Study:

- a) Studying joints in door panels and wooden furniture
- b) Studying common industrial trusses using models.

PART II ELECTRICAL ENGINEERING PRACTICES 15

- a) Introduction to switches, fuses, indicators and lamps - Basic switch board wiring with lamp, fan and three pin socket
- b) Staircase wiring
- c) Fluorescent Lamp wiring with introduction to CFL and LED types.
- d) Energy meter wiring and related calculations/ calibration
- e) Study of Iron Box wiring and assembly
- f) Study of Fan Regulator (Resistor type and Electronic type using Diac/Triac/quadrac)
- g) Study of emergency lamp wiring/Water heater

GROUP – B (MECHANICAL AND ELECTRONICS)

PART III

MECHANICAL ENGINEERING PRACTICES

15

WELDING WORK:

- a) Welding of Butt Joints, Lap Joints, and Tee Joints using arc welding.
- b) Practicing gas welding.

BASIC MACHINING WORK:

- a) (simple)Turning.
- b) (simple)Drilling.
- c) (simple)Tapping.

ASSEMBLY WORK:

- a) Assembling a centrifugal pump.
- b) Assembling a household mixer.
- c) Assembling an airconditioner.

SHEET METAL WORK:

- a) Making of a square tray

FOUNDRY WORK:

- a) Demonstrating basic foundry operations.

PART IV

ELECTRONIC ENGINEERING PRACTICES

15

SOLDERING WORK:

- a) Soldering simple electronic circuits and checking continuity.

ELECTRONIC ASSEMBLY AND TESTING WORK:

- a) Assembling and testing electronic components on a small PCB.

ELECTRONIC EQUIPMENT STUDY:

- a) Study an elements of smart phone.
- b) Assembly and dismantle of LED TV.
- c) Assembly and dismantle of computer/ laptop

TOTAL = 60 PERIODS

COURSE OUTCOMES:

Upon completion of this course, the students will be able to:

1. Draw pipe line plan; lay and connect various pipe fittings used in common household plumbing work; Saw; plan; make joints in wood materials used in common household wood work.
2. Wire various electrical joints in common household electrical wire work.
3. Weld various joints in steel plates using arc welding work; Machine various simple processes like turning, drilling, tapping in parts; Assemble simple mechanical assembly of common household equipments; Make a tray out of metal sheet using sheet metal work.
4. Solder and test simple electronic circuits; Assemble and test simple electronic components on PCB.

CO	PO												PSO		
	1	2	3	4	5	6	7	8	9	10	11	12	1	2	3
1	3	2			1	1	1					2	2	1	1
2	3	2			1	1	1					2	2	1	1
3	3	2			1	1	1					2	2	1	1
Avg.	3	2			1	1	1					2	2	1	1
Low (1); Medium (2); High (3)															

COURSE OBJECTIVES:

- To train the students in conducting load tests on electrical machines
- To gain practical experience in characterizing electronic devices
- To train the students to use DSO for measurements.

LIST OF EXPERIMENTS

1. Verification of ohms and Kirchhoff's Laws.
2. Load test on DC Shunt Motor.
3. Load test on Self Excited DC Generator
4. Load test on Single phase Transformer
5. Load Test on Induction Motor
6. Characteristics of PN and Zener Diodes
7. Characteristics of BJT, SCR and MOSFET
8. Half wave and Full Wave rectifiers
9. Study of Logic Gates
10. Implementation of Binary Adder and Subtractor
11. Study of DSO

TOTAL: 60 PERIODS

COURSE OUTCOMES:

After completing this course, the students will be able to

1. Use experimental methods to verify the Ohm's and Kirchhoff's Laws.
2. Analyze experimentally the load characteristics of electrical machines
3. Analyze the characteristics of basic electronic devices
4. Use DSO to measure the various parameters

Mapping of COs with POs and PSOs															
COs/POs&P SOs	POs												PSOs		
	1	2	3	4	5	6	7	8	9	10	11	12	1	2	3
CO1	3	3	2	1	1			1.5	2						1
CO2	3	3	2	1	1			1.5	2						1
CO3	3	3	2	1	1			1.5	2						1
CO4	3	3	2	1	1			1.5	2						1
CO5	3	3	2	1	1			1.5	2						1
CO/PO & PSO Average	3	3	2	1	1			1.5	2						1

1 – Slight, 2 – Moderate, 3 – Substantial

OBJECTIVES

- To identify varied group discussion skills and apply them to take part in effective discussions in a professional context.
- To analyse concepts and problems and make effective presentations explaining them clearly and precisely.
- To be able to communicate effectively through formal and informal writing.
- To be able to use appropriate language structures to write emails, reports and essays
- To give instructions and recommendations that are clear and relevant to the context

UNIT I

12

Speaking-Role Play Exercises Based on Workplace Contexts, - talking about competition-discussing progress toward goals-talking about experiences- talking about events in life- discussing past events-Writing: writing emails (formal & semi-formal).

UNIT II

12

Speaking: discussing news stories-talking about frequency-talking about travel problems-discussing travel procedures- talking about travel problems- making arrangements-describing arrangements-discussing plans and decisions- discussing purposes and reasons- understanding common technology terms-Writing: - writing different types of emails.

UNIT III

12

Speaking: discussing predictions-describing the climate-discussing forecasts and scenarios- talking about purchasing-discussing advantages and disadvantages- making comparisons- discussing likes and dislikes- discussing feelings about experiences-discussing imaginary scenarios Writing: short essays and reports-formal/semi-formal letters.

UNIT IV

12

Speaking: discussing the natural environment-describing systems-describing position and movement- explaining rules-(example- discussing rental arrangements)- understanding technical instructions-Writing: writing instructions-writing a short article.

UNIT V

12

Speaking: describing things relatively-describing clothing-discussing safety issues (making recommendations) talking about electrical devices-describing controlling actions- Writing: job application (Cover letter + Curriculum vitae)-writing recommendations.

TOTAL: 60 PERIODS

LEARNING OUTCOMES

At the end of the course, learners will be able

- Speak effectively in group discussions held in a formal/semi formal contexts.
- Discuss, analyse and present concepts and problems from various perspectives to arrive at suitable solutions
- Write emails, letters and effective job applications.
- Write critical reports to convey data and information with clarity and precision
- Give appropriate instructions and recommendations for safe execution of tasks

Assessment Pattern

- One online / app based assessment to test speaking and writing skills
- Proficiency certification is given on successful completion of speaking and writing.

CO-PO & PSO MAPPING

CO	PO												PSO		
	1	2	3	4	5	6	7	8	9	10	11	12	1	2	3
1	2	3	3	3	1	3	3	3	3	3	3	3	-	-	-
2	2	3	3	3	1	3	3	3	3	3	3	3	-	-	-
3	2	2	3	3	1	3	3	3	3	3	3	3	-	-	-
4	3	3	3	3	3	3	3	3	3	3	3	3	-	-	-
5	3	3	3	3	3	3	3	3	3	3	3	3	-	-	-
AVg.	2.4	2.8	3	3	1.8	3	3	3	3	3	3	3	-	-	-

COURSE OBJECTIVES:

- To introduce the basic concepts of PDE for solving standard partial differential equations.
- To introduce Fourier series analysis which is central to many applications in engineering apart from its use in solving boundary value problems.
- To acquaint the student with Fourier series techniques in solving heat flow problems used in various situations.
- To acquaint the student with Fourier, transform techniques used in wide variety of situations.
- To introduce the effective mathematical tools for the solutions of partial differential equations that model several physical processes and to develop Z transform techniques for discrete time systems.

UNIT I PARTIAL DIFFERENTIAL EQUATIONS**9+3**

Formation of partial differential equations – Solutions of standard types of first order partial differential equations - First order partial differential equations reducible to standard types- Lagrange's linear equation - Linear partial differential equations of second and higher order with constant coefficients of both homogeneous and non-homogeneous types.

UNIT II FOURIER SERIES**9+3**

Dirichlet's conditions – General Fourier series – Odd and even functions – Half range sine series and cosine series – Root mean square value – Parseval's identity – Harmonic analysis.

UNIT III APPLICATIONS OF PARTIAL DIFFERENTIAL EQUATIONS**9+3**

Classification of PDE – Method of separation of variables - Fourier series solutions of one-dimensional wave equation – One dimensional equation of heat conduction – Steady state solution of two-dimensional equation of heat conduction (Cartesian coordinates only).

UNIT IV FOURIER TRANSFORMS**9+3**

Statement of Fourier integral theorem– Fourier transform pair – Fourier sine and cosine transforms – Properties – Transforms of simple functions – Convolution theorem – Parseval's identity.

UNIT V Z - TRANSFORMS AND DIFFERENCE EQUATIONS**9+3**

Z-transforms - Elementary properties – Convergence of Z-transforms - – Initial and final value theorems - Inverse Z-transform using partial fraction and convolution theorem - Formation of difference equations – Solution of difference equations using Z - transforms.

TOTAL: 60 PERIODS**OUTCOMES:**

Upon successful completion of the course, students should be able to:

1. Understand how to solve the given standard partial differential equations.
2. Solve differential equations using Fourier series analysis which plays a vital role in engineering applications.
3. Appreciate the physical significance of Fourier series techniques in solving one- and two-dimensional heat flow problems and one-dimensional wave equations.
4. Understand the mathematical principles on transforms and partial differential equations would provide them the ability to formulate and solve some of the physical problems of engineering.
5. Use the effective mathematical tools for the solutions of partial differential equations by using Z transform techniques for discrete time systems

TEXT BOOKS:

1. Grewal B.S., "Higher Engineering Mathematics", 44th Edition, Khanna Publishers, New Delhi, 2018.
2. Kreyszig E, "Advanced Engineering Mathematics ", 10th Edition, John Wiley, New Delhi, India, 2018.

REFERENCES:

1. Andrews. L.C and Shivamoggi. B, "Integral Transforms for Engineers" SPIE Press, 1999.
2. Bali. N.P and Manish Goyal, "A Textbook of Engineering Mathematics", 10th Edition, Laxmi Publications Pvt. Ltd, 2021.
3. James. G., "Advanced Modern Engineering Mathematics", 4th Edition, Pearson Education, New Delhi, 2016.
4. Narayanan. S., Manicavachagom Pillay.T.K and Ramanaiah.G "Advanced Mathematics for Engineering Students", Vol. II & III, S.Viswanathan Publishers Pvt. Ltd, Chennai, 1998.
5. Ramana. B.V., "Higher Engineering Mathematics", McGraw Hill Education Pvt. Ltd, New Delhi, 2018.
6. Wylie. R.C. and Barrett. L.C., "Advanced Engineering Mathematics "Tata McGraw Hill Education Pvt. Ltd, 6th Edition, New Delhi, 2012.

	PO1	PO2	PO3	PO4	PO5	PO6	PO7	PO8	PO9	PO10	PO11	PO12	PSO1	PSO2	PSO3
CO1	3	3	1	1	0	0	0	0	2	0	0	3	-	-	-
CO2	3	3	1	1	0	0	0	0	2	0	0	3	-	-	-
CO3	3	3	1	1	0	0	0	0	2	0	0	3	-	-	-
CO4	3	3	1	1	0	0	0	0	2	0	0	3	-	-	-
CO5	3	3	1	1	0	0	0	0	2	0	0	3	-	-	-
Avg	3	3	1	1	0	0	0	0	2	0	0	3	-	-	-

ME3351

ENGINEERING MECHANICS

L T P C
3 0 0 3

COURSE OBJECTIVES:

- 1 To Learn the use scalar and vector analytical techniques for analysing forces in statically determinate structures
- 2 To introduce the equilibrium of rigid bodies, vector methods and free body diagram
- 3 To study and understand the distributed forces, surface, loading on beam and intensity.
- 4 To learn the principles of friction, forces and to determine the apply the concepts of frictional forces at the contact surfaces of various engineering systems.
- 5 To develop basic dynamics concepts – force, momentum, work and energy;

UNIT I STATICS OF PARTICLES

9

Fundamental Concepts and Principles, Systems of Units, Method of Problem Solutions, Statics of Particles -Forces in a Plane, Resultant of Forces, Resolution of a Force into Components, Rectangular Components of a Force, Unit Vectors. Equilibrium of a Particle- Newton's First Law of Motion, Space and Free-Body Diagrams, Forces in Space, Equilibrium of a Particle in Space.

UNIT II EQUILIBRIUM OF RIGID BODIES

9

Principle of Transmissibility, Equivalent Forces, Vector Product of Two Vectors, Moment of a Force about a Point, Varignon's Theorem, Rectangular Components of the Moment of a Force, Scalar Product of Two Vectors, Mixed Triple Product of Three Vectors, Moment of a Force about an Axis, Couple - Moment of a Couple, Equivalent Couples, Addition of Couples, Resolution of a Given Force into a Force -Couple system, Further Reduction of a System of Forces, Equilibrium in Two and Three Dimensions - Reactions at Supports and Connections.

UNIT III DISTRIBUTED FORCES

9

Centroids of lines and areas – symmetrical and unsymmetrical shapes, Determination of Centroids by Integration, Theorems of Pappus-Guldinus, Distributed Loads on Beams, Centre of Gravity of a Three-Dimensional Body, Centroid of a Volume, Composite Bodies, Determination of Centroids of Volumes by Integration. Moments of Inertia of Areas and Mass - Determination of the Moment of Inertia of an Area by Integration, Polar Moment of Inertia, Radius of Gyration of an Area, Parallel-Axis Theorem, Moments of Inertia of Composite Areas, Moments of Inertia of a Mass - Moments of Inertia of Thin Plates, Determination of the Moment of Inertia of a Three-Dimensional Body by Integration.

UNIT IV FRICTION**9**

The Laws of Dry Friction, Coefficients of Friction, Angles of Friction, Wedge friction, Wheel Friction, Rolling Resistance, Ladder friction.

UNIT V DYNAMICS OF PARTICLES**9**

Kinematics - Rectilinear Motion and Curvilinear Motion of Particles. Kinetics- Newton's Second Law of Motion -Equations of Motions, Dynamic Equilibrium, Energy and Momentum Methods - Work of a Force, Kinetic Energy of a Particle, Principle of Work and Energy, Principle of Impulse and Momentum, Impact of bodies.

TOTAL: 45 PERIODS**OUTCOMES:**

At the end of the course the students would be able to

- Illustrate the vector and scalar representation of forces and moments
- Analyse the rigid body in equilibrium
- Evaluate the properties of distributed forces
- Determine the friction and the effects by the laws of friction
- Calculate dynamic forces exerted in rigid body

TEXT BOOKS:

Beer Ferdinand P, Russel Johnston Jr., David F Mazurek, Philip J Cornwell, Sanjeev Sanghi, Vector Mechanics for Engineers: Statics and Dynamics, McGraw Higher Education., 12thEdition, 2019.
Vela Murali, "Engineering Mechanics-Statics and Dynamics", Oxford University Press, 2018.

REFERENCES:

- 1 Boresi P and Schmidt J, Engineering Mechanics: Statics and Dynamics, 1/e, Cengage learning, 2008.
- 2 Hibbeler, R.C., Engineering Mechanics: Statics, and Engineering Mechanics: Dynamics, 13th edition, Prentice Hall, 2013.
- 3 Irving H. Shames, Krishna Mohana Rao G, Engineering Mechanics – Statics and Dynamics, 4thEdition, Pearson Education Asia Pvt. Ltd., 2005.
- 4 Meriam J L and Kraige L G, Engineering Mechanics: Statics and Engineering Mechanics: Dynamics, 7th edition, Wiley student edition, 2013.
- 5 Timoshenko S, Young D H, Rao J V and SukumarPati, Engineering Mechanics, 5thEdition, McGraw Hill Higher Education, 2013.

CO	PO												PSO		
	1	2	3	4	5	6	7	8	9	10	11	12	1	2	3
1	3	2	2	1	2							2	3	1	1
2	3	2	2	1	2							2	3	1	1
3	3	2	3	1	2							2	3	1	2
4	3	2	3	1	2							2	3	1	2
5	3	2	3	1	2							2	3	1	2
Low (1); Medium (2); High (3)															

COURSE OBJECTIVES:

- 1 Impart knowledge on the basics and application of zeroth and first law of thermodynamics.
- 2 Impart knowledge on the second law of thermodynamics in analysing the performance of thermal devices.
- 3 Impart knowledge on availability and applications of second law of thermodynamics
- 4 Teach the various properties of steam through steam tables and Mollier chart.
- 5 Impart knowledge on the macroscopic properties of ideal and real gases.

UNIT I BASICS, ZEROTH AND FIRST LAW**9**

Review of Basics – Thermodynamic systems, Properties and processes Thermodynamic Equilibrium - Displacement work - P-V diagram. Thermal equilibrium - Zeroth law – Concept of temperature and Temperature Scales. First law – application to closed and open systems – steady and unsteady flow processes.

UNIT II SECOND LAW AND ENTROPY**9**

Heat Engine – Refrigerator - Heat pump. Statements of second law and their equivalence & corollaries. Carnot cycle - Reversed Carnot cycle - Performance - Clausius inequality. Concept of entropy - T-s diagram - Tds Equations - Entropy change for a pure substance.

UNIT III AVAILABILITY AND APPLICATIONS OF II LAW**9**

Ideal gases undergoing different processes - principle of increase in entropy. Applications of II Law. High- and low-grade energy. Availability and Irreversibility for open and closed system processes - I and II law Efficiency

UNIT IV PROPERTIES OF PURE SUBSTANCES**9**

Steam - formation and its thermodynamic properties - p-v, p-T, T-v, T-s, h-s diagrams. PVT surface. Determination of dryness fraction. Calculation of work done and heat transfer in non-flow and flow processes using Steam Table and Mollier Chart.

UNIT V GAS MIXTURES AND THERMODYNAMIC RELATIONS**9**

Properties of Ideal gas, real gas - comparison. Equations of state for ideal and real gases. vander Waal's relation - Reduced properties - Compressibility factor - Principle of Corresponding states - Generalized Compressibility Chart. Maxwell relations - Tds Equations - heat capacities relations - Energy equation, Joule-Thomson experiment - Clausius-Clapeyron equation.

TOTAL: 45 PERIODS**OUTCOMES:**

At the end of the course the students would be able to

1. Apply the zeroth and first law of thermodynamics by formulating temperature scales and calculating the property changes in closed and open engineering systems.
2. Apply the second law of thermodynamics in analysing the performance of thermal devices through energy and entropy calculations.
3. Apply the second law of thermodynamics in evaluating the various properties of steam through steam tables and Mollier chart
4. Apply the properties of pure substance in computing the macroscopic properties of ideal and real gases using gas laws and appropriate thermodynamic relations.
5. Apply the properties of gas mixtures in calculating the properties of gas mixtures and applying various thermodynamic relations to calculate property changes.


TEXTBOOKS:

1. Nag.P.K., "Engineering Thermodynamics", 6th Edition, Tata McGraw Hill (2017), New Delhi.
2. Natarajan, E., "Engineering Thermodynamics: Fundamentals and Applications", 2nd Edition (2014), Anuragam Publications, Chennai.

REFERENCES:

1. Cengel, Y and M. Boles, Thermodynamics - An Engineering Approach, Tata McGraw Hill,9th Edition, 2019.
2. Chattopadhyay, P, "Engineering Thermodynamics", 2nd Edition Oxford University Press, 2016.
3. Rathakrishnan, E., "Fundamentals of Engineering Thermodynamics", 2nd Edition, Prentice Hall of India Pvt. Ltd, 2006.
4. Claus Borgnakke and Richard E. Sonntag, "Fundamentals of Thermodynamics", 10th Edition, Wiley Eastern, 2019.
5. Venkatesh. A, "Basic Engineering Thermodynamics", Universities Press (India) Limited, 2007

CO	PO												PSO		
	1	2	3	4	5	6	7	8	9	10	11	12	1	2	3
1	3	3	2	1								2			
2	3	3	2	1								2			
3	3	3	2	1					1		1	2	3		3
4	3	3	2	1		1			2		1	2	3	2	
5	3	3	2	1		1			2		1	2	3	2	3
Low (1) Medium (2) ; High (3)															



COURSE OBJECTIVES:

1. To introduce the students about properties of the fluids, behaviour of fluids under static conditions.
2. To impart basic knowledge of the dynamics of fluids and boundary layer concept.
3. To expose to the applications of the conservation laws to a) flow measurements b) flow through pipes (both laminar and turbulent) and c) forces on pipe bends.
4. To exposure to the significance of boundary layer theory and its thicknesses.
5. To expose the students to basic principles of working of hydraulic machineries and to design Pelton wheel, Francis and Kaplan turbine, centrifugal and reciprocating pumps.

UNIT I FLUID PROPERTIES AND FLOW CHARACTERISTICS 10+3

Properties of fluids – Fluid statics - Pressure Measurements - Buoyancy and floatation - Flow characteristics - Eulerian and Lagrangian approach - Concept of control volume and system - Reynold's transportation theorem - Continuity equation, energy equation and momentum equation - Applications.

UNIT II FLOW THROUGH PIPES AND BOUNDARY LAYER 9+3

Reynold's Experiment - Laminar flow through circular conduits - Darcy Weisbach equation - friction factor - Moody diagram - Major and minor losses - Hydraulic and energy gradient lines - Pipes in series and parallel - Boundary layer concepts - Types of boundary layer thickness.

UNIT III DIMENSIONAL ANALYSIS AND MODEL STUDIES 8+3

Fundamental dimensions - Dimensional homogeneity - Rayleigh's method and Buckingham Pi theorem - Dimensionless parameters - Similitude and model studies - Distorted and undistorted models.

UNIT IV TURBINES 9+3

Impact of jets - Velocity triangles - Theory of rotodynamic machines - Classification of turbines - Working principles - Pelton wheel - Modern Francis turbine - Kaplan turbine - Work done - Efficiencies - Draft tube - Specific speed - Performance curves for turbines - Governing of turbines.

UNIT V PUMPS 9+3

Classification of pumps - Centrifugal pumps - Working principle - Heads and efficiencies– Velocity triangles - Work done by the impeller - Performance curves - Reciprocating pump working principle - Indicator diagram and it's variations - Work saved by fitting air vessels - Rotary pumps.

TOTAL: 60 PERIODS**OUTCOMES:**

On completion of the course, the student is expected to be able to

1. Understand the properties and behaviour in static conditions. Also, to understand the conservation laws applicable to fluids and its application through fluid kinematics and dynamics
2. Estimate losses in pipelines for both laminar and turbulent conditions and analysis of pipes connected in series and parallel. Also, to understand the concept of boundary layer and its thickness on the flat solid surface.
3. Formulate the relationship among the parameters involved in the given fluid phenomenon and to predict the performances of prototype by model studies
4. Explain the working principles of various turbines and design the various types of turbines.
5. Explain the working principles of centrifugal, reciprocating and rotary pumps and design the centrifugal and reciprocating pumps

TEXT BOOKS:

1. Modi P.N. and Seth, S.M. Hydraulics and Fluid Mechanics, Standard Book House, New Delhi, 22nd edition (2019)
2. Jain A. K. Fluid Mechanics including Hydraulic Machines, Khanna Publishers, New Delhi, 2014.
3. Kumar K. L., Engineering Fluid Mechanics, Eurasia Publishing House(p) Ltd. New Delhi, 2016.

REFERENCES:

1. Fox W.R. and McDonald A.T., Introduction to Fluid Mechanics John-Wiley and Sons, Singapore, 2011.
2. Pani B S, Fluid Mechanics: A Concise Introduction, Prentice Hall of India Private Ltd, 2016.
3. Cengel Y A and Cimbala J M, Fluid Mechanics, McGraw Hill Education Pvt. Ltd., 2014.
4. S K Som; Gautam Biswas and S Chakraborty, Introduction to Fluid Mechanics and Fluid Machines, Tata McGraw Hill Education Pvt. Ltd., 2012.
5. Streeter, V. L. and Wylie E. B., Fluid Mechanics, McGraw Hill Publishing Co., 2010.

CO	PO												PSO		
	1	2	3	4	5	6	7	8	9	10	11	12	1	2	3
1	3	3	2	2	1	2	2	1	2	1	1	2	3	2	3
2	3	3	3	2	1	2	2	1	2	1	1	2	3	2	3
3	3	3	3	3	1	2	2	1	2	1	1	2	3	3	3
4	3	3	3	3	1	2	2	1	2	1	1	3	3	2	2
5	3	3	3	3	1	2	2	1	2	1	1	3	3	2	2
Low (1); Medium (2) ; High (3)															

**ME3392****ENGINEERING MATERIALS AND METALLURGY**

L	T	P	C
3	0	0	3

COURSE OBJECTIVES:

- 1 To learn the constructing the phase diagram and using of iron-iron carbide phase diagram for microstructure formation.
- 2 To learn selecting and applying various heat treatment processes and its microstructure formation.
- 3 To illustrate the different types of ferrous and non-ferrous alloys and their uses in engineering field.
- 4 To illustrate the different polymer, ceramics and composites and their uses in engineering field.
- 5 To learn the various testing procedures and failure mechanism in engineering field.

UNIT I CONSTITUTION OF ALLOYS AND PHASE DIAGRAMS**9**

Constitution of alloys – Solid solutions, substitutional and interstitial – phase diagrams, Isomorphous, eutectic, eutectoid, peritectic, and peritectoid reactions, Iron – Iron carbide equilibrium diagram. Classification of steel and cast-Iron microstructure, properties and application.

UNIT II HEAT TREATMENT**9**

Definition – Full annealing, stress relief, recrystallisation and spheroidising –normalizing, hardening and tempering of steel. Isothermal transformation diagrams – cooling curves superimposed on I.T. diagram – continuous cooling Transformation (CCT) diagram – Austempering, Martempering – Hardenability, Jominy end quench test -case hardening, carburizing, Nitriding, cyaniding, carbonitriding – Flame and Induction hardening – Vacuum and Plasma hardening – Thermo-mechanical treatments- elementary ideas on sintering.

UNIT III FERROUS AND NON-FERROUS METALS**9**

Effect of alloying additions on steel (Mn, Si, Cr, Mo, Ni, V, Ti & W) – stainless and tool steels – HSLA - Maraging steels – Grey, white, malleable, spheroidal – alloy cast irons, Copper and its alloys – Brass, Bronze and Cupronickel – Aluminium and its alloys; Al-Cu – precipitation strengthening treatment – Titanium alloys, Mg-alloys, Ni-based super alloys – shape memory alloys- Properties and Applications- overview of materials standards

UNIT IV NON-METALLIC MATERIALS**9**

Polymers – types of polymers, commodity and engineering polymers – Properties and applications of PE, PP, PS, PVC, PMMA, PET, PC, PA, ABS, PAI, PPO, PPS, PEEK, PTFE, Thermoset polymers – Urea and Phenol formaldehydes –Nylon, Engineering Ceramics – Properties and applications of Al₂O₃, SiC, Si₃N₄, PSZ and SIALON – intermetallics- Composites- Matrix and reinforcement Materials- applications of Composites - Nano composites.

UNIT V MECHANICAL PROPERTIES AND DEFORMATION MECHANISMS**9**

Mechanisms of plastic deformation, slip and twinning – Types of fracture – fracture mechanics- Griffith's theory- Testing of materials under tension, compression and shear loads – Hardness tests (Brinell, Vickers and Rockwell), Micro and nano-hardness tests, Impact test Izod and Charpy, fatigue and creep failure mechanisms.

TOTAL: 45 PERIODS**OUTCOMES:**

At the end of the course the students would be able to

1. Explain alloys and phase diagram, Iron-Iron carbon diagram and steel classification.
2. Explain isothermal transformation, continuous cooling diagrams and different heat treatment processes.
3. Clarify the effect of alloying elements on ferrous and non-ferrous metals.
4. Summarize the properties and applications of non-metallic materials.
5. Explain the testing of mechanical properties.

TEXT BOOKS:

1. Kenneth G. Budinski and Michael K. Budinski, "Engineering Materials", Prentice Hall of India Private Limited, 9th edition, 2018.
2. Sydney H. Avner, "Introduction to Physical Metallurgy", McGraw Hill Book Company, 1994

REFERENCES:

1. A. Alavudeen, N. Venkateshwaran, and J. T. Winowlinjappes, A Textbook of Engineering Materials and Metallurgy, Laxmi Publications, 2006.
2. Amandeep Singh Wadhwa, and Harvinder Singh Dhaliwal, A Textbook of Engineering Material and Metallurgy, University Sciences Press, 2008.
3. G.S. Upadhyay and Anish Upadhyay, "Materials Science and Engineering", Viva Books Pvt. Ltd, New Delhi, 2020.
4. Raghavan.V, "Materials Science and Engineering", Prentice Hall of India Pvt. Ltd. 6th edition, 2019.
5. Williams D Callister, "Material Science and Engineering" Wiley India Pvt Ltd, 2nd edition Re print 2019.

CO	PO												PSO		
	1	2	3	4	5	6	7	8	9	10	11	12	1	2	3
1	3	1	3	2								2	2	1	2
2	3	1	3	1		2		1				2	2	1	2
3	3	1	3									2	2	1	2
4	3	1	3				2					2	2	1	2
5	3	1	3	2	2							2	2	1	2
Low (1) ; Medium (2) ; High (3)															

COURSE OBJECTIVES:

1. To illustrate the working principles of various metal casting processes.
2. To learn and apply the working principles of various metal joining processes.
3. To analyse the working principles of bulk deformation of metals.
4. To learn the working principles of sheet metal forming process.
5. To study and practice the working principles of plastics molding.

UNIT – I METAL CASTING PROCESSES**9**

Sand Casting – Sand Mould – Type of patterns - Pattern Materials – Pattern allowances – Molding sand Properties and testing – Cores –Types and applications – Molding machines – Types and applications– Melting furnaces – Principle of special casting processes- Shell, investment – Ceramic mould – Pressure die casting – low pressure, gravity- Tilt pouring, high pressure die casting- Centrifugal Casting – CO2 casting – Defects in Sand casting process-remedies

UNIT II METAL JOINING PROCESSES**9**

Fusion welding processes – Oxy fuel welding – Filler and Flux materials--Arc welding, Electrodes, Coating and specifications – Gas Tungsten arc welding –Gas metal arc welding - Submerged arc welding – Electro slag welding– Plasma arc welding — Resistance welding Processes -Electron beam welding –Laser beam Welding Friction welding – Friction stir welding – Diffusion welding – Thermit Welding, Weld defects – inspection & remedies – Brazing - soldering – Adhesive bonding.

UNIT III BULK DEFORMATION PROCESSES**9**

Hot working and cold working of metals – Forging processes – Open, impression and closed die forging – cold forging- Characteristics of the processes – Typical forging operations – rolling of metals – Types of Rolling – Flat strip rolling – shape rolling operations – Defects in rolled parts – Principle of rod and wire drawing – Tube drawing – Principles of Extrusion – Types – Hot and Cold extrusion. Introduction to shaping operations.

UNIT IV SHEET METAL PROCESSES**9**

Sheet metal characteristics – Typical shearing, bending and drawing operations – Stretch forming operations – Formability of sheet metal – Test methods –special forming processes - Working principle and applications – Hydro forming – Rubber pad forming – Metal spinning – Introduction of Explosive forming, magnetic pulse forming, peen forming, Super plastic forming – Micro forming – Incremental forming.

UNIT V MANUFACTURE OF PLASTIC COMPONENTS**9**

Types and characteristics of plastics – Molding of thermoplastics & Thermosetting polymers– working principles and typical applications – injection molding – Plunger and screw machines – Compression molding, Transfer Molding – Typical industrial applications – introduction to blow molding – Rotational molding – Film blowing – Extrusion – Thermoforming – Bonding of Thermoplastics- duff moulding.

TOTAL :45 PERIODS**OUTCOMES:**

At the end of the course the students would be able to

1. Explain the principle of different metal casting processes.
2. Describe the various metal joining processes.
3. Illustrate the different bulk deformation processes.
4. Apply the various sheet metal forming process.
5. Apply suitable molding technique for manufacturing of plastics components.

TEXT BOOKS:

1. Kalpakjian. S, “Manufacturing Engineering and Technology”, Pearson Education India,4th Edition, 2013
2. P.N.Rao Manufacturing Technology Volume 1 Mc Grawhill Education 5th edition,2018.

REFERENCES:

1. Roy. A. Lindberg, Processes and materials of manufacture, PHI / Pearson education, 2006.
2. S. Gowri P. Hariharan, A.Suresh Babu, Manufacturing Technology I, Pearson Education, 2008.
3. Paul Degarma E, Black J.T and Ronald A. Kosher, Elighth Edition, Materials and Processes, in Manufacturing, Eight Edition, Prentice – Hall of India, 1997.
4. Hajra Chouldhary S.K and Hajra Choudhury. AK., Elements of workshop Technology, volume I and II, Media promoters and Publishers Private Limited, Mumbai, 1997
5. Sharma, P.C., A Text book of production Technology, S.Chand and Co. Ltd., 2004

CO	PO												PSO		
	1	2	3	4	5	6	7	8	9	10	11	12	1	2	3
1	3		2			2	3	1	1	-	-	1	3	1	2
2	3		2			2	3	1	1	-	-	1	3	1	2
3	3		2			2	2	1	1	-	-	1	3	1	2
4	3		2			2	2	1	1	-	-	1	3	1	2
5	3		2		2	2	2	1	1	-	-	1	3	1	2
Low (1) ; Medium (2) ; High (3)															

ME3381

COMPUTER AIDED MACHINE DRAWING

L T P C
0 0 4 2

COURSE OBJECTIVES:

- 1 To acquaint the skills and practical experience in handling 2D drafting and 3D modelling software systems, standard drawing practices using fits and tolerances.
- 2 To prepare assembly drawings both manually and using standard CAD packages.
- 3 To Preparing standard drawing layout for modeled parts, assemblies with BoM.

PART I DRAWING STANDARDS & FITS AND TOLERANCES

12

Code of practice for Engineering Drawing, BIS specifications – Welding symbols, riveted joints, keys, fasteners – Reference to hand book for the selection of standard components like bolts, nuts, screws, keys etc. - Limits, Fits – Tolerancing of individual dimensions IS919- Specification of Fits – Preparation of production drawings and reading of part and assembly drawings, basic principles of Geometric Dimensioning &Tolerancing.

PART II 2D DRAFTING

48

Drawing, Editing, Dimensioning, Layering, Hatching, Block, Array, Detailing, Detailed Drawing.

1. Bearings – Bush Bearing,
2. Valves – Safety and Non-return Valves.
3. Couplings – Flange, Oldham's, Muff, Gear couplings.
4. Joints – Universal, Knuckle, Gib & Cotter, Strap, Sleeve & Cotter joints.
5. Engine parts – Piston, Connecting Rod, Crosshead (vertical and horizontal), Stuffing box, multi-plate clutch.
6. Machine Components – Screw Jack, Machine Vice, Lathe Tail Stock, Lathe Chuck, Plummer Block, Vane and Gear pumps.

Total: 20% of classes for theory classes and 80% of classes for practice

Note: 25% of assembly drawings must be done manually and remaining 75% of assembly drawings must be done by using any CAD software. The above tasks can be performed manually and using standard commercial 2D CAD software.

TOTAL:60 PERIODS

OUTCOMES: At the end of the course the students would be able to

1. Prepare standard drawing layout for modelled assemblies with BoM.
2. Model orthogonal views of machine components.
3. Prepare standard drawing layout for modelled parts

TEXT BOOKS:

1. Gopalakrishna K.R., "Machine Drawing", 17th Edition, Subhas Stores Books Corner, Bangalore,2003.
2. N. D. Bhatt and V.M. Panchal, "Machine Drawing", 51st Edition, Charator Publishers,2022.

REFERENCES:

1. K. L Narayana, P.Kannaiah, K.Venkata Reddy, Machine Drawing , 15 Edition , New Age International Publication
2. Goutam Pohit and Goutam Ghosh, "Machine Drawing with AutoCAD", 1st Edition,Pearson Education, 2004
3. Junnarkar, N.D., "Machine Drawing", 1st Edition, Pearson Education, 2004
4. N. Siddeshwar, P. Kanniah, V.V.S. Sastri," Machine Drawing" , published by Tata McGrawHill,2006
5. S. Trymbaka Murthy, "A Text Book of Computer Aided Machine Drawing", CBS Publishers, New Delhi, 2007

CO	PO												PSO		
	1	2	3	4	5	6	7	8	9	10	11	12	1	2	3
1	1	2			3				3	2		3	2	2	2
2	1	2			3				3	2		3	2	2	2
3	1	2			3				3	2		3	2	2	2
Low (1) ; Medium (2) ; High (3)															

ME3382

MANUFACTURING TECHNOLOGY LABORATORY

L T P C
0 0 4 2

COURSE OBJECTIVES:

- 1 To Selecting appropriate tools, equipment's and machines to complete a given job.
- 2 To Performing various welding process using GMAW and fabricating gears using gear making machines.
- 3 To Performing various machining process such as rolling, drawing, turning, shaping, drilling, milling and analysing the defects in the cast and machined components.

LIST OF EXPERIMENTS

1. Fabricating simple structural shapes using Gas Metal Arc Welding machine.
2. Preparing green sand moulds with cast patterns.
3. Taper Turning and Eccentric Turning on circular parts using lathe machine.
4. Knurling, external and internal thread cutting on circular parts using lathe machine.
5. Shaping – Square and Hexagonal Heads on circular parts using shaper machine.
6. Drilling and Reaming using vertical drilling machine.
7. Milling contours on plates using vertical milling machine.
8. Cutting spur and helical gear using milling machine.
9. Generating gears using gear hobbing machine.
10. Generating gears using gear shaping machine.
11. Grinding components using cylindrical and centerless grinding machine.
12. Grinding components using surface grinding machine.
13. Cutting force calculation using dynamometer in milling machine
14. Cutting force calculation using dynamometer in lathe machine

TOTAL:60 PERIODS

OUTCOMES: At the end of the course the students would be able to

1. Demonstrate the safety precautions exercised in the mechanical workshop and join two metals using GMAW.
2. The students able to make the work piece as per given shape and size using machining process such as rolling, drawing, turning, shaping, drilling and milling.
3. The students become make the gears using gear making machines and analyze the defects in the cast and machined components

CO	PO												PSO		
	1	2	3	4	5	6	7	8	9	10	11	12	1	2	3
1	3						1		2			1	1	2	2
2	3						1		2			1	1	2	2
3	3						1		2			1	1	2	2
Low (1) ; Medium (2) ; High (3)															

GE3361

PROFESSIONAL DEVELOPMENT

L T P C
0 0 2 1

OBJECTIVES:

To be proficient in important Microsoft Office tools: MS WORD, EXCEL, POWERPOINT.

- To be proficient in using MS WORD to create quality technical documents, by using standard templates, widely acceptable styles and formats, variety of features to enhance the presentability and overall utility value of content.
- To be proficient in using MS EXCEL for all data manipulation tasks including the common statistical, logical, mathematical etc., operations, conversion, analytics, search and explore, visualize, interlink, and utilizing many more critical features offered
- To be able to create and share quality presentations by using the features of MS PowerPoint, including: organization of content, presentability, aesthetics, using media elements and enhance the overall quality of presentations.

MS WORD:

Create and format a document
 Working with tables
 Working with Bullets and Lists
 Working with styles, shapes, smart art, charts
 Inserting objects, charts and importing objects from other office tools
 Creating and Using document templates
 Inserting equations, symbols and special characters
 Working with Table of contents and References, citations
 Insert and review comments
 Create bookmarks, hyperlinks, endnotes footnote
 Viewing document in different modes
 Working with document protection and security
 Inspect document for accessibility

10 Hours

MS EXCEL:

Create worksheets, insert and format data
 Work with different types of data: text, currency, date, numeric etc.
 Split, validate, consolidate, Convert data
 Sort and filter data

10 Hours

Perform calculations and use functions: (Statistical, Logical, Mathematical, date, Time etc.)
 Work with Lookup and reference formulae
 Create and Work with different types of charts
 Use pivot tables to summarize and analyse data
 Perform data analysis using own formulae and functions
 Combine data from multiple worksheets using own formulae and built-in functions to generate results
 Export data and sheets to other file formats
 Working with macros
 Protecting data and Securing the workbook

MS POWERPOINT:

10

Hours

Select slide templates, layout and themes
 Formatting slide content and using bullets and numbering
 Insert and format images, smart art, tables, charts
 Using Slide master, notes and handout master
 Working with animation and transitions
 Organize and Group slides
 Import or create and use media objects: audio, video, animation
 Perform slideshow recording and Record narration and create presentable videos

TOTAL: 30 PERIODS

OUTCOMES:

On successful completion the students will be able to

- Use MS Word to create quality documents, by structuring and organizing content for their day to day technical and academic requirements
- Use MS EXCEL to perform data operations and analytics, record, retrieve data as per requirements and visualize data for ease of understanding
- Use MS PowerPoint to create high quality academic presentations by including common tables, charts, graphs, interlinking other elements, and using media objects.

ME3491

THEORY OF MACHINES

L	T	P	C
3	0	0	3

COURSE OBJECTIVES:

- 1 To study the basic components of mechanisms, analyzing the assembly with respect to the displacement, velocity, and acceleration at any point in a link of a mechanism and design cam mechanisms for specified output motions.
- 2 To study the basic concepts of toothed gearing and kinematics of gear trains
- 3 To Analyzing the effects of friction in machine elements
- 4 To Analyzing the force-motion relationship in components subjected to external forces and analyzing of standard mechanisms.
- 5 To Analyzing the undesirable effects of unbalances resulting from prescribed motions in mechanism and the effect of dynamics of undesirable vibrations.

UNIT – I KINEMATICS OF MECHANISMS

9

Mechanisms – Terminology and definitions – kinematics inversions of 4 bar and slide crank chain – kinematics analysis in simple mechanisms – velocity and acceleration polygons– Analytical methods – computer approach – cams – classifications – displacement diagrams - layout of plate cam profiles – derivatives of followers motion – circular arc and tangent cams.

UNIT – II GEARS AND GEAR TRAINS**9**

Spur gear – law of toothed gearing – involute gearing – Interchangeable gears – Gear tooth action interference and undercutting – nonstandard teeth – gear trains – parallel axis gears trains – epicyclic gear trains – automotive transmission gear trains.

UNIT – III FRICTION IN MACHINE ELEMENTS**9**

Surface contacts – Sliding and Rolling friction – Friction drives – Friction in screw threads – Bearings and lubrication – Friction clutches – Belt and rope drives – Friction aspects in brakes– Friction in vehicle propulsion and braking.

UNIT – IV FORCE ANALYSIS**9**

Applied and Constrained Forces – Free body diagrams – static Equilibrium conditions – Two, Three and four members – Static Force analysis in simple machine members – Dynamic Force Analysis – Inertia Forces and Inertia Torque – D’Alembert’s principle – superposition principle – dynamic Force Analysis in simple machine members

UNIT – V BALANCING AND VIBRATION**9**

Static and Dynamic balancing – Balancing of revolving and reciprocating masses – Balancing machines – free vibrations – Equations of motion – natural Frequency – Damped Vibration – bending critical speed of simple shaft – Torsional vibration – Forced vibration – harmonic Forcing – Vibration isolation. (Gyroscopic principles)

TOTAL: 45 PERIODS

OUTCOMES: At the end of the course the students would be able to

1. Discuss the basics of mechanism.
2. Solve problems on gears and gear trains.
3. Examine friction in machine elements.
4. Calculate static and dynamic forces of mechanisms.
5. Calculate the balancing masses and their locations of reciprocating and rotating masses. Computing the frequency of free vibration, forced vibration and damping coefficient.

TEXT BOOKS:

1. Uicker, J.J., Pennock G.R and Shigley, J.E., “Theory of Machines and Mechanisms”, Oxford University Press, 2017.
2. Ramamurthi. V, “Mechanics of Machines”, Narosa Publishing House, 3rd edition 2019.

REFERENCES:

1. AmitabhaGhosh and Asok Kumar Mallik, “Theory of Mechanisms and Machines”, Affiliated East-West Pvt. Ltd., 1988.
2. Rao.J.S. and Dukkipati.R.V. “Mechanism and Machine Theory”, New Age International Pvt. Ltd., 2nd edition,2014.
3. Rattan, S.S, “Theory of Machines”, McGraw-Hill Education Pvt. Ltd., 5th edition 2019.
4. Robert L. Norton, Kinematics and Dynamics of Machinery, Tata McGraw-Hill, 2013.
5. Wilson and Sadler, Kinematics and Dynamics of Machinery, Pearson, 2008.

CO	PO												PSO		
	1	2	3	4	5	6	7	8	9	10	11	12	1	2	3
1	3	2	2		2			1				1	3		1
2	3	2	2		2			1				1	3		1
3	3	2	2		2			1				1	3		1
4	3	2	2		2			1				1	3		1
5	3	2	2		2			1				1	3		1
Low (1) ; Medium (2) ; High (3)															

COURSE OBJECTIVES:

- 1 To learn the concepts and laws of thermodynamics to predict the operation of thermodynamic cycles and performance of Internal Combustion(IC) engines and Gas Turbines.
- 2 To analyzing the performance of steam nozzle, calculate critical pressure ratio
- 3 To Evaluating the performance of steam turbines through velocity triangles, understand the need for governing and compounding of turbines
- 4 To analyzing the working of IC engines and various auxiliary systems present in IC engines
- 5 To evaluating the various performance parameters of IC engines

UNIT I THERMODYNAMIC CYCLES**12**

Air Standard Cycles – Carnot, Otto, Diesel, Dual, Brayton – Cycle Analysis, Performance and Comparison, Basic Rankine Cycle, modified, reheat and regenerative cycles.

UNIT II STEAM NOZZLES AND INJECTOR**12**

Types and Shapes of nozzles, Flow of steam through nozzles, Critical pressure ratio, Variation of mass flow rate with pressure ratio. Effect of friction. Metastable flow.

UNIT III STEAM AND GAS TURBINES**12**

Types, Impulse and reaction principles, Velocity diagrams, Work done and efficiency – optimal operating conditions. Multi-staging, compounding and governing. Gas turbine cycle analysis – open and closed cycle. Performance and its improvement - Regenerative, Intercooled, Reheated cycles and their combination.

UNIT IV INTERNAL COMBUSTION ENGINES – FEATURES AND COMBUSTION**12**

IC engine – Classification, working, components and their functions. Ideal and actual : Valve and port timing diagrams, p-v diagrams- two stroke & four stroke, and SI & CI engines – comparison. Geometric, operating, and performance comparison of SI and CI engines. Desirable properties and qualities of fuels. Air-fuel ratio calculation – lean and rich mixtures. Combustion in SI & CI Engines – Knocking – phenomena and control.

UNIT V INTERNAL COMBUSTION ENGINE PERFORMANCE AND AUXILIARY SYSTEMS**12**

Performance and Emission Testing, Performance parameters and calculations. Morse and Heat Balance tests. Multipoint Fuel Injection system and Common rail direct injection systems. Ignition systems – Magneto, Battery and Electronic. Lubrication and Cooling systems. Concepts of Supercharging and Turbocharging – Emission Norms

TOTAL :60 PERIODS

OUTCOMES: At the end of the course the students would be able to

1. Apply thermodynamic concepts to different air standard cycles and solve problems.
2. To solve problems in steam nozzle and calculate critical pressure ratio.
3. Explain the flow in steam turbines, draw velocity diagrams, flow in Gas turbines and solve problems.
4. Explain the functioning and features of IC engine, components and auxiliaries.
5. Calculate the various performance parameters of IC engines

TEXT BOOKS:

1. Mahesh. M. Rathore, "Thermal Engineering", 1st Edition, Tata McGraw Hill, 2010.
2. Ganesan.V, " Internal Combustion Engines" 4th Edition, Tata McGraw Hill, 2012.

REFERENCES:

1. Ballaney. P, "Thermal Engineering", 25th Edition, Khanna Publishers, 2017.
2. Domkundwar, Kothandaraman, & Domkundwar, "A Course in Thermal Engineering", 6th Edition, Dhanpat Rai & Sons, 2011.
3. Gupta H.N, "Fundamentals of Internal Combustion Engines", 2nd Edition Prentice Hall of India, 2013.
4. Mathur M.L and Mehta F.S., "Thermal Science and Engineering", 3rd Edition, Jain Brothers Pvt. Ltd, 2017.
5. Soman. K, "Thermal Engineering", 2nd Edition, Prentice Hall of India, 2011.

CO	PO												PSO		
	1	2	3	4	5	6	7	8	9	10	11	12	1	2	3
1	3	2	1	1								1	2	1	
2	3	2	2	1								1	2	1	
3	3	2	2	1								1	2	1	
4	3	2	1	1								1	2	1	
5	3	2	1	1								1	2	1	
Low (1) ; Medium (2) ; High (3)															

ME3492

HYDRAULICS AND PNEUMATICS

L T P C
3 0 0 3

COURSE OBJECTIVES:

1. To provide the knowledge on the working principles of fluid power systems.
2. To study the fluids and components used in modern industrial fluid power system.
3. To develop the design, construction and operation of fluid power circuits.
4. To learn the working principles of pneumatic power system and its components.
5. To provide the knowledge of trouble shooting methods in fluid power systems.

UNIT I FLUID POWER PRINCIPLES AND HYDRAULIC PUMPS 9

Introduction to Fluid power – Advantages and Applications – Fluid power systems – Types of fluids - Properties of fluids and selection – Basics of Hydraulics – Pascal’s Law – Principles of flow - Friction loss – Work, Power and Torque- Problems, Sources of Hydraulic power: Pumping Theory-- Pump Classification – Construction, Working, Design, Advantages, Disadvantages, Performance, Selection criteria of pumps – Fixed and Variable displacement pumps – Problems

UNIT – II HYDRAULIC ACTUATORS AND CONTROL COMPONENTS 9

Hydraulic Actuators: Cylinders – Types and construction, Application, Hydraulic cushioning – Rotary Actuators-Hydraulic motors - Control Components: Direction Control, Flow control and pressure control valves – Types, Construction and Operation – Accessories: Reservoirs, Pressure Switches – Filters –types and selection- Applications – Fluid Power ANSI Symbols – Problems

UNIT – III HYDRAULIC CIRCUITS AND SYSTEMS 9

Accumulators, Intensifiers, Industrial hydraulic circuits – Regenerative, Pump Unloading, Double-Pump, Pressure Intensifier, Air-over oil, Sequence, Reciprocation, Synchronization, Fail-Safe, Speed Control, Deceleration circuits, Sizing of hydraulic systems, Hydrostatic transmission, Electro hydraulic circuits, –Servo and Proportional valves – Applications- Mechanical, hydraulic servo systems.

UNIT – IV PNEUMATIC AND ELECTRO PNEUMATIC SYSTEMS 9

Properties of air –Air preparation and distribution – Filters, Regulator, Lubricator, Muffler, Air control Valves, Quick Exhaust Valves, Pneumatic actuators, Design of Pneumatic circuit –classification- single cylinder and multi cylinder circuits-Cascade method –Integration of fringe circuits, Electro Pneumatic System – Elements – Ladder diagram – timer circuits-Problems, Introduction to fluidics and pneumatic logic circuits

UNIT – V TROUBLE SHOOTING AND APPLICATIONS 9

Installation, Selection, Maintenance, Trouble Shooting and Remedies in Hydraulic and Pneumatic systems, Conditioning of hydraulic fluids Design of hydraulic circuits for Drilling, Planning, Shaping, Surface grinding, Press and Forklift applications- mobile hydraulics; Design of Pneumatic circuits for metal working, handling, clamping counter and timer circuits. – Low-cost Automation – Hydraulic and Pneumatic power packs, IOT in Hydraulics and pneumatics

Note: (Use of standard Design Data Book is permitted in the University examination)

TOTAL: 45 PERIODS

OUTCOMES: At the end of the course the students would be able to

1. Apply the working principles of fluid power systems and hydraulic pumps.
2. Apply the working principles of hydraulic actuators and control components.
3. Design and develop hydraulic circuits and systems.
4. Apply the working principles of pneumatic circuits and power system and its components.
5. Identify various troubles shooting methods in fluid power systems.


TEXT BOOKS:

1. Anthony Esposito, "Fluid Power with Applications", Prentice Hall, 2009.
2. James A. Sullivan, "Fluid Power Theory and Applications", Fourth Edition, Prentice Hall, 1997

REFERENCES:

1. Jagadeesha. T., "Pneumatics Concepts, Design and Applications ", Universities Press, 2015.
2. Joshi.P., "Pneumatic Control", Wiley India, 2008.
3. Majumdar, S.R., "Oil Hydraulics Systems – Principles and Maintenance", TataMcGraw Hill, 2001.
4. Shanmugasundaram.K., "Hydraulic and Pneumatic Controls". Chand & Co, 2006.
5. Srinivasan.R., "Hydraulic and Pneumatic Controls", Vijay Nicole Imprints, 3rd edition,2019.

CO	PO												PSO		
	1	2	3	4	5	6	7	8	9	10	11	12	1	2	3
1	2	1	1	1								1	2	1	1
2	2	1	1	1								1	2	1	1
3	2	1	1	1								1	2	1	1
4	2	1	1	1								1	2	1	1
5	2	1	1	1								1	2	1	1
Low (1) ; Medium (2) ; High (3)															



ME3493

MANUFACTURING TECHNOLOGY

L T P C
3 0 0 3

COURSE OBJECTIVES:

- 1 To study the concepts and basic mechanics of metal cutting and the factors affecting machinability
- 2 To learn working of basic and advanced turning machines.
- 3 To teach the basics of machine tools with reciprocating and rotating motions and abrasive finishing processes.
- 4 To study the basic concepts of CNC of machine tools and constructional features of CNC.
- 5 To learn the basics of CNC programming concepts to develop the part programme for Machine centre and turning centre

UNIT – I MECHANICS OF METAL CUTTING

9

Mechanics of chip formation, forces in machining, Types of chip, cutting tools – single point cutting tool nomenclature, orthogonal and oblique metal cutting, thermal aspects, cutting tool materials, tool wear, tool life, surface finish, cutting fluids and Machinability.

UNIT – II TURNING MACHINES

9

Centre lathe, constructional features, specification, operations – taper turning methods, thread cutting methods, special attachments, surface roughness in turning, machining time and power estimation. Special lathes - Capstan and turret lathes- tool layout – automatic lathes: semi-automatic – single spindle: Swiss type, automatic screw type – multi spindle

UNIT – III RECIPROCATING MACHINE TOOLS**9**

Reciprocating machine tools: shaper, planer, slotter: Types and operations- Hole making: Drilling, reaming, boring, tapping, type of milling operations-attachments- types of milling cutters– machining time calculation - Gear cutting, gear hobbing and gear shaping – gear finishing methods Abrasive processes: grinding wheel – specifications and selection, types of grinding process – cylindrical grinding, surface grinding, centreless grinding, internal grinding - micro finishing methods

UNIT – IV CNC MACHINES**9**

Computer Numerical Control (CNC) machine tools, constructional details, special features – Drives, Recirculating ball screws, tool changers; CNC Control systems – Open/closed, point-to-point/continuous - Turning and machining centres – Work holding methods in Turning and machining centres, Coolant systems, Safety features.

UNIT – V PROGRAMMING OF CNC MACHINE TOOLS**9**

Coordinates, axis and motion, Absolute vs Incremental, Interpolators, Polar coordinates, Program planning, G and M codes, Manual part programming for CNC machining centers and Turning centers – Fixed cycles, Loops and subroutines, Setting up a CNC machine for machining.

TOTAL 45 PERIODS

OUTCOMES: At the end of the course the students would be able to

1. Apply the mechanism of metal removal process and to identify the factors involved in improving machinability.
2. Describe the constructional and operational features of centre lathe and other special purpose lathes.
3. Describe the constructional and operational features of reciprocating machine tools.
4. Apply the constructional features and working principles of CNC machine tools.
5. Demonstrate the Program CNC machine tools through planning, writing codes and setting up CNC machine tools to manufacture a given component.

TEXT BOOKS:

1. Kalpakjian. S, “Manufacturing Engineering and Technology”, Pearson Education India,7th Edition, 2018.
2. Michael Fitzpatrick, Machining and CNC Technology, McGraw-Hill Education; 4th edition, 2018.

REFERENCES:

1. Roy. A. Lindberg, Processes and materials of manufacture, PHI / Pearson education, 2006.
2. Geoffrey Boothroyd, “Fundamentals of Metal Machining and Machine Tools”, McGraw Hill, 1984.
3. Rao. P.N “Manufacturing Technology,” Metal Cutting and Machine Tools, Tata McGraw- Hill, New Delhi, 2009.
4. A. B. Chattopadhyay, Machining and Machine Tools, Wiley, 2nd edition, 2017.
5. Peter Smid, CNC Programming Handbook, Industrial Press Inc.;Third edition, 2007.

CO	PO												PSO		
	1	2	3	4	5	6	7	8	9	10	11	12	1	2	3
1	3	3	3	1	1	1	3			3		2	3	3	2
2	3	3	3	1	1	1	3			3		2	3	2	2
3	3	3	3	1	1	1	3			3		2	3	2	2
4	3	3	2	1	1	1	3			3		2	3	2	2
5	3	3	3	1	1	1	3			3		2	3	2	3
Low (1) ; Medium (2) ; High (3)															

CE3491

STRENGTH OF MATERIALS

L	T	P	C
3	0	0	3

COURSE OBJECTIVES:

- To understand the concepts of stress, strain, principal stresses and principal planes.
- To study the concept of shearing force and bending moment due to external loads in determinate beams and their effect on stresses.
- To determine stresses and deformation in circular shafts and helical spring due to torsion.
- To compute slopes and deflections in determinate beams by various methods.
- To study the stresses and deformations induced in thin and thick shells.

UNIT I STRESS, STRAIN AND DEFORMATION OF SOLIDS

9

Rigid bodies and deformable solids – Tension, Compression and Shear Stresses - Deformation of simple and compound bars – Thermal stresses – Elastic constants - Volumetric strains – Stresses on inclined planes – Principal stresses and principal planes – Mohr's circle of stress.

UNIT II TRANSVERSE LOADING ON BEAMS AND STRESSES IN BEAM

9

Beams – Types - Transverse loading on beams – Shear force and Bending moment in beams – Cantilever, Simply supported and over hanging beams. Theory of simple bending – Bending stress distribution – Load carrying capacity – Proportioning of sections – Flitched beams – Shear stress distribution.

UNIT III TORSION

9

Theory of Torsion – Stresses and Deformations in Solid and Hollow Circular Shafts – Combined bending moment and torsion of shafts - Power transmitted to shaft – Shaft in series and parallel – Closed and Open Coiled helical springs – springs in series and parallel.

UNIT IV DEFLECTION OF BEAMS

9

Elastic curve – Governing differential equation - Double integration method - Macaulay's method - Area moment method - Conjugate beam method for computation of slope and deflection of determinant beams.

UNIT V THIN CYLINDERS, SPHERES AND THICK CYLINDERS

9

Stresses in thin cylindrical shell due to internal pressure - circumferential and longitudinal stresses - Deformation in thin cylinders – Spherical shells subjected to internal pressure – Deformation in spherical shells – Thick cylinders - Lamé's theory.

TOTAL: 45 PERIODS

OUTCOMES:

At the end of the course the students would be able to

1. Understand the concepts of stress and strain in simple and compound bars, the importance of principal stresses and principal planes.
2. Understand the load transferring mechanism in beams and stress distribution due to shearing force and bending moment.
3. Apply basic equation of torsion in designing of shafts and helical springs
4. Calculate slope and deflection in beams using different methods.
5. Analyze thin and thick shells for applied pressures.

TEXT BOOK

1. Rajput R.K. "Strength of Materials (Mechanics of Solids)", S.Chand & company Ltd., New Delhi, 7th edition, 2018.
2. Rattan S.S., "Strength of Materials", Tata McGraw Hill Education Pvt .Ltd., New Delhi, 2017.

REFERENCES:

1. Singh. D.K., "Strength of Materials", Ane Books Pvt Ltd., New Delhi, 2021.
2. Egor P Popov, "Engineering Mechanics of Solids", 2nd edition, PHI Learning Pvt. Ltd., New Delhi, 2015.
3. Beer. F.P. & Johnston. E.R. "Mechanics of Materials", Tata McGraw Hill, 8th Edition, New Delhi 2019.
4. Vazirani. V.N, Ratwani. M.M, Duggal .S.K "Analysis of Structures: Analysis, Design and Detailing of Structures-Vol.1", Khanna Publishers, New Delhi 2014.

CO	PO												PSO		
	1	2	3	4	5	6	7	8	9	10	11	12	1	2	3
1	3	3	3	3	2	3	1	3	2	3	1	3	3	2	3
2	3	3	3	3	2	3	1	3	2	3	1	3	3	2	3
3	3	3	3	3	2	3	1	3	2	3	1	3	3	2	3
4	3	3	3	3	2	3	1	3	2	3	1	3	3	2	3
5	3	3	3	3	2	3	1	3	2	3	1	3	3	2	3
Low (1) ; Medium (2) ; High (3)															

GE3451**ENVIRONMENTAL SCIENCES AND SUSTAINABILITY****L T P C****2 0 0 2****OBJECTIVES:**

- To introduce the basic concepts of environment, ecosystems and biodiversity and emphasize on the biodiversity of India and its conservation.
- To impart knowledge on the causes, effects and control or prevention measures of environmental pollution and natural disasters.
- To facilitate the understanding of global and Indian scenario of renewable and nonrenewable resources, causes of their degradation and measures to preserve them.
- To familiarize the concept of sustainable development goals and appreciate the interdependence of economic and social aspects of sustainability, recognize and analyze climate changes, concept of carbon credit and the challenges of environmental management.
- To inculcate and embrace sustainability practices and develop a broader understanding on green materials, energy cycles and analyze the role of sustainable urbanization.

UNIT I ENVIRONMENT AND BIODIVERSITY**6**

Definition, scope and importance of environment – need for public awareness. Eco-system and Energy flow– ecological succession. Types of biodiversity: genetic, species and ecosystem diversity– values of biodiversity, India as a mega-diversity nation – hot-spots of biodiversity – threats to biodiversity: habitat loss, poaching of wildlife, man-wildlife conflicts – endangered and endemic species of India – conservation of biodiversity: In-situ and ex-situ.

UNIT II ENVIRONMENTAL POLLUTION**6**

Causes, Effects and Preventive measures of Water, Soil, Air and Noise Pollutions. Solid, Hazardous and E-Waste management. Case studies on Occupational Health and Safety Management system (OHASMS). Environmental protection, Environmental protection acts.

UNIT III RENEWABLE SOURCES OF ENERGY**6**

Energy management and conservation, New Energy Sources: Need of new sources. Different types new energy sources. Applications of- Hydrogen energy, Ocean energy resources, Tidal energy conversion. Concept, origin and power plants of geothermal energy.

UNIT IV SUSTAINABILITY AND MANAGEMENT**6**

Development, GDP, Sustainability- concept, needs and challenges-economic, social and aspects of sustainability-from unsustainability to sustainability-millennium development goals, and protocols-Sustainable Development Goals-targets, indicators and intervention areas Climate change- Global, Regional and local environmental issues and possible solutions-case studies. Concept of Carbon Credit, Carbon Footprint. Environmental management in industry-A case study.

UNIT V SUSTAINABILITY PRACTICES**6**

Zero waste and R concept, Circular economy, ISO 14000 Series, Material Life cycle assessment, Environmental Impact Assessment. Sustainable habitat: Green buildings, Green materials, Energy efficiency, Sustainable transports. Sustainable energy: Non-conventional Sources, Energy Cycles-carbon cycle, emission and sequestration, Green Engineering: Sustainable urbanization- Socio-economical and technological change.

TOTAL : 30 PERIODS**OUTCOMES:**

- To recognize and understand the functions of environment, ecosystems and biodiversity and their conservation.
- To identify the causes, effects of environmental pollution and natural disasters and contribute to the preventive measures in the society.
- To identify and apply the understanding of renewable and non-renewable resources and contribute to the sustainable measures to preserve them for future generations.
- To recognize the different goals of sustainable development and apply them for suitable technological advancement and societal development.
- To demonstrate the knowledge of sustainability practices and identify green materials, energy cycles and the role of sustainable urbanization.

TEXT BOOKS:

1. Anubha Kaushik and C. P. Kaushik's "Perspectives in Environmental Studies", 6th Edition, New Age International Publishers ,2018.
2. Benny Joseph, 'Environmental Science and Engineering', Tata McGraw-Hill, New Delhi, 2016.
3. Gilbert M.Masters, 'Introduction to Environmental Engineering and Science', 2nd edition, Pearson Education, 2004.
4. Allen, D. T. and Shonnard, D. R., Sustainability Engineering: Concepts, Design and Case Studies, Prentice Hall.
5. Bradley. A.S; Adebayo, A.O., Maria, P. Engineering applications in sustainable design and development, Cengage learning.
6. Environment Impact Assessment Guidelines, Notification of Government of India, 2006.
7. Mackenthun, K.M., Basic Concepts in Environmental Management, Lewis Publication, London, 1998.

REFERENCES :

1. R.K. Trivedi, 'Handbook of Environmental Laws, Rules, Guidelines, Compliances and Standards', Vol. I and II, Enviro Media. 38 . Edition 2010.
2. Cunningham, W.P. Cooper, T.H. Gorhani, 'Environmental Encyclopedia', Jaico Publ., House, Mumbai, 2001.
3. Dharmendra S. Sengar, 'Environmental law', Prentice hall of India PVT. LTD, New Delhi, 2007.
4. Rajagopalan, R, 'Environmental Studies-From Crisis to Cure', Oxford University Press, Third Edition, 2015.
5. Erach Bharucha "Textbook of Environmental Studies for Undergraduate Courses" Orient Blackswan Pvt. Ltd. 2013.

CO-PO & PSO MAPPING

CO	PO												PSO		
	1	2	3	4	5	6	7	8	9	10	11	12	1	2	3
1	2	1	-	-	-	2	3	-	-	-	-	2	-	-	-
2	3	2	-	-	-	3	3	-	-	-	-	2	-	-	-
3	3	-	1	-	-	2	2	-	-	-	-	2	-	-	-
4	3	2	1	1	-	2	2	-	-	-	-	2	-	-	-
5	3	2	1	-	-	2	2	-	-	-	-	1	-	-	-
Avg.	2.8	1.8	1	1	-	2.2	2.4	-	-	-	-	1.8	-	-	-

1-low, 2-medium, 3-high, '-'- no correlation

NCC Credit Course Level 2*

NX3451

(ARMY WING) NCC Credit Course Level - II

L T P C
3 0 0 3

PERSONALITY DEVELOPMENT

9

PD 3 Group Discussion: Change your mindset, Time Management, Social Skills

6

PD 5 Public Speaking

3

LEADERSHIP

7

L 2 Case Studies: APJ Abdul Kalam, Deepa Malik, Maharana Pratap, N Narayan Murty, Ratan Tata, Rabindra Nath Tagore, Role of NCC cadets in 1965

7

DISASTER MANAGEMENT

13

DM 1 Disaster Management Capsule: Organisation, Types of Disasters, Essential Services, Assistance, Civil Defence Organisation

3

DM 2 Initiative Training, Organising Skills, Do's & Don't's, Natural Disasters, Man Made Disasters

9

DM 3 Fire Service & Fire Fighting

1

ENVIRONMENTAL AWARENESS & CONSERVATION

3

EA 1 Environmental Awareness and Conservation

3

GENERAL AWARENESS

4

GA 1 General Knowledge

4

ARMED FORCES

6

AF 1 Armed Forces, Army, CAPF, Police

6

ADVENTURE

1

AD 1 Introduction to Adventure Activities

1

BORDER & COASTAL AREAS

2

BCA 1 History, Geography & Topography of Border/Coastal areas

2

TOTAL: 45 PERIODS

NCC Credit Course Level 2*

NX3452 (NAVAL WING) NCC Credit Course Level - II		L T P C
		3 0 0 3
PERSONALITY DEVELOPMENT		9
PD 3	Group Discussion: Change your mindset, Time Management, Social Skills	6
PD 5	Public Speaking	3
LEADERSHIP		7
L 2	Case Studies: APJ Abdul Kalam, Deepa Malik, Maharana Pratap, N Narayan Murty, Ratan Tata, Rabindra Nath Tagore, Role of NCC cadets in 1965	7
DISASTER MANAGEMENT		13
DM 1	Disaster Management Capsule: Organisation, Types of Disasters, Essential Services, Assistance, Civil Defence Organisation	3
DM 2	Initiative Training, Organising Skills, Do's & Don't's, Natural Disasters, Man Made Disasters	9
DM 3	Fire Service & Fire Fighting	1
ENVIRONMENTAL AWARENESS & CONSERVATION		3
EA 1	Environmental Awareness and Conservation	3
GENERAL AWARENESS		4
GA 1	General Knowledge	4
NAVAL ORIENTATION		6
AF 1	Armed Forces and Navy Capsule	3
EEZ 1	EEZ Maritime Security and ICG	3
ADVENTURE		1
AD 1	Introduction to Adventure Activities	1
BORDER & COASTAL AREAS		2
BCA 1	History, Geography & Topography of Border/Coastal areas	2

TOTAL: 45 PERIODS

NCC Credit Course Level 2*

NX3453

(AIR FORCE WING) NCC Credit Course Level - II

L T P C
3 0 0 3

PERSONALITY DEVELOPMENT

9

PD 3 Group Discussion: Change your mindset, Time Management, Social Skills

6

PD 5 Public Speaking

3

LEADERSHIP

7

L 2 Case Studies: APJ Abdul Kalam, Deepa Malik, Maharana Pratap, N Narayan Murty, Ratan
Tata, Rabindra Nath Tagore, Role of NCC cadets in 1965

7

DISASTER MANAGEMENT

13

DM 1 Disaster Management Capsule: Organisation, Types of Disasters, Essential Services,
Assistance, Civil Defence Organisation

3

DM 2 Initiative Training, Organising Skills, Do's & Don't's,
Natural Disasters, Man Made Disasters

9

DM 3 Fire Service & Fire Fighting

1

ENVIRONMENTAL AWARENESS & CONSERVATION

3

EA 1 Environmental Awareness and Conservation

3

GENERAL AWARENESS

4

GA 1 General Knowledge

4

GENERAL SERVICE KNOWLEDGE

6

GSK 1 Armed Forces & IAF Capsule

2

GSK 2 Modes of Entry in IAF, Civil Aviation

2

GSK 3 Aircrafts - Types, Capabilities & Role

2

ADVENTURE

1

AD 1 Introduction to Adventure Activities

1

BORDER & COASTAL AREAS

2

BCA 1 History, Geography & Topography of Border/Coastal areas

2

COURSE OBJECTIVE:

1. To study the mechanical properties of metals, wood and spring by testing in laboratory.
2. To verify the principles studied in fluid mechanics and machinery theory by performing experiments in laboratory.

UNIT – I STRENGTH OF MATERIALS 30

LIST OF EXPERIMENTS

1. Tension test on mild steel rod
2. Torsion test on mild steel rod
3. Hardness test on metal (Rockwell and Brinell Hardness)
4. Compression test on helical spring
5. Deflection test on carriage spring

UNIT – II FLUID MECHANICS AND MACHINES LABORATORY 30

LIST OF EXPERIMENTS

1. (a) Determination of coefficient of discharge of a venturimeter
(b) Determination of friction factor for flow through pipes
2. (a) Determination of metacentric height
(b) Determination of forces due to impact of jet on a fixed plate
3. Characteristics of centrifugal pumps
4. Characteristics of reciprocating pump
5. Characteristics of Pelton wheel turbine

TOTAL: 60 PERIODS

OUTCOMES: On completion of the course, the student is expected to be able to

1. Determine the tensile, torsion and hardness properties of metals by testing
2. Determine the stiffness properties of helical and carriage spring
3. Apply the conservation laws to determine the coefficient of discharge of a venturimeter and finding the friction factor of given pipe
4. Apply the fluid static and momentum principles to determine the metacentric height and forces due to impact of jet
5. Determine the performance characteristics of turbine, rotodynamic pump and positive displacement pump.

CO	PO												PSO		
	1	2	3	4	5	6	7	8	9	10	11	12	1	2	3
1	3	2	1	3	3	1	1	1	3	1	1	2	2	2	1
2	3	2	1	3	3	1	1	1	3	1	1	2	3	2	1
3	3	3	2	3	2	1	1	1	3	1	1	2	3	2	1
Low (1) ; Medium (2) ; High (3)															

ME3461 THERMAL ENGINEERING LABORATORY **L T P C**
0 0 4 2

COURSE OBJECTIVES

- 1 To study the valve and port timing diagram and performance characteristics of IC engines
- 2 To study the Performance of refrigeration cycle / components
- 3 To study the Performance and Energy Balance Test on a Steam Generator.

45

PART I IC ENGINES LABORATORY

List of Experiments

1. Valve Timing and Port Timing diagrams.
2. Actual p-v diagrams of IC engines.
3. Performance Test on four – stroke Diesel Engine.
4. Heat Balance Test on 4 – stroke Diesel Engine.
5. Morse Test on Multi-Cylinder Petrol Engine.
6. Retardation Test on a Diesel Engine.
7. Determination of p-θ diagram and heat release characteristics of an IC engine.
8. Determination of Flash Point and Fire Point of various fuels / lubricants
9. Performance test on a two stage Reciprocating Air compressor
10. Determination of COP of a Refrigeration system

15

PART II STEAM LABORATORY

List of Experiments:

1. Study of Steam Generators and Turbines.
2. Performance and Energy Balance Test on a Steam Generator.
3. Performance and Energy Balance Test on Steam Turbine.

TOTAL:60 PERIODS

OUTCOMES:

At the end of the course the students would be able to

1. Conduct tests to evaluate performance characteristics of IC engines
2. Conduct tests to evaluate the performance of refrigeration cycle
3. Conduct tests to evaluate Performance and Energy Balance on a Steam Generator.

CO	PO												PSO			
	1	2	3	4	5	6	7	8	9	10	11	12	1	2	3	
1	2	2	1	1					1			1	1	1	1	
2	2	2	1	1					1			1	1	1	1	
3	2	2	1	1					1			1	1	1	1	
Low (1) ; Medium (2) ; High (3)																

ME3591 DESIGN OF MACHINE ELEMENTS **L T P C**
4 0 0 4

COURSE OBJECTIVES

- 1 To learn the various steps involved in the Design Process.
- 2 To Learn designing shafts and couplings for various applications.
- 3 To Learn the design of temporary and permanent Joints.
- 4 To Learn designing helical, leaf springs, flywheels, connecting rods and crank shafts for various applications.
- 5 To Learn designing and select sliding and rolling contact bearings, seals and gaskets.
(Use of PSG Design Data book is permitted)

- UNIT – I FUNDAMENTAL CONCEPTS IN DESIGN 12**
Introduction to the design process - factors influencing machine design, selection of materials based on mechanical properties - Preferred numbers- Direct, Bending and torsional loading- Modes of failure - Factor of safety – Combined loads – Principal stresses – Eccentric loading – curved beams – crane hook and ‘C’ frame- theories of failure – Design based on strength and stiffness – stress concentration – Fluctuating stresses – Endurance limit –Design for finite and infinite life under variable loading - Exposure to standards.
- UNIT – II DESIGN OF SHAFTS AND COUPLINGS 12**
Shafts and Axles - Design of solid and hollow shafts based on strength, rigidity and critical speed – Keys and splines – Rigid and flexible couplings.
- UNIT – III DESIGN OF TEMPORARY AND PERMANENT JOINTS 12**
Threaded fasteners - Bolted joints including eccentric loading, Knuckle joints, Cotter joints – Welded joints- Butt, Fillet and parallel transverse fillet welds – welded joints subjected to bending, torsional and eccentric loads, riveted joints for structures - theory of bonded joints.
- UNIT – IV DESIGN OF ENERGY STORING ELEMENTS AND ENGINE COMPONENTS 12**
Types of springs, design of helical and concentric springs–surge in springs, Design of laminated springs - rubber springs - Flywheels considering stresses in rims and arms for engines and punching machines-- Solid and Rimmed flywheels- connecting rods and crank shafts
- UNIT – V DESIGN OF BEARINGS AND MISCELLANEOUS ELEMENTS 12**
Sliding contact and rolling contact bearings - Hydrodynamic journal bearings, Sommerfeld Number, Raimondi & Boyd graphs, -- Selection of Rolling Contact bearings –Design of Seals and Gaskets.

TOTAL: 60 PERIODS

OUTCOMES: At the end of the course the students would be able to

1. Explain the design machine members subjected to static and variable loads.
2. Apply the concepts design to shafts, key and couplings.
3. Apply the concepts of design to bolted, Knuckle, Cotter, riveted and welded joints.
4. Apply the concept of design helical, leaf springs, flywheels, connecting rods and crank shafts.
5. Apply the concepts of design and select sliding and rolling contact bearings, seals and gaskets.

TEXT BOOKS:

1. Bhandari V B, “Design of Machine Elements”, 4th Edition , Tata McGraw-Hill Book Co, 2016
2. Joseph Shigley, Richard G. Budynas and J. Keith Nisbett “Mechanical Engineering Design”, 10th Edition, Tata McGraw-Hill , 2015.

REFERENCES:

1. Ansel C Ugural, “Mechanical Design – An Integral Approach”, 1st Edition, Tata McGraw-Hill Book Co, 2004.
2. Merhyle Franklin Spotts, Terry E. Shoup, and Lee EmreyHornberger, “Design of Machine Elements” 8th Edition, Printice Hall, 2004.
3. Robert C. Juvinall and Kurt M. Marshek, “Fundamentals of Machine component Design”,6th Edition, Wiley, 2017.
4. Sundararamoorthy T. V. and Shanmugam .N, “Machine Design”, Anuradha Publications, Chennai, 2003.
5. Design of Machine Elements | SI Edition | Eighth Edition | By Pearson by M. F. Spotts, Terry E. Shoup, et al. | 25 March 2019

CO	PO												PSO		
	1	2	3	4	5	6	7	8	9	10	11	12	1	2	3
1	2	2	3					1	1			2	3	2	2
2	2	2	3					1	1			2	3	2	2
3	2	2	3					1	1			2	3	2	2
4	2	2	3					1	1			2	3	2	2
5	2	2	3					1	1			2	3	2	2
Low (1) ; Medium (2) ; High (3)															

COURSE OBJECTIVES

- 1 To learn basic concepts of the metrology and importance of measurements.
- 2 To teach measurement of linear and angular dimensions assembly and transmission elements.
- 3 To study the tolerance analysis in manufacturing.
- 4 To develop the fundamentals of GD & T and surface metrology.
- 5 To provide the knowledge of the advanced measurements for quality control in manufacturing industries.

UNIT – I BASICS OF METROLOGY**9**

Measurement – Need, Process, Role in quality control; Factors affecting measurement - SWIPE; Errors in Measurements – Types – Control – Measurement uncertainty – Types, Estimation, Problems on Estimation of Uncertainty, Statistical analysis of measurement data, Measurement system analysis, Calibration of measuring instruments, Principle of air gauging- ISO standards.

UNIT – II MEASUREMENT OF LINEAR, ANGULAR DIMENSIONS, ASSEMBLY AND TRANSMISSION ELEMENTS**9**

Linear Measuring Instruments – Vernier caliper, Micrometer, Vernier height gauge, Depth Micrometer, Bore gauge, Telescoping gauge; Gauge blocks – Use and precautions, Comparators – Working and advantages; Opto-mechanical measurements using measuring microscope and Profile projector - Angular measuring instruments – Bevel protractor, Clinometer, Angle gauges, Precision level, Sine bar, Autocollimator, Angle dekkor, Alignment telescope. Measurement of Screw threads - Single element measurements – Pitch Diameter, Lead, Pitch. Measurement of Gears – purpose – Analytical measurement – Runout, Pitch variation, Tooth profile, Tooth thickness, Lead – Functional checking – Rolling gear test.

UNIT – III TOLERANCE ANALYSIS**9**

Tolerancing– Interchangeability, Selective assembly, Tolerance representation, Terminology, Limits and Fits, Problems (using tables IS919); Design of Limit gauges, Problems. Tolerance analysis in manufacturing, Process capability, tolerance stackup, tolerance charting.

UNIT – IV METROLOGY OF SURFACES**9**

Fundamentals of GD & T- Conventional vs Geometric tolerance, Datums, Inspection of geometric deviations like straightness, flatness, roundness deviations; Simple problems – Measurement of Surface finish – Functionality of surfaces, Parameters, Comparative, Stylus based and Optical Measurement techniques, Filters, Introduction to 3D surface metrology- Parameters.

UNIT – V ADVANCES IN METROLOGY**9**

Lasers in metrology - Advantages of lasers – Laser scan micrometers; Laser interferometers – Applications – Straightness, Alignment; Ball bar tests, Computer Aided Metrology - Basic concept of CMM – Types of CMM – Constructional features – Probes – Accessories – Software – Applications – Multi-sensor CMMs.

Machine Vision - Basic concepts of Machine Vision System – Elements – Applications - On-line and in-process monitoring in production - Computed tomography – White light Scanners.

TOTAL: 45 PERIODS

OUTCOMES: At the end of the course the students would be able to

1. Discuss the concepts of measurements to apply in various metrological instruments.
2. Apply the principle and applications of linear and angular measuring instruments, assembly and transmission elements.
3. Apply the tolerance symbols and tolerance analysis for industrial applications.
4. Apply the principles and methods of form and surface metrology.
5. Apply the advances in measurements for quality control in manufacturing Industries.

TEXT BOOKS:

1. Dotson Connie, "Dimensional Metrology", Cengage Learning, First edition, 2012.
2. Mark Curtis, Francis T. Farago, "Handbook of Dimensional Measurement", Industrial Press, Fifth edition, 2013.

REFERENCES:

1. AmmarGrous, J "Applied Metrology for Manufacturing Engineering", Wiley-ISTE, 2011.
2. Galyer, J.F.W. Charles Reginald Shotbolt, "Metrology for Engineers", Cengage Learning EMEA; 5th revised edition, 1990.
3. National Physical LaboratoryGuideNo. 40, No. 41, No. 42, No. 43, No. 80, No. 118, No. 130, No. 131. <http://www.npl.co.uk>.
4. Raghavendra N.V. and Krishnamurthy. L., Engineering Metrology and Measurements, Oxford University Press, 2013.
5. Venkateshan, S. P., "Mechanical Measurements", Second edition, John Wiley & Sons, 2015.

C O	PO												PSO		
	1	2	3	4	5	6	7	8	9	10	11	12	1	2	3
1	3	2	2	2					1			1	3	2	1
2	3	2	2	2					1			1	3	2	1
3	3	2	2	2					1			1	3	2	1
4	3	2	2	2					1			1	3	2	1
5	3	2	2	2					1			1	3	2	1
Low (1) ; Medium (2) ; High (3)															

ME3581

METROLOGY AND DYNAMICS LABORATORY

L	T	P	C
0	0	4	2

COURSE OBJECTIVES

- 1 To study the different measurement equipment and use of this industry for quality inspection.
- 2 To supplements the principles learnt in dynamics of machinery.
- 3 To understand how certain measuring devices are used for dynamic testing.

UNIT – I METROLOGY

30

LIST OF EXPERIMENTS

1. Calibration and use of linear measuring instruments – Vernier caliper, micrometer, Vernier height gauge, depth micrometer, bore gauge, telescopic gauge, Comparators.
2. Measurement of angles using bevel protractor, sine bar, autocollimator, precision level.
3. Measurement of assembly and transmission elements - screw thread parameters – Screw thread Micrometers, Three wire method, Toolmaker's microscope.
4. Measurement of gear parameters – Micrometers, Vernier caliper, Gear tester.
5. Measurement of features in a prismatic component using Coordinate Measuring Machine (CMM), Programming of CNC Coordinate Measuring Machines for repeated measurements of identical components.
6. Non-contact (Optical) measurement using Measuring microscope / Profile projector and Video measurement system.
7. Surface metrology - Measurement of form parameters – Straightness, Flatness, Roundness, Cylindricity, Perpendicularity, Runout, Concentricity – in the given component using Roundness tester.
8. Measurement of Surface finish in components manufactured using various processes (turning, milling, grinding, etc.,) using stylus based instruments.

UNIT – II DYNAMICS LABORATORY

30

List of Experiments:

1. Study of gear parameters.
2. Epicycle gear Train.
3. Determination of moment of inertia of flywheel and axle system.
4. Determination of mass moment of inertia of a body about its axis of symmetry.
5. Undamped free vibrations of a single degree freedom spring-mass system.
6. Torsional Vibration (Undamped) of single rotor shaft system.
7. Dynamic analysis of cam mechanism.
8. Experiment on Watts Governor.
9. Experiment on Porter Governor.
10. Experiment on Proell Governor.
11. Experiment on motorized gyroscope.
12. Determination of critical speed of shafts.

TOTAL:60 PERIODS**OUTCOMES:** At the end of the course the students would be able to

1. The students able to measure the gear tooth dimensions, angle using sine bar, straightness.
2. Determine mass moment of inertia of mechanical element, governor effort and range of sensitivity.
3. Determine the natural frequency and damping coefficient, critical speeds of shafts,

CO	PO												PSO		
	1	2	3	4	5	6	7	8	9	10	11	12	1	2	3
1		2	2	3		2	2		1	2	2		3	2	2
2		2	2	3		2	2		1	2	2		2	2	2
3		2	2	3		2	2		1	2	2		3	2	2
Avg	-	2	2	3	-	2	2	-	1	2	2	-	2.6	2	2
Low (1) ; Medium (2) ; High (3)															

ME3691**HEAT AND MASS TRANSFER**

L	T	P	C
3	1	0	4

COURSE OBJECTIVES

- 1 To Learn the principal mechanism of heat transfer under steady state and transient conditions.
- 2 To learn the fundamental concept and principles in convective heat transfer.
- 3 To learn the theory of phase change heat transfer and design of heat exchangers.
- 4 To study the fundamental concept and principles in radiation heat transfer.
- 5 To develop the basic concept and diffusion, convective di mass transfer.

UNIT – I CONDUCTION**12**

General Differential equation – Cartesian, Cylindrical and Spherical Coordinates – One Dimensional Steady State Heat Conduction — plane and Composite Systems – Conduction with Internal Heat Generation – Extended Surfaces – Unsteady Heat Conduction – Lumped Analysis – Semi Infinite and Infinite Solids –Use of Heisler's charts – Methods of enhanced thermal conduction

UNIT – II CONVECTION**12**

Conservation Equations, Boundary Layer Concept – Forced Convection: External Flow – Flow over Plates, Cylinders Spheres and Bank of tubes. Internal Flow – Entrance effects. Free Convection – Flow over Vertical Plate, Horizontal Plate, Inclined Plate, Cylinders and Spheres. Mixed Convection.

UNIT – III PHASE CHANGE HEAT TRANSFER AND HEAT EXCHANGERS**12**

Nusselt's theory of condensation- Regimes of Pool boiling and Flow boiling - Correlations in boiling and condensation. Heat Exchanger Types – TEMA Standards - Overall Heat Transfer Coefficient – Fouling Factors. LMTD and NTU methods. Fundamentals of Heat Pipes and its applications.

UNIT – IV RADIATION**12**

Introduction to Thermal Radiation - Radiation laws and Radiative properties - Black Body and Gray body Radiation - Radiosity - View Factor Relations. Electrical Analogy. Radiation Shields.

UNIT – V MASS TRANSFER**12**

Basic Concepts – Diffusion Mass Transfer – Fick’s Law of Diffusion – Steady state and Transient Diffusion - Stefan flow –Convective Mass Transfer – Momentum, Heat and Mass Transfer Analogy – Convective Mass Transfer Correlations.

TOTAL: 60 PERIODS

OUTCOMES: At the end of the course the students would be able to

1. Apply heat conduction equations to different surface configurations under steady state and transient conditions and solve problems.
2. Apply free and forced convective heat transfer correlations to internal and external flows through/over various surface configurations and solve problems.
3. Explain the phenomena of boiling and condensation, apply LMTD and NTU methods of thermal analysis to different types of heat exchanger configurations and solve problems.
4. Explain basic laws for Radiation and apply these principles to radiative heat transfer between different types of surfaces to solve problems.
5. Apply diffusive and convective mass transfer equations and correlations to solve problems for different applications.

TEXT BOOKS:

1. R.C. Sachdeva, “Fundamentals of Engineering Heat & Mass transfer”, New Age International Publishers, 2009
2. Yunus A. Cengel, “Heat Transfer A Practical Approach” – Tata McGraw Hill, 5thEdition – 2013

REFERENCES:

1. Frank P. Incropera and David P. Dewitt, “Fundamentals of Heat and Mass Transfer”, John Wiley & Sons, 7th Edition, 2014.
2. Holman, J.P., “Heat and Mass Transfer”, Tata McGraw Hill, 2010
3. Kothandaraman, C.P., “Fundamentals of Heat and Mass Transfer”, New Age International, New Delhi, 2012
4. Ozisik, M.N., “Heat Transfer”, McGraw Hill Book Co., 1994.
5. S.P. Venkateshan, “Heat Transfer”, Ane Books, New Delhi, 2014

CO	PO												PSO		
	1	2	3	4	5	6	7	8	9	10	11	12	1	2	3
1	3	3	3	2					1			1	3	2	1
2	3	3	3	3					1			1	3	2	1
3	3	3	3	2					1			1	3	2	1
4	3	3	3	2					1			1	3	2	1
5	3	3	3	2					1			1	3	2	1
Low (1) ; Medium (2) ; High (3)															

NCC Credit Course Level 3*		L T P C
(ARMY WING) NCC Credit Course - III		3 0 0 3
PERSONALITY DEVELOPMENT		9
PD 3	Group Discussion: Team Work	2
PD 4	Career Counselling, SSB Procedure & Interview Skills	3
PD 5	Public Speaking	4
BORDER & COASTAL AREAS		4
BCA 2	Security Setup and Border/Coastal management in the area	2
BCA 3	Security Challenges & Role of cadets in Border management	2
ARMED FORCES		3
AF 2	Modes of Entry to Army, CAPF, Police	3
COMMUNICATION		3
C 1	Introduction to Communication & Latest Trends	3
INFANTRY		3
INF 1	Organisation of Infantry Battalion & its weapons	3
MILITARY HISTORY		23
MH 1	Biographies of Renowned Generals	4
MH 2	War Heroes - PVC Awardees	4
MH 3	Study of Battles - Indo Pak War 1965, 1971 & Kargil	9
MH 4	War Movies	6


TOTAL: 45 PERIODS

NCC Credit Course Level 3*		L T P C
(NAVAL WING) NCC Credit Course - III		3 0 0 3
PERSONALITY DEVELOPMENT		9
PD 3	Group Discussion: Team Work	2
PD 4	Career Counselling, SSB Procedure & Interview Skills	3
PD 5	Public Speaking	4
BORDER & COASTAL AREAS		4
BCA 2	Security Setup and Border/Coastal management in the area	2
BCA 3	Security Challenges & Role of cadets in Border management	2
NAVAL ORIENTATION		6
NO 3	Modes of Entry - IN, ICG, Merchant Navy	3
AF 2	Naval Expeditions & Campaigns	3
NAVAL COMMUNICATION		2
NC 1	Introduction to Naval Communications	1
NC 2	Semaphore	1
NAVIGATION		2
N 1	Navigation of Ship - Basic Requirements	1
N 2	Chart Work	1
SEAMANSHIP		15
MH 1	Introduction to Anchor Work	2
MH 2	Rigging Capsule	6
MH 3	Boatwork - Parts of Boat	2
MH 4	Boat Pulling Instructions	2
MH 5	Whaler Sailing Instructions	3
FIRE FIGHTING FLOODING & DAMAGE CONTROL		4

FFDC 1	Fire Fighting	2
FFDC 2	Damage Control	2
SHIP MODELLING		3
SM	Ship Modelling Capsule	3
TOTAL : 45 PERIODS		

NCC Credit Course Level 3*

NX3653	(AIR FORCE WING) NCC Credit Course Level - III	L T P C
		3 0 0 3
PERSONALITY DEVELOPMENT		9
PD 3	Group Discussion: Team Work	2
PD 4	Career Counselling, SSB Procedure & Interview Skills	3
PD 5	Public Speaking	4
BORDER & COASTAL AREAS		4
BCA 2	Security Setup and Border/Coastal management in the area	2
BCA 3	Security Challenges & Role of cadets in Border management	2
AIRMANSHIP		1
A 1	Airmanship	1
BASIC FLIGHT INSTRUMENTS		3
FI 1	Basic Flight Instruments	3
AERO MODELLING		3
AM 1	Aero Modelling Capsule	3
GENERAL SERVICE KNOWLEDGE		2
GSK 4	Latest Trends & Acquisitions	2
AIR CAMPAIGNS		6
AC 1	Air Campaigns	6
PRINCIPLES OF FLIGHT		6
PF 1	Principles of Flight	3
PF 2	Forces acting on Aircraft	3
NAVIGATION		5
NM 1	Navigation	2
NM 2	Introduction to Met and Atmosphere	3
AERO ENGINES		6
E 1	Introduction and types of Aero Engine	3
E 2	Aircraft Controls	3
TOTAL : 45 PERIODS		



COURSE OBJECTIVES

- 1 To gain practical experience in handling 2D drafting and 3D modelling software systems
- 2 Designing 3 Dimensional geometric model of parts, sub-assemblies, assemblies and exporting it to drawing
- 3 Programming G & M Code programming and simulate the CNC program and Generating part programming data through CAM software

3D GEOMETRIC MODELLING**30**

1. CAD Introduction

Sketch:

Solid modeling: Extrude, Revolve, Sweep, Variational sweep and Loft.

Surface modeling: Extrude, Sweep, Trim, Mesh of curves and Free form.

Feature manipulation: Copy, Edit, Pattern, Suppress, History operations.

Assembly: Constraints, Exploded Views, Interference check

Drafting: Layouts, Standard & Sectional Views, Detailing & Plotting

2. Creation of 3D assembly model of following machine elements using 3D Modelling software

1. Flange Coupling
2. Plummer Block
3. Screw Jack
4. Lathe Tailstock
5. Universal Joint
6. Machine Vice
7. Stuffing box
8. Crosshead
9. Safety Valves
10. Non-return valves
11. Connecting rod
12. Piston
13. Crankshaft

* Students may also be trained in manual drawing of some of the above components (specify the number – progressive arrangement of 3D)

30**MANUAL PART PROGRAMMING**

1. CNC Machining Centre

- i) Linear Cutting.
- ii) Circular cutting.
- iii) Cutter Radius Compensation.
- iv) Canned Cycle Operations.

2. CNC Turning Centre

- i) Straight, Taper and Radial Turning.
- ii) Thread Cutting.
- iii) Rough and Finish Turning Cycle.
- iv) Drilling and Tapping Cycle.

3. COMPUTER AIDED PART PROGRAMMING

- i) Generate CL Data and Post process data using CAM packages for Machining and Turning Centre.
- ii) Application of CAPP in Machining and Turning

TOTAL:60 PERIODS**OUTCOMES:** At the end of the course the students would be able to

1. Design experience in handling 2D drafting and 3D modelling software systems
2. Design 3 Dimensional geometric model of parts, sub-assemblies, assemblies and export it to drawing
3. Demonstrate manual part programming and simulate the CNC program and Generate part programming using G and M code through CAM software.

CO	PO												PSO		
	1	2	3	4	5	6	7	8	9	10	11	12	1	2	3
1	2	2	2	2	3				2			1	3	3	1
2	2	2	2	2	3				2			1	3	3	1
3	2	2	2	2	3				2			1	3	3	1
Low (1); Medium (2); High (3)															



COURSE OBJECTIVES

- 1 To gain experimental knowledge of Predicting the thermal conductivity of solids and liquids.
- 2 To gain experimental knowledge of Estimating the heat transfer coefficient values of various fluids.
- 3 To gain experimental knowledge of Testing the performance of tubes in tube heat exchangers

LIST OF EXPERIMENTS:

1. Thermal conductivity measurement of pipe insulation using lagged pipe apparatus.
2. Determination of thermal conductivity of a composite wall, insulating powder, oils, and water.
3. Determination of heat transfer coefficient of air under natural convection and forced convection.
4. Heat transfer from pin-fin under natural and forced convection.
5. Determination of heat flux under pool boiling and flow boiling in various regimes.
6. Determination of heat transfer coefficient in film-wise and drop-wise condensation.
7. Determination of friction factor, heat transfer coefficient of cold/hot fluid and effectiveness of a tube-in-tube heat exchanger.
8. Determination of Stefan – Boltzmann constant.
9. Determination of emissivity of a grey surface.
10. Calibration of thermocouples / RTDs at standard reference temperatures.

TOTAL : 60 PERIODS**OUTCOMES:** At the end of the course the students would be able to

1. Conduct experiment on Predict the thermal conductivity of solids and liquids
2. Conduct experiment on Estimate the heat transfer coefficient values of various fluids.
3. Conduct experiment on Test the performance of tubes in tube heat exchangers

CO	PO												PSO		
	1	2	3	4	5	6	7	8	9	10	11	12	1	2	3
1	1	1	3	2					1			1	2	2	3
2	1	1	3	2					1			1	2	2	3
3	1	1	3	2					1			1	2	2	3
Low (1) ; Medium (2) ; High (3)															

COURSE OBJECTIVES

- 1 To make students get acquainted with the sensors and the actuators, which are commonly used in mechatronics systems.
- 2 To provide insight into the signal conditioning circuits, and also to develop competency in PLC programming and control
- 3 To make students familiarize with the fundamentals of IoT and Embedded systems.
- 4 To impart knowledge about the Arduino and the Raspberry Pi.
- 5 To inculcate skills in the design and development of mechatronics and IoT based systems.

UNIT – I SENSORS AND ACTUATORS**9**

Introduction to Mechatronics - Modular Approach, Sensors and Transducers: Static and Dynamic Characteristics, Transducers - Resistive, Capacitive, Inductive and Resonant, Optical Sensors – Photodetectors - Vision Systems – Laser - Fibre optic - Non-fibre Optic, Solid State Sensors, Piezoelectric and Ultrasonic Sensors. Actuators – Brushless Permanent Magnet DC Motor – PM, VR and Hybrid Stepper motors – DC and AC Servo Motors

UNIT – II SIGNAL CONDITIONING CIRCUITS AND PLC**9**

Operational Amplifiers – Inverting and Non-Inverting Amplifier – Wheatstone bridge Amplifier – Instrumentation Amplifier – PID Controller, Protection Circuits, Filtering Circuits, Multiplexer, Data Logger and Data Acquisition System –, Switching Loads by Power Semiconductor Devices Circuits – Thyristors – TRIAC – Darlington Pair – MOSFET and Relays.
PLC – Architecture – Input / Output Processing – Logic Ladder Programming – Functional Block Programming using Timers and Counters – Applications.

UNIT – III FUNDAMENTALS OF IoT AND EMBEDDED SYSTEMS**9**

The Internet of Things (IoT) - Introduction to the IoT Framework – IoT Enabling Technologies- The Effective Implementation of IoT: The Detailed Procedure. Embedded Systems: An Introduction - Single-Chip Microcontroller Systems - Single-Board Microcontroller Systems - Single-Board Computer Systems - Embedded Systems: Peripherals - Software Considerations

UNIT – IV CONTROLLERS**9**

Foundation topics: Programming Languages: C++ and Python - The Linux Operating System. Arduino: The Arduino Boards - Arduino Peripherals- Arduino IDE – ESP8266 Wi-Fi module. Raspberry Pi: The Raspberry Pi Boards - The Raspberry Pi Peripherals - The Raspberry Pi Operating System. (typical peripherals) Interfacing and Controlling I/O devices by Arduino and Raspberry Pi: LEDs - Push buttons - Light intensity sensor - Ultrasonic distance sensor – Temperature sensor- Humidity sensor - Sensor and Actuator interactions

UNIT – V MECHATRONICS AND IoT CASE STUDIES**9**

Mechatronics systems: Drone actuation and Control -Autonomous Robot with Vision System, Automotive Mechatronics: Electronic Ignition System - ABS - EBD - Adaptive Cruise Control. IoT case studies: Remote Monitoring Systems- Remotely Operated Autonomous Systems - Centralized Water Management System - IoT Enabled Robotic Camera Dolly - Portable, Wireless, Interactive IoT Sensors for Agriculture - IoT Vehicle Management System with Network Selection.

TOTAL:45 PERIODS

OUTCOMES: At the end of the course the students would be able to

1. Explain Select suitable sensors and actuators to develop mechatronics systems.
2. Discuss Devise proper signal conditioning circuit for mechatronics systems, and also able to implement PLC as a controller for an automated system.
3. Elucidate the fundamentals of IoT and Embedded Systems
4. Discuss Control I/O devices through Arduino and Raspberry Pi.
5. Design and develop an apt mechatronics/IoT based system for the given real-time application.

TEXT BOOKS:

1. Bradley D.A., Burd N.C., Dawson D., Loader A.J., "Mechatronics: Electronics in Products and Processes", Routledge, 2017.
2. Sami S.H and Kisheen Rao G "The Internet of Mechanical Things: The IoT Framework for Mechanical Engineers", CRC Press, 2022.

REFERENCES:

1. John Billingsley, "Essentials of Mechatronics", Wiley, 2006
2. David H., Gonzalo S., Patrick G., Rob B. and Jerome H., "IoT Fundamentals: Networking Technologies, Protocols, and Use Cases for the Internet of Things", Pearson Education, 2018.
3. Nitin G and Sharad S, "Internet of Things: Robotic and Drone Technology", CRC Press, 2022
4. Newton C. Braga, "Mechatronics for The Evil Genius", McGrawHill, 2005.
5. Bell C., "Beginning Sensor Networks with Arduino and Raspberry Pi", Apress, 2013

CO	PO												PSO		
	1	2	3	4	5	6	7	8	9	10	11	12	1	2	3
1	3	2	1	1	1	-	-	-	-	-	-	-	1	2	3
2	3	3	3	1	2	-	-	-	1	-	-	2	1	2	3
3	3	1	2	1	2	-	2	-	-	-	-	-	1	2	3
4	3	3	3	3	3	-	-	-	3	-	-	3	1	2	3
5	3	3	3	3	3	-	2	-	3	-	-	3	1	2	3
Low (1) ; Medium (2) ; High (3)															

ME3792**COMPUTER INTEGRATED MANUFACTURING**

L	T	P	C
3	0	0	3

COURSE OBJECTIVES

- 1 To provide the overview of evolution of automation, CIM and its principles.
- 2 To learn the various Automation tools, include various material handling system.
- 3 To train students to apply group technology and FMS.
- 4 To familiarize the computer aided process planning in manufacturing.
- 5 To introduce to basics of data transaction, information integration and control of CIM.

UNIT – I**INTRODUCTION****9**

Introduction to CAD, CAM, CAD/CAM and CIM - Evolution of CIM – CIM wheel and cycle – Production concepts and mathematical models – Simple problems in production models – CIM hardware and software – Major elements of CIM system – Three step process for implementation of CIM – Computers in CIM – Computer networks for manufacturing – The future automated factory – Management of CIM – safety aspects of CIM– advances in CIM

UNIT – II**AUTOMATED MANUFACTURING SYSTEMS****9**

Automated production line – system configurations, work part transfer mechanisms – Fundamentals of Automated assembly system – System configuration, Part delivery at workstations – Design for automated assembly – Overview of material handling equipments – Consideration in material handling system design – The 10 principles of Material handling. Conveyor systems – Types of conveyors – Operations and features. Automated Guided Vehicle system – Types & applications – Vehicle guidance technology – Vehicle management and safety. Storage system performance – storage location strategies – Conventional storage methods and equipments – Automated storage/Retrieval system and Carousel storage system Deadlocks in Automated manufacturing systems – Petrinet models – Applications in Dead lock avoidance – smart manufacturing – Industry 4.0 - Digital manufacturing – Virtual manufacturing

UNIT – III GROUP TECHNOLOGY AND FMS**9**

Part families – Visual – Parts classification and coding – Production flow analysis – Grouping of parts and Machines by rank order clustering method – Benefits of GT – Case studies. FMS – Components – workstations – FMS layout configurations – Computer control systems – FMS planning and implementation issues – Architecture of FMS – flow chart showing various operations in FMS – Machine cell design – Composite part concept, Holier method, Key machine concept – Quantitative analysis of FMS – Bottleneck model – Simple and complicated problems – Extended Bottleneck model - sizing the FMS – FMS applications, Benefits.

UNIT – IV PROCESS PLANNING**9**

Process planning – Activities in process planning, Informations required. From design to process planning – classification of manufacturing processes – Selection of primary manufacturing processes – Sequencing of operations according to Anteriorities – various examples – forming of Matrix of Anteriorities – case study. Typical process sheet – case studies in Manual process planning. Computer Aided Process Planning – Process planning module and data base – Variant process planning – Two stages in VPP – Generative process planning – Flow chart showing various activities in generative PP – Semi generative process planning- Comparison of CAPP and Manual PP.

UNIT – V PROCESS CONTROL AND DATA ANALYSIS**9**

Introduction to process model formulation – linear feedback control systems – Optimal control – Adaptive control –Sequence control and PLC& SCADA. Computer process control – Computer process interface – Interface hardware – Computer process monitoring – Direct digital control and Supervisory computer control - Overview of Automatic identification methods – Bar code technology –Automatic data capture technologies.- Quality management (SPC) and automated inspection

TOTAL :45 PERIODS

OUTCOMES: At the end of the course the students would be able to

1. Discuss the basics of computer aided engineering.
2. Choose appropriate automotive tools and material handling systems.
3. Discuss the overview of group technology, FMS and automation identification methods.
4. Design using computer aided process planning for manufacturing of various components
5. Acquire knowledge in computer process control techniques.

TEXT BOOKS:

1. Shivanand H K, Benal M M and Koti V, Flexible Manufacturing System, New Age, 2016.
2. CIM: Computer Integrated Manufacturing: Computer Steered Industry Book by August-Wilhelm Scheer

REFERENCES:

1. Alavudeen and Venkateshwaran, Computer Integrated Manufacturingll, PHI Learning Pvt. Ltd., New Delhi, 2013.
2. Gideon Halevi and Ronald D. Weill, Principles of Process Planningll, Chapman Hall, 1995.
3. James A. Retrg, Herry W. Kraebber, Computer Integrated Manufacturingll, Pearson Education, Asia,3rdEdition,2004.
4. Mikell P. Groover, Automation, Production system and Computer integrated Manufacturing, Prentice Hall of India Pvt. Ltd., 4thEdition, 2014.
5. Radhakrishnan P, Subramanian S and Raju V, CAD/CAM/CIM, New Age International Publishers, 3rd Edition, 2008.

CO	PO												PSO		
	1	2	3	4	5	6	7	8	9	10	11	12	1	2	3
1	3	2	2	1	2				1			1	2	1	3
2	3	2	2	1	2				1			1	2	1	3
3	3	2	2	1	2				1			1	2	1	3
4	3	2	2	1	2				1			1	2	1	3
5	3	2	2	1	2				1			1	2	1	3
Low (1) ; Medium (2) ; High (3)															

COURSE DESCRIPTION

This course aims to provide a broad understanding about the modern values and ethical principles that have evolved and are enshrined in the Constitution of India with regard to the democratic, secular and scientific aspects. The course is designed for undergraduate students so that they could study, understand and apply these values in their day to day life.

COURSE OBJECTIVES:

- To create awareness about values and ethics enshrined in the Constitution of India
- To sensitize students about the democratic values to be upheld in the modern society.
- To inculcate respect for all people irrespective of their religion or other affiliations.
- To instill the scientific temper in the students' minds and develop their critical thinking.
- To promote sense of responsibility and understanding of the duties of citizen.

UNIT I DEMOCRATIC VALUES**6**

Understanding Democratic values: Equality, Liberty, Fraternity, Freedom, Justice, Pluralism, Tolerance, Respect for All, Freedom of Expression, Citizen Participation in Governance – World Democracies: French Revolution, American Independence, Indian Freedom Movement.

Reading Text: Excerpts from John Stuart Mills' *On Liberty*

UNIT II SECULAR VALUES**6**

Understanding Secular values – Interpretation of secularism in Indian context - Disassociation of state from religion – Acceptance of all faiths – Encouraging non-discriminatory practices.

Reading Text: Excerpt from *Secularism in India: Concept and Practice* by Ram Puniyani

UNIT III SCIENTIFIC VALUES**6**

Scientific thinking and method: Inductive and Deductive thinking, Proposing and testing Hypothesis, Validating facts using evidence based approach – Skepticism and Empiricism – Rationalism and Scientific Temper.

Reading Text: Excerpt from *The Scientific Temper* by Antony Michaelis R

UNIT IV SOCIAL ETHICS**6**

Application of ethical reasoning to social problems – Gender bias and issues – Gender violence – Social discrimination – Constitutional protection and policies – Inclusive practices.

Reading Text: Excerpt from *21 Lessons for the 21st Century* by Yuval Noah Harari

UNIT V SCIENTIFIC ETHICS**6**

Transparency and Fairness in scientific pursuits – Scientific inventions for the betterment of society - Unfair application of scientific inventions – Role and Responsibility of Scientist in the modern society.

Reading Text: Excerpt from *American Prometheus: The Triumph and Tragedy of J.Robert Oppenheimer* by Kai Bird and Martin J. Sherwin.

TOTAL: 30 PERIODS**COURSE OUTCOMES**

Students will be able to

- CO1 : Identify the importance of democratic, secular and scientific values in harmonious functioning of social life
- CO2 : Practice democratic and scientific values in both their personal and professional life.
- CO3 : Find rational solutions to social problems.
- CO4 : Behave in an ethical manner in society
- CO5 : Practice critical thinking and the pursuit of truth.

REFERENCES:

1. The Nonreligious: Understanding Secular People and Societies, Luke W. Galen Oxford University Press, 2016.
2. Secularism: A Dictionary of Atheism, Bullivant, Stephen; Lee, Lois, Oxford University Press, 2016.
3. The Oxford Handbook of Secularism, John R. Shook, Oxford University Press, 2017.
4. The Civic Culture: Political Attitudes and Democracy in Five Nations by Gabriel A. Almond and Sidney Verba, Princeton University Press,
5. Research Methodology for Natural Sciences by Soumitro Banerjee, IISc Press, January 2022

GE3792	INDUSTRIAL MANAGEMENT	L	T	P	C
		3	0	0	3

COURSE OBJECTIVES

- 1 To study the basic concepts of management; approaches to management; contributors to management studies; various forms of business organization and trade unions function in professional organizations.
- 2 To study the planning; organizing and staffing functions of management in professional organization.
- 3 To study the leading; controlling and decision making functions of management in professional organization.
- 4 To learn the organizational theory in professional organization.
- 5 To learn the principles of productivity and modern concepts in management in professional organization.

UNIT – I INTRODUCTION TO MANAGEMENT 9

Management: Introduction; Definition and Functions – Approaches to the study of Management – Mintzberg's Ten Managerial Roles – Principles of Taylor; Fayol; Weber; Parker – Forms of Organization: Sole Proprietorship; Partnership; Company (Private and Public); Cooperative – Public Sector Vs Private Sector Organization – Business Environment: Economic; Social; Political; Legal – Trade Union: Definition; Functions; Merits & Demerits.

UNIT – II FUNCTIONS OF MANAGEMENT - I 9

Planning: Characteristics; Nature; Importance; Steps; Limitation; Planning Premises; Strategic Planning; Vision & Mission statement in Planning– Organizing: Organizing Theory; Principles; Types; Departmentalization; Centralization and Decentralization; Authority & Responsibility – Staffing: Systems Approach; Recruiting and Selection Process; Human Resource Development (HRD) Concept and Design.

UNIT – III FUNCTIONS OF MANAGEMENT - II 9

Directing (Leading): Leadership Traits; Style; Morale; Managerial Grids (Blake-Mouton, Reddin) – Communication: Purpose; Model; Barriers – Controlling: Process; Types; Levels; Guidelines; Audit (External, Internal, Merits); Preventive Control – Decision Making: Elements; Characteristics; Nature; Process; Classifications.

UNIT – IV ORGANIZATION THEORY 9

Organizational Conflict: Positive Aspects; Individual; Role; Interpersonal; Intra Group; Inter Group; Conflict Management – Maslow's hierarchy of needs theory; Herzberg's motivation-hygiene theory; McClelland's three needs motivation theory; Vroom's valence-expectancy theory – Change Management: Concept of Change; Lewin's Process of Change Model; Sources of Resistance; Overcoming Resistance; Guidelines to managing Conflict.

UNIT – V PRODUCTIVITY AND MODERN TOPICS**9**

Productivity: Concept; Measurements; Affecting Factors; Methods to Improve – Modern Topics (concept, feature/characteristics, procedure, merits and demerits): Business Process Reengineering (BPR); Benchmarking; SWOT/SWOC Analysis; Total Productive Maintenance; Enterprise Resource Planning (ERP); Management of Information Systems (MIS), Industry 4.0.

TOTAL:45 PERIODS**OUTCOMES:** At the end of the course the students would be able to

1. Discuss basic concepts of management; approaches to management; contributors to management studies; various forms of business organization and trade unions function in professional organizations.
2. Discuss the planning; organizing and staffing functions of management in professional organization.
3. Apply the leading; controlling and decision making functions of management in professional organization.
4. Discuss the organizational theory in professional organization.
5. Apply principles of productivity and modern concepts in management in professional organization.

TEXT BOOKS:

1. M. Govindarajan and S. Natarajan, "Principles of Management", Prentice Hall of India, New Delhi, 2009.
2. Koontz. H. and Weihrich. H., "Essentials of Management: An International Perspective", 8th Edition, Tata McGrawhill, New Delhi, 2010.

REFERENCES:

1. Joseph J, Massie, "Essentials of Management", 4th Edition, Pearson Education, 1987.
2. Saxena, P. K., "Principles of Management: A Modern Approach", Global India Publications, 2009.
3. S.Chandran, "Organizational Behaviours", Vikas Publishing House Pvt. Ltd., 1994.
4. Richard L. Daft, "Organization Theory and Design", South Western College Publishing, 11th Edition, 2012.
5. S. TrevisCerto, "Modern Management Concepts and Skills", Pearson Education, 2018.

CO	PO												PSO		
	1	2	3	4	5	6	7	8	9	10	11	12	1	2	3
1			1	1		3	2	3	2	3	2	3	1	1	1
2			1	1		3	2	3	2	3	2	3	1	1	1
3			1	1		3	2	3	2	3	2	3	1	1	1
4			1	1		3	2	3	2	3	2	3	1	1	1
5			1	1		3	2	3	2	3	2	3	1	1	1
Low (1) ; Medium (2) ; High (3)															

COURSE OBJECTIVES

1. To study the concept of mechatronics to design, modelling and analysis of basic electrical hydraulic systems.
2. To provide the hands on-training in the control of linear and rotary actuators.
3. To study the concepts and fundamentals of IoT, sensors, actuators and IoT boards

MECHATRONICS**LIST OF EXPERIMENTS:**

1. Measurement of Linear/Angular of Position, Direction and Speed using Transducers.
2. Measurement of Pressure, Temperature and Force using Transducers.
3. Speed and Direction control of DC Servomotor, AC Servomotor and Induction motors.
4. Addition, Subtraction and Multiplication Programming in 8051.
5. Programming and Interfacing of Stepper motor and DC motor using 8051/PLC.
6. Programming and Interfacing of Traffic Light Interface using 8051.
7. Sequencing of Hydraulic and Pneumatic circuits.
8. Sequencing of Hydraulic, Pneumatic and Electro-pneumatic circuits using Software.
9. Electro-pneumatic/hydraulic control using PLC.
10. Vision based image acquisition and processing technique for inspection and classification.

INTERNET OF THINGS

1. Familiarization with concept of IoT and its open source microcontroller/SBC.
2. Write a program to turn ON/OFF motor using microcontroller/SBC through internet.
3. Write a program to interface sensors to display the data on the screen through internet.
4. Interface the sensors with microcontroller/SBC and write a program to turn ON/OFF Solenoid valve through internet when sensor data is detected.
5. To interface sensor with microcontroller/SBC and write a program to turn ON/OFF Linear/Rotary Actuator through IoT when sensor data is detected.
6. To interface Bluetooth/Wifi with microcontroller/SBC and write a program to send sensor data to smart phone using Bluetooth/wifi.

TOTAL : 60 PERIODS**OUTCOMES: At the end of the course the students would be able to**

1. Demonstrate the functioning of mechatronics systems with various pneumatic, hydraulic and electrical systems.
2. Demonstrate the microcontroller and PLC as controllers in automation systems by executing proper interfacing of I/O devices and programming
3. Demonstrate the sensing and actuation of mechatronics elements using IoT.

PO												PSO
3	4	5	6	7	8	9	10	11	12	1	2	3
1	1	3	-	-	-	3	-	-	3	1	1	3
1	1	3	-	-	-	3	-	-	3	1	1	3
3	3	3	-	-	-	3	-	-	3	3	3	3
Low (1) ; Medium (2) ; High (3)												

COURSE OBJECTIVE:

The objective of this course is to help the students to develop the ability to solve a specific problem right from its identification and literature review till the successful solution of the same, and to train the students in preparing project reports and to face reviews and viva voce examination.

The students in a group of 3 to 4 works on a topic approved by the head of the department under the guidance of a faculty member and prepares a comprehensive project report after completing the work to the satisfaction of the supervisor. The progress of the project is evaluated based on a minimum of three reviews. The review committee may be constituted by the Head of the Department. A project report is required at the end of the semester. The project work is evaluated based on oral presentation and the project report jointly by external and internal examiners constituted by the Head of the Department.

TOTAL: 300 PERIODS**COURSE OUTCOME:**

At the end of this course, students will be able to

1. Take up any challenging practical problems and find solution by formulating proper methodology.

CO	PO												PSO			
	1	2	3	4	5	6	7	8	9	10	11	12	1	2	3	
1	1	1	1	1	1	1	1	1	1	1	1	1	1	1	1	1
Avg.	1	1	1	1	1	1	1	1	1	1	1	1	1	1	1	1

CME331	AUTOMOTIVE MATERIALS, COMPONENTS, DESIGN AND TESTING	L	T	P	C
		2	0	2	3

COURSE OBJECTIVES

1. To study the functional requirements of engine components and suitable materials
2. To learn to design of cylinder and piston components
3. To learn to design of connecting rod and crank shaft
4. To learn to design of flywheel and valve train
5. To study the Engine Testing cycles, Emission measurement technologies

UNIT – I	FUNCTIONAL REQUIREMENTS OF ENGINE COMPONENTS AND SUITABLE MATERIALS	6
-----------------	--	----------

Functional requirements of engine components – Piston, piston pin, cylinder liner, connecting rod, crank shaft, valves, spring, engine block, cylinder head, and flywheel. Suitable materials for engine components.

UNIT – II	DESIGN OF CYLINDER AND PISTON COMPONENTS	6
------------------	---	----------

Design of cylinder, cylinder head, piston, piston rings and piston pin – more details in necessary

UNIT – III	DESIGN OF CONNECTING ROD AND CRANK SHAFT	6
-------------------	---	----------

Design of connecting rod – Shank design – small end design – big end design – bolts design. Design of overhang crank shaft under bending and twisting – Crank pin design – Crank web design – Shaft design.

UNIT – IV	DESIGN OF FLYWHEEL AND VALVE TRAIN	6
------------------	---	----------

Design of valve – inlet valve – exhaust valve - Valve springs – tappet – rocker arm. Determination of mass of flywheel for a given coefficient of fluctuation of speed. Design of flywheel - rim - hub - arm.

UNIT – V ENGINE TESTING

6

Engine test cycles – WLTC – WHSC – WHVC – NRTC – ISO 8178. Dynamometer - Chassis dynamometer - transient dynamometer. Emission measurement technologies and instruments - NOX – Smoke – Particulate matter – CO – CO2 - HC.-Particle counter

TOTAL=30 PERIODS

EXPERIMENTS

1. Design and animate Piston Cylinder assembly and motion study using CAD software.
2. Design and simulate Connecting rod and crank shaft
3. Design flywheel and valve
4. Design and simulate Two Cylinder Engine assembly using CAD software.
5. Conduct the engine performance test using analysis software
6. Conduct the emission test using analysis software

TOTAL = 30 PERIODS

OUTCOMES:

At the end of the course the students would be able to

1. Discuss the requirements of engine components and select suitable materials.
2. Apply the concept of design to cylinder and piston components and solve problems.
3. Apply the concept of design to Connecting rod and crank shaft and solve problems.
4. Apply the concept of design to flywheel and valve train and solve problems.
5. Discuss engine teste cycles, dynamometer and emission measurement technologies and instruments

TEXT BOOKS:

1. Khurmi. R.S. & Gupta. J.K., "A text book of Machine Design", Eurasia Publishing House (Pvt) Ltd, 2001.
2. The Automotive Chassis: Volume 1: Components Design (Mechanical Engineering Series) by Giancarlo Genta and Lorenzo Morello | 24 December 2019

REFERENCES:

1. Hiroshima Yamagata, "The science and technology of materials in automotive engines", Woodhead Publishing Limited, Cambridge, England
2. Jain.R.K, "Machine Design", Khanna Publishers, New Delhi, 2005.
3. Manufacturing Automotive Components from Sustainable Natural Fiber Composites (SpringerBriefs in Materials) by Lobna A. Elseify, Mohamad Midani, et al. | 9 August 2021
4. Mechanical and Materials Engineering of Modern Structure and Component Design (Advanced Structured Materials Book 70) by Andreas Öchsner and Holm Altenbach | 6 June 2015
5. Advanced Technology for Design and Fabrication of Composite Materials and Structures: Applications to the Automotive, Marine, Aerospace and Applications of Fracture Mechanics) by George C. Sih, Alberto Carpinteri, et al. | 15 December 2010

CO	PO												PSO		
	1	2	3	4	5	6	7	8	9	10	11	12	1	2	3
1	3	2	3	2	2				1			1	3	3	2
2	3	2	3	2	2				1			1	3	3	2
3	3	2	3	2	2				1			1	3	3	2
4	3	2	3	2	2				1			1	3	3	2
5	3	2	3	2	2				1			1	3	3	2

Low (1) ; Medium (2) ; High (3)

CME332	CONVENTIONAL AND FUTURISTIC VEHICLE TECHNOLOGY	L	T	P	C
		3	0	0	3

COURSE OBJECTIVES

- 1 To study the advanced engine technologies
- 2 To learn various advanced combustion technologies and its benefits
- 3 To learn the methods of using low carbon fuels and its significance
- 4 To learn and understand the hybrid and electric vehicle configurations
- 5 To study the application of fuel cell technology in automotives

UNIT – I ADVANCED ENGINE TECHNOLOGY 9

Gasoline Direct Injection, Common Rail Direct Injection, Variable Compression Ratio Turbocharged Engines, Electric Turbochargers, VVT, Intelligent Cylinder De-activation, After Treatment Technologies, Electric EGR, Current EMS architecture.

UNIT – II COMBUSTION TECHNOLOGY 9

Spark Ignition combustion, Compression Ignition Combustion, Conventional Dual Fuel Combustion, Low Temperature Combustion Concepts– Controlled Auto Ignition, Homogeneous Charge Compression Ignition, Premixed Charge Compression Ignition, Partially Premixed Compression Ignition, Reactivity Controlled Compression Ignition, Gasoline Direct Injection Compression Ignition.

UNIT – III LOW CARBON FUEL TECHNOLOGY 9

Alcohol Fuels, Ammonia Fuel and Combustion, Methane Technology, Dimethyl Ether, Hydrogen Fuel Technology, Challenges, and way forward

UNIT – IV HYBRID AND ELECTRIC VEHICLE (BATTERY POWERED) 9

Conventional Hybrids (Conventional ICE + Battery), Modern Hybrids (RCCI/GDCI Engine + Battery), Pure Electric Vehicle Technology – Challenges and Way forward

UNIT – V FUEL CELL TECHNOLOGY 9

Fuel cells for automotive applications - Technology advances in fuel cell vehicle systems - Onboard hydrogen storage - Liquid hydrogen and compressed hydrogen - Metal hydrides, Fuel cell control system - Alkaline fuel cell - Road map to market.

TOTAL :45 PERIODS

OUTCOMES: At the end of the course the students would be able to

1. Discuss the latest trends in engine technology
2. Discuss the need of advanced combustion technologies and its impact on reducing carbon foot-print on the environment.
3. Analyzing the basic characteristics of low carbon fuels, its impact over conventional fuels and in achieving sustainable development goals.
4. Discuss the working and energy flow in various hybrid and electric configurations.
5. Analyzing the need for fuel cell technology in automotive applications.

TEXT BOOKS:

1. Mehrdad Ehsani, Yimi Gao, Sebastian E. Gay, Ali Emadi, Modern Electric, Hybrid Electric and Fuel Cell Vehicles: Fundamentals, Theory and Design, CRC Press, 2004.
2. Rakesh Kumar Maurya, Characteristics and Control of Low Temperature Combustion Engines. ISBN 978-3-319-68507-6 , SPRINGER

REFERENCES:

1. Iqbal Hussein, Electric and Hybrid Vehicles: Design Fundamentals, CRC Press, 2003.

2. James Larminie, John Lowry, Electric Vehicle Technology Explained, Wiley, 2003
3. Rand D.A.J, Woods, R & Dell RM Batteries for Electric vehicles, John Wiley & Sons, 1998
4. Iqbal Hussein, Electric and Hybrid Vehicles: Design Fundamentals, CRC Press, 2003.
5. James Larminie, John Lowry, Electric Vehicle Technology Explained, Wiley, 2003

CO	PO												PSO		
	1	2	3	4	5	6	7	8	9	10	11	12	1	2	3
1	3	2	2	2	2				1			1	3	2	2
2	3	2	2	2	2				1			1	3	2	2
3	3	2	2	2	2				1			1	3	2	2
4	3	2	2	2	2				1			1	3	2	2
5	3	2	2	2	2				1			1	3	2	2
Low (1) ; Medium (2) ; High (3)															



CME333

**RENEWABLE POWERED OFF HIGHWAY
VEHICLES AND EMISSION CONTROL
TECHNOLOGY**

L	T	P	C
3	0	0	3

COURSE OBJECTIVES

- 1 To study the low and zero carbon fuels suitability and methods of use in off-road vehicles.
- 2 To learn and understand the green energy production methodologies and its use in off-road vehicle categories.
- 3 To learn various fuel cell types and its suitability in off-highway vehicles applications
- 4 To illustrate the impact of in-cylinder technologies on engine out emissions control.
- 5 To study the existing after-treatment technologies used in off-highway vehicle applications.

UNIT – I LOW AND ZERO CARBON FUELS POWERED OFF-HIGHWAY 9
VEHICLES

Ethanol, Methanol, Butanol, Biodiesel, CNG, LNG, DME, Polyoxymethylene Dimethyl Ether (PODE), Ammonia and Hydrogen Fuels suitability, methods, and technologies for powering off-road vehicles.

UNIT – II GREEN ENERGY POWERED OFF-HIGHWAY VEHICLES 9

Solar Technology for Green Electricity, Green Electricity for Hydrogen Production, Hydrogen Smart Grid Technologies, Hydrogen to ICE powered vehicles, Hydrogen to Fuel Cell Powered Vehicles.

UNIT – III FUEL CELL POWERED OFF-HIGHWAY VEHICLES 9

Fuel Cell, Types, Applications, Fuel Cell Requirement, Sizing and Design for Off-Highway applications, Merits and Demerits, Pathway to overcome the limitations. Scope of the fuel cell research on Off-road vehicle applications.

UNIT – IV IN-CYLINDER TREATMENT TECHNOLOGIES 9

Low temperature Combustion Modes - Homogeneous Charge Compression Ignition, Premixed-Charge Compression Ignition, Reactivity Controlled Compression Ignition, Gasoline Direct Injection Compression Ignition, Water Injection Technologies.

UNIT – V AFTER TREATMENT TECHNOLOGIES 9

Diesel Oxidation Catalyst, Diesel Particulate Filter, Selective Catalytic Reduction, Ammonia slip / clean up catalyst. CO₂ absorption techniques, Waste Heat Recovery and Organic Rankine Cycle.

TOTAL :45 PERIODS

OUTCOMES: At the end of the course the students would be able to

1. Evaluate the availability, suitability, and its role in off-road vehicle categories in reducing the carbon footprint on the environment.
2. Gain the knowledge on various green energy production methods and its impact on meeting energy demand of off-road vehicle applications.
3. Develop the working of fuel cell, various fuel cell types, and its design for off-road vehicle applications.
4. Gain the knowledge on various in-cylinder low temperature combustion technologies and its key role in controlling the engine-out emissions.
5. Develop the working of various existing aftertreatment systems in controlling the engine out emissions.

TEXT BOOKS:

1. John Twidell, and Tony Weir. Renewable Energy Sources – 3rd Edition 2015,
2. Rakesh Kumar Maurya, Characteristics and Control of Low Temperature Combustion Engines.

REFERENCES:

1. Daniel J Holt. Fuel Cell Powered Vehicles: Automotive Technology of the Future. Society of Automotive Engineers, 2001 - Technology & Engineering,

UNIT – V SIMULATION OF SAFETY CONCEPTS**9**

Active safety: driving safety, conditional safety, perceptibility safety, operating safety passive safety: exterior safety, interior safety, deformation behavior of vehicle body, speed and acceleration characteristics of passenger compartment on impact. Collision warning system, causes of rear end collision, frontal object detection, rear vehicle object detection system, object detection system with braking system Interactions.

TOTAL:45 PERIODS**OUTCOMES:** At the end of the course the students would be able to

1. The students have the knowledge of vehicle health monitoring, maintenance and safety.
2. The students able to maintenance of powertrain.
3. The students can ability to maintenance of Vehicle system.
4. Explain and awareness of vehicle safety.
5. Explain the simulation of safety concepts.

TEXT BOOKS:

1. 5th Edition, "Advanced Automotive Fault Diagnosis Automotive Technology: Vehicle Maintenance and Repair" By Tom Denton
2. Safety Management System and Documentation Training Programme Handbook by S. V. Paul ISBN: 9788123923444

REFERENCES:

1. Ed May, "Automotive Mechanics Volume One" and Two, Mc Graw Hill Publications, Tenth edition, 2018
2. Bosch Automotive Handbook, Tenth Edition, 2018
3. Jack Erjavek, "A systems approach to Automotive Technology", Cengage Learning, 5th Edition, 2012
4. William H. Crouse and Donald L. Anglin, "Automotive Mechanics", Tata McGraw Hill, 10th Edition, 2004.
5. Vehicle Service Manuals of Reputed Indian Manufacturers.

CO	PO												PSO		
	1	2	3	4	5	6	7	8	9	10	11	12	1	2	3
1	3	2	2	1	1				1			1	3	2	2
2	3	2	2	1	1				1			1	3	2	2
3	3	2	2	1	1				1			1	3	2	2
4	3	2	2	1	1				1			1	3	2	2
5	3	2	2	1	1				1			1	3	2	2
Low (1) ; Medium (2) ; High (3)															

CME335 CAE AND CFD APPROACH IN FUTURE MOBILITY L T P C
2 0 2 3

COURSE OBJECTIVES

- 1 To study the use of computer in mobility software or mobility.
- 2 To study the concepts computer aided design and rapid prototyping
- 3 To introduce the basic concepts of the finite elements methods.
- 4 To introduce basics and fundamental of the computational fluid dynamics
- 5 To introduce Turbulence Modelling and various simulation techniques.

UNIT – I INTRODUCTION TO CAE /CFD 6
Introduction to use of computer in Mobility Product Life Cycle, Software for mobility. Introduction to design process and role of computers in the design process, use of modern computational tools used for design and analysis, Concept of modelling and simulation. CFD as a design and research tool, Applications of CFD in mobility engineering

UNIT – II CAD AND RAPID PROTOTYPING 6
Curves and Surfaces: Geometric modelling curves and surfaces, Wire frame models, Parametric representations, Parametric curves and surfaces, Solid modelling: Fundamentals of solid modelling, Different solid representation schemes, Boundary representation (B-rep), Constructive solid geometry (CSG). Mechanism design and assembly. CAD/CAM Data Exchange Formats: Types of file formats & their exchange, Graphics standards. CAD Data and Programming Techniques for RP: Transformations, Solid modelling for RP, Surface modelling, STL file generation, Defects in STL files and repairing algorithms, Interface formats

UNIT – III INTRODUCTION TO FEA 6
Basic Concept of Finite Element Method, Ritz and Rayleigh Ritz methods, Method of weighed residuals, Galerkin method. Governing differential equations of one- and two dimensional problems, One Dimensional Second Order Equations – Discretization – Linear and Higher order Elements – Interpolation and shape functions, Derivation of Shape functions and Stiffness matrices and force vectors-Assembly of Matrices - Solution of static problems and case studies in stress analysis of mechanical components using 2D and 3D elements

UNIT – IV INTRODUCTION TO CFD 6
CFD vs. experimentation; continuity, navier-stokes and energy equations; modelling and discretization techniques; basic steps in CFD computation Various simplifications, Dimensionless equations and parameters, Incompressible inviscid flows, Source panel method, and Vortex panel method. Conservation form of the equations, shock fitting and shock capturing, Time marching and space marching. 3-D structured and unstructured grid generation, mesh smoothing and sensitivity checks

UNIT – V PROBLEM SOLVING USING CFD 6
Turbulence Modelling, different turbulent modelling scheme. Incompressible Viscous Flows:, Applications to internal flows and boundary layer flows. Eddy viscosity and non-eddy viscosity models; Vehicle Aerodynamic Simulation Wind tunnel and on-road simulation of vehicles; Simulation of Ahmed and Windsor bodies; Vorticity based grid-free simulation technique; simulation in climatic and acoustic wind tunnels; velocity vector and pressure contour simulation

TOTAL :30 PERIODS

CAE AND CFD LABORATORY

1. Coupled analysis of structural / thermal
2. buckling analysis
3. CFD simulation of flow analysis over a Cylinder Surface 3D
4. CFD simulation of Intermixing of Fluids in a Bent-Pipe 3D
5. CFD simulation of flow and heat transfer analysis of Double Pipe Counter Flow Heat Exchanger
6. Design & processing of Engine components by RPT

TOTAL :30 PERIODS

OUTCOMES: At the end of the course the students would be able to

1. discuss the basic concept of the CAE /CFD
2. Develop the computer aided design and rapid prototyping.
3. Discuss the basic concept of Finite Element methods.
4. discuss the concepts of computational fluid dynamics
5. solving the problem and simulation using computational fluid dynamics.

TEXT BOOKS:

1. Computational Fluid Dynamics: A Practical Approach by Jiyuan Tu, Guan Heng Yeoh, Chaoqun Liu
2. Applied Computational Fluid Dynamics by S. C. Gupta

UNIT – V DRIVE SIZING AND ENERGY MANAGEMENT STRATEGIES 9

Sizing the drive system: Matching the electric machine and the internal combustion engine (ICE), Sizing the propulsion motor, sizing the power electronics, selection of appropriate energy storage technology, Energy Management Strategies: Introduction to energy management strategies used in hybrid and electric vehicles, classification, and comparison of energy management strategies, Implementation issues.

TOTAL:45 PERIODS

OUTCOMES: At the end of the course the students would be able to

1. Discuss Characterise and configure hybrid drivetrains requirement for a vehicle
2. Design and apply appropriate hybrid and electric drive trains in a vehicle
3. Design and install suitable AC and DC drives for electric vehicles.
4. Discuss arrive at a suitable energy storage system for a hybrid / electric vehicle
5. Apply energy management strategies to ensure better economy and efficiency

TEXT BOOKS:

1. Iqbal Husain, —Electric and Hybrid Vehicles: Design FundamentalsII, Third Edition, 2021
2. James Larminie, John Lowry, Electric Vehicle Technology Explained, Wiley, 2003

REFERENCES:

1. Mehrdad Ehsani, Yimi Gao, Sebastian E. Gay, Ali Emadi, Modern Electric, Hybrid Electric and Fuel Cell Vehicles: Fundamentals, Theory and Design, CRC Press, 2004.
2. Rand D.A.J, Woods, R & Dell RM Batteries for Electric vehicles, John Wiley & Sons, 1998
3. Hybrid, Electric and Fuel-Cell Vehicles, International Edition by Jack Erjavec | 6 June 2012
4. Energy Management in Hybrid Electric Vehicles using Co-Simulation by Christian Paar | 11 February 2011
5. Hybrid Electric Vehicle Design and Control: Intelligent Omnidirectional Hybrids (MECHANICAL ENGINEERING) by Yangsheng Xu , Jingyu Yan, et al. | 16 December 2013

CO	PO												PSO		
	1	2	3	4	5	6	7	8	9	10	11	12	1	2	3
1	3	2	1	1	1	-	2	-	-	-	-	-	1	2	3
2	3	2	1	1	1	-	2	-	-	-	-	-	1	2	3
3	3	2	1	1	1	-	2	-	-	-	-	-	1	2	3
4	3	2	1	1	1	-	2	-	-	-	-	-	1	2	3
5	3	2	1	1	1	-	2	-	-	-	-	-	1	2	3
Low (1) ; Medium (2) ; High (3)															

CME337	THERMAL MANAGEMENT OF BATTERIES AND FUEL CELLS	L	T	P	C
		3	0	0	3

COURSE OBJECTIVES

- 1 To study the working principle of Li-ion Batteries and Battery Packs.
- 2 To learn the thermal management system in Battery modules.
- 3 To develop the different case studies in Battery Thermal Management System.
- 4 To learn the working principle of Fuel Cells cooling methods.
- 5 To learn the inside components of Thermal Management Systems in various famous Electric and Fuel Cell Electric Vehicles.

UNIT – I ADVANCED BATTERIES 9

Li-ion Batteries- chemistry, different formats, operating areas, efficiency, aging. Battery Management System- Configuration, Characteristics. Tesla Model S- 18650 Cell specifications, P85 Battery Pack mechanical structure, Texas Instruments BMS. Supercapacitors Vs batteries. Diamond battery concepts.

UNIT – II THERMAL MANAGEMENT IN BATTERIES 9

Thermal Management Systems- impact, Types- Air, Liquid, Direct refrigerant, Heat pipe, Thermo Electric, Phase Change Material Cooling methods. Solid-liquid PCM Types- Organic, Inorganic, Eutectics. PCM Thermal properties and applications. Tesla Model-S Battery Module- bonding techniques, thermal management.

UNIT – III BATTERY THERMAL MANAGEMENT CASE STUDIES 9

EV Battery Cooling- challenges and solutions. Heat Exchanger Design and Optimization Model for EV Batteries using PCMs- system set up, selection of PCMs. Chevrolet Volt Model Battery Thermal Management System- Case study. Modelling Liquid Cooling of a Li-Ion Battery Pack with COMSOL Multiphysics- simulation concepts.

UNIT – IV THERMAL MANAGEMENT IN FUEL CELLS 9

Fuel Cells- operating principle, hydrogen-air fuel cell system characteristics, other fuel cell technologies, polarization curves, applications. Fuel cell thermal management- basic model, energy balance, governing equations, characteristic curve, sizing, cooling methods, advantages, restrictions.

UNIT – V FUEL CELL THERMAL MANAGEMENT CASE STUDIES 9

Fuel cell system- balance of plant- components required. Fuel cell power plant sizing problems- Fuel Cell Electric Vehicle Fuel economy calculations-Battery EVs Vs Fuel Cell EVs. Toyota Mirai FCV- Operating principle, High pressure hydrogen tank, Boost convertor, NiMH Battery, Internal circulation system, Hydrogen refueling- Case studies.

TOTAL:45 PERIODS

OUTCOMES: At the end of the course the students would be able to

1. Discuss the different Li-ion Batteries and Fuel Cell performances.
2. Design a Battery Pack with appropriate PCM.
3. Apply Cooling Models using Simulation
4. Estimate fuel economy.
5. Utilize different Thermal Management System approaches during real world usage.

TEXT BOOKS:

1. Ibrahim Dinçer, Halil S. Hamut, and Nader Javani, "Thermal Management of Electric Vehicle Battery Systems", Wiley, 2017.
2. Jiuchun Jiang and Caiping Zhang, "Fundamentals and applications of Lithium-Ion batteries in Electric Drive Vehicles", Wiley, 2015.
3. Mehrdad Ehsani, Yimin Gao, Sebastien E. Gay and Ali Emadi, "Modern Electric, Hybrid Electric, and Fuel Cell Vehicles-Fundamentals, Theory, and Design", CRC Press, 2005.
4. John G. Hayes and G. Abas Goodarzi, "Electric Powertrain", Wiley, 2018
5. Davide Andrea, "Battery Management Systems for Large Lithium-Ion Battery Packs" ARTECH House, 2010.

REFERENCES:

1. Nag.P.K, "Engineering Thermodynamics", 5th Edition, Tata McGraw Hill Education, New Delhi, 2013.
2. "Vehicle thermal Management Systems Conference Proceedings", 1st Edition; 2013, Coventry Techno centre, UK
3. Younes Shabany," Heat Transfer: Thermal Management of Electronics Hardcover" 2010, CRC Press.
4. T. Yomi Obidi, "Thermal Management in Automotive applications", 2015, SAE International.
5. Jerry Sergent, Al Krum, "Thermal Management Handbook: For Electronic Assemblies Hardcover", 1998, Mc Graw- Hill.

CO	PO												PSO		
	1	2	3	4	5	6	7	8	9	10	11	12	1	2	3
1	3	2	2	1	1							1	3	2	2
2	3	2	2	1	1							1	3	2	2
3	3	2	2	1	1							1	3	2	2
4	3	2	2	1	1							1	3	2	2
5	3	2	2	1	1							1	3	2	2

CME338

VALUE ENGINEERING

L T P C
3 0 0 3

COURSE OBJECTIVES

- 1 To study the value engineering process and able to identify its functions within the process.
- 2 To determine the appropriate value engineering methodology for a given project and propose appropriate training to centralized and decentralized modes.
- 3 To learn various decision-making processes and cost evaluation models and apply them in appropriately in the product development life-cycle.
- 4 To explore in-depth understanding of various value engineering applications in human resources, manufacturing and marketing.
- 5 To demonstrate to implement value engineering solutions and propose to perfect them.

UNIT – I VALUE ENGINEERING BASICS

9

Origin of value engineering - Meaning of value engineering - Definition of value engineering and Value analysis- Value Management - Value Analysis Versus Value Engineering - Value Analysis versus Traditional cost reduction techniques - Types of Value function – Basic and Secondary functions - concept of cost and worth - creativity In Value Engineering - uses, applications, advantages and limitations of Value analysis.

UNIT – II VALUE ENGINEERING JOB PLAN AND PROCESS

9

Seven phases of job plan - FAST Diagramming as Value Engineering Tool - Behavioral and organizational aspects of Value Engineering - Ten principles of Value analysis - Benefits of Value Engineering.

UNIT – III VALUE ENGINEERING TECHNIQUES

9

Creativity - Brain storming - Gordon technique - Morphological Analysis - ABC Analysis- Probabilistic approach - Make or Buy decisions – Function cost worth analysis (FCWA) - Function Analysis System technique (FAST) - Break Even Analysis - Life cycle cost(LCC)

UNIT – IV WORKSHEETS AND GUIDELINES

9

Preparation of worksheets - general and information phase - Function Classification, relationship and summary - Meaningful costs - Cost analysis - idea listing and comparison - Feasibility ranking - Investigator phase, study summary - guidelines for writing value engineering proposal - Financial aspects - List cycle cost analysis - Oral presentation - Audit - Case studies and Discussion.

UNIT – V VERSATILITY OF VALUE ENGINEERING**9**

Value engineering operation in maintenance and repair activities - value engineering in non hardware projects - Initiating a value engineering programme Introduction - training plan - career development for value engineering specialties.

Total :45 Periods**OUTCOMES:** At the end of the course the students would be able to

1. Estimate a product cost based on value engineering principles in terms of its values, functions and worthiness.
2. Discuss the product and articulate it in various phases of value engineering
3. Discuss and select appropriate methods, standards and apply them on value engineering project and propose appropriate training
4. Apply querying theory and FAST to prefect a value engineering project implementation.
5. Develop various case studies related to value engineering project implementation.

TEXT BOOKS:

1. Iyer. S.S., "Value Engineering", New Age International (P) Limited, 9th Edition, 2009 3Ed", , 2009.
2. Anil Kumar. and Mukhopadhyaya., "Value Engineering: Concepts Techniques and applications", SAGE Publications, 1st Edition, 2003.

REFERENCES:

1. Del L. Younker., "Value Engineering: analysis and methodology", CRC Press, 2003.
2. Richard Park., "Value Engineering A Plan for Invention", CRC Press, 1998.
3. Arthur E. Mudge., "Value Engineering :A systematic approach", McGraw Hill, 1989.
4. Alphonse Dell'Isola., "Value Engineering: Practical Applications...for Design, Construction, Maintenance and Operations", R.S. Means Company, 1997.
5. Lawrence D. Miles., "Techniques of Value Analysis and Engineering", Lawrence D. Miles Value Foundation, 3rd Edition, 2015.

CO	PO												PSO		
	1	2	3	4	5	6	7	8	9	10	11	12	1	2	3
1	1			1			1	2	1		3	1	1	2	1
2	1			1			1	2	1		3	1	1	2	1
3	1			1			1	2	1		3	1	1	2	1
4	1			1			1	2	1		3	1	1	2	1
5	1			1			1	2	1		3	1	1	2	1
Low (1) ; Medium (2) ; High (3)															

CME339**ADDITIVE MANUFACTURING**

L	T	P	C
2	0	2	3

COURSE OBJECTIVES:

- To introduce the development of Additive Manufacturing (AM), various business opportunities and applications
- To familiarize various software tools, processes and techniques to create physical objects that satisfy product development / prototyping requirements, using AM.
- To be acquainted with vat polymerization and direct energy deposition processes
- To be familiar with powder bed fusion and material extrusion processes.
- To gain knowledge on applications of binder jetting, material jetting and sheet lamination processes

UNIT I INTRODUCTION**6**

Overview - Need - Development of Additive Manufacturing (AM) Technology: Rapid Prototyping- Rapid Tooling - Rapid Manufacturing - Additive Manufacturing. AM Process Chain- ASTM/ISO 52900 Classification - Benefits. Applications: Building Printing - Bio Printing - Food Printing- Electronics Printing. Business Opportunities and Future Directions – Case studies: Automobile, Aerospace, Healthcare.

UNIT II DESIGN FOR ADDITIVE MANUFACTURING (DfAM)**6**

Concepts and Objectives - AM Unique Capabilities - Part Consolidation – Topology Optimization- Generative design - Lattice Structures - Multi-Material Parts and Graded Materials - Data Processing: CAD Model Preparation - AM File formats: STL-Problems with STL- AMF Design for Part Quality Improvement: Part Orientation - Support Structure - Slicing - Tool Path Generation – Design rules for Extrusion based AM.

UNIT III VAT POLYMERIZATION AND DIRECTED ENERGY DEPOSITION**6**

Photo polymerization: Stereolithography Apparatus (SLA)- Materials -Process – top down and bottom up approach - Advantages - Limitations - Applications. Digital Light Processing (DLP) - Process - Advantages - Applications. Continuous Liquid Interface Production (CLIP)Technology. Directed Energy Deposition: Laser Engineered Net Shaping (LENS)- Process - Material Delivery - Materials -Benefits -Applications.

UNIT IV POWDER BED FUSION AND MATERIAL EXTRUSION**6**

Powder Bed Fusion: Selective Laser Sintering (SLS): Process - Powder Fusion Mechanism - Materials and Application. Selective Laser Melting (SLM), Electron Beam Melting (EBM): Materials - Process - Advantages and Applications.

Material Extrusion: Fused Deposition Modeling (FDM)- Process-Materials -Applications and Limitations.

UNIT V OTHER ADDITIVE MANUFACTURING PROCESSES**6**

Binder Jetting: Three-Dimensional Printing - Materials - Process - Benefits- Limitations - Applications.

Material Jetting: Multijet Modeling- Materials - Process - Benefits - Applications.

Sheet Lamination: Laminated Object Manufacturing (LOM)- Basic Principle- Mechanism: Gluing or Adhesive Bonding - Thermal Bonding- Materials-Application and Limitation.

TOTAL: 30 PERIODS**ADDITIVE MANUFACTURING LABORATORY****Experiments**

1. Modelling and converting CAD models into STL file.
2. Manipulation and error fixing of STL file.
3. Design and fabrication of parts by varying part orientation and support structures.
4. Fabrication of parts with material extrusion AM process.
5. Fabrication of parts with vat polymerization AM process.
6. Design and fabrication of topology optimized parts.

TOTAL: 30 PERIODS**Equipment required - lab**

1. Extrusion based AM machine
2. Resin based AM machine
3. Mechanical design software
4. Open-source AM software for STL editing, manipulation and slicing.

COURSE OUTCOMES:

At the end of this course students shall be able to:

CO1: Recognize the development of AM technology and how AM technology propagated into various businesses and developing opportunities.

- CO2: Acquire knowledge on process of transforming a concept into the final product in AM technology.
- CO3: Elaborate the vat polymerization and direct energy deposition processes and its applications.
- CO4: Acquire knowledge on process and applications of powder bed fusion and material extrusion.
- CO5: Evaluate the advantages, limitations, applications of binder jetting, material jetting and sheet lamination processes.

TEXT BOOKS:

1. Ian Gibson, David Rosen, Brent Stucker, Mahyar Khorasani “Additive manufacturing technologies”. 3rd edition Springer Cham, Switzerland. (2021). ISBN: 978-3-030-56126-0
2. Andreas Gebhardt and Jan-Steffen Hötter “Additive Manufacturing: 3D Printing for Prototyping and Manufacturing”, Hanser publications, United States, 2015, ISBN: 978-1-56990-582-1.

REFERENCES:

1. Andreas Gebhardt, “Understanding Additive Manufacturing: Rapid Prototyping, Rapid Manufacturing”, Hanser Gardner Publication, Cincinnati., Ohio, 2011, ISBN :9783446425521.
2. Milan Brandt, “Laser Additive Manufacturing: Materials, Design, Technologies, and Applications”, Woodhead Publishing., United Kingdom, 2016, ISBN: 9780081004333.
3. Amit Bandyopadhyay and Susmita Bose, “Additive Manufacturing”, 1st Edition, CRC Press., United States, 2015, ISBN-13: 978-1482223590.
4. Kamrani A.K. and Nasr E.A., “Rapid Prototyping: Theory and practice”, Springer., United States ,2006, ISBN: 978-1-4614-9842-1.
5. Liou, L.W. and Liou, F.W., “Rapid Prototyping and Engineering applications: A tool box for prototype development”, CRC Press., United States, 2011, ISBN: 9780849334092.

CME340

CAD/CAM

L	T	P	C
3	0	0	3

COURSE OBJECTIVES

- 1 To Introduce and understand the Basic of Design.
- 2 To study the two dimensional drafting and bill of material creation.
- 3 To learn three dimensional modelling and its advantages.
- 4 To study the basic and purpose of assembling modeling.
- 5 To study the basics of computer aided machining and part programming.

UNIT – I BASICS OF DESIGNS

9

Understanding of Projections, Scales, units, GD & T; its 14 symbols, Special characteristics & Title Block readings. Revision / ECN status of drawings – Customer Specific requirements – Drawing Grid reading

UNIT – II 2D DRAFTING

9

Projection views – Orthographic view, Axillary view, Full & Half Section views, Broken Section view, Offset Section view – Title Block creation – BOM Creation – Notes creation – Ballooning of 2D drawing and its features for Inspection reporting

UNIT – III 3D MODELING

9

Conversion of Views – 2D to 3D & 3D to 2D – Parametric and Non-Parametric Modeling – Tree features of 3D Modeling and its advantages – Surface Modeling – BIW (Body In White) – Solid Modeling, Boolean operations like Unites, Subtraction, Intersect, etc.

UNIT – IV ASSEMBLY MODELING

9

Basics of Assembly modeling, Purpose of Assembly modeling & its advantages – Top to Down & BottomUp modeling approaches – Analysis of Clearances – Undercuts – Interferences – Stack up analysis –Cumulative effect of Tolerances in after assembly conditions.- motion analysis

UNIT – V CAM**9**

Basics of CNC Machining – 3, 4 & 5 Axis machines - CNC and Part Programming, CAM programming 2D & 3D. Elements of CAM Orientation, Boundary Creation, Cutter Path Selection, Cutter Compensation – Machining Stocks, Roughing, Re-roughing, Semi Finishing & Finishing - Tool Path Generation, Isl and Milling Programming. Machining program simulation, integration of program with machine; Estimation of CNC Cycle time. – Post Process NC Code conversion and Setup Sheet Preparation.

TOTAL : 45 PERIODS**OUTCOMES:** At the end of the course the students would be able to

1. Discuss the basics of the design and concepts.
2. Develop the two dimensional drafting and projection views.
3. Discuss the three dimensional modeling, parametric and Non-parametric modeling
4. Discuss the assembly modeling and top down, bottom up approaches.
5. Develop the computer aided machining and wiring part programming.

TEXT BOOKS:

1. Computer Aided Design & Manufacturing - Jacob Moses & Ruchi Agarwal
2. CAD / CAM Principles & Application - J. Srinivas

REFERENCES:

1. CAD / CAM - Ibrahim Zaid (Text & Reference Book)
2. CAD / CAM – Chandandeep Grewal
3. CAD CAM & Automation - Farzad Haideri (Text & Reference Book)
4. Computer Aided Design & Manufacturing – Anup Goel
5. CAD / CAM – PN Rao

CO	PO												PSO		
	1	2	3	4	5	6	7	8	9	10	11	12	1	2	3
1	3	2	2	2	2				1			1	3	3	2
2	3	2	2	2	2				1			1	3	3	2
3	3	2	2	2	2				1			1	3	3	2
4	3	2	2	2	2				1			1	3	3	2
5	3	2	2	2	2				1			1	3	3	2

Low (1) ; Medium (2) ; High (3)

PROGRESS THROUGH KNOWLEDGE

CME341**DESIGN FOR X**

L	T	P	C
3	0	0	3

COURSE OBJECTIVES

- 1 To introduce the economic process selection principles and general design principles for manufacturability in the development and design of products for various engineering applications. Also, apply design consideration principles of casting in the design of cast products.
- 2 To learn the design consideration principles of forming in the design of extruded, stamped, and forged products
- 3 To learn design consideration principles of machining in the design of turned, drilled, milled, planed, shaped, slotted, and ground products.
- 4 To learn design consideration principles of welding in the design of welded products.
- 5 To learn design consideration principles in additive manufacturing

UNIT – I INTRODUCTION**9**

General design principles for manufacturability- strength and mechanical factors, mechanisms selection, evaluation method, Process capability - Feature tolerances Geometric Tolerances - Assembly limits -Datum features - Tolerance stacks.

Design to minimize material usage – Design for disassembly – Design for recyclability – Design for manufacture – Design for energy efficiency – Design to regulations and standards.

UNIT – II FACTORS INFLUENCING FORM DESIGN 9

Working principle, Material, Manufacture, Design- Possible solutions - Materials choice –Influence of materials on form design - form design of welded members, forgings and castings.

UNIT – III COMPONENT DESIGN - MACHINING CONSIDERATION 9

Design features to facilitate machining - drills - milling cutters - keyways - Doweling procedures, counter sunk screws - Reduction of machined area- simplification by separation - simplification by amalgamation - Design for machinability - Design for economy - Design for clampability – Design for accessibility - Design for assembly – Product design for manual assembly - Product design for automatic assembly – Robotic assembly.

UNIT – IV COMPONENT DESIGN – CASTING CONSIDERATION 9

Redesign of castings based on Parting line considerations - Minimizing core requirements, machined holes, redesign of cast members to obviate cores. Identification of uneconomical design - Modifying the design - group technology - Computer Applications for DFMA

UNIT – V DESIGN FOR ADDITIVE MANUFACTURING 9

Introduction to AM, DFMA concepts and objectives, AM unique capabilities, exploring design freedoms, Design tools for AM, Part Orientation, Removal of Supports, Hollowing out parts, Inclusion of Undercuts and Other Manufacturing Constraining Features, Interlocking Features, Reduction of Part Count in an Assembly, Identification of markings/ numbers.

TOTAL:45 PERIODS

OUTCOMES: At the end of the course the students would be able to

1. Elaborate the design principles for manufacturability
2. discuss the factors influencing in form design
3. Apply the component design features of various machine.
4. Discuss the design consideration principles of welding in the design of welded products.
5. Discuss the design consideration principles of additive manufacturing.

TEXT BOOKS:

1. James G. Bralla, “Design for Manufacturability Handbook”, McGraw Hill Professional, 1998.
2. O. Molloy, E.A. Warman, S. Tilley, Design for Manufacturing and Assembly: Concepts, Architectures and Implementation, Springer, 1998.

REFERENCES:

1. CorradoPoli, Design for Manufacturing: A Structured Approach, Elsevier, 2001.
2. David M. Anderson, Design for Manufacturability & Concurrent Engineering: How to Design for Low Cost, Design in High Quality, Design for Lean Manufacture, and Design Quickly for Fast Production, CIM Press, 2004.
3. Erik Tempelman, Hugh Shercliff, Bruno Ninaber van Eyben, Manufacturing and Design: Understanding the Principles of How Things Are Made, Elsevier, 2014.
4. Graedel T. Allen By. B, Design for the Environment Angle Wood Cliff, Prentice Hall. Reason Pub., 1996.
5. Boothroyd, G, Hertz and Nike, Product Design for Manufacture, Marcel Dekker, 1994

CO	PO												PSO		
	1	2	3	4	5	6	7	8	9	10	11	12	1	2	3
1	2	2	3	1	1				1			1	2	3	2
2	2	2	3	1	1				1			1	2	3	2
3	2	2	3	1	1				1			1	2	3	2
4	2	2	3	1	1				1			1	2	3	2
5	2	2	3	1	1				1			1	2	3	2
Low (1) ; Medium (2) ; High (3)															

COURSE OBJECTIVES

- 1 To introduce to industrial design based on ergonomics.
- 2 To consider ergonomics concept in manufacturing
- 3 To apply ergonomics in design of controls and display.
- 4 To apply environmental factors in ergonomics design.
- 5 To develop aesthetics applicable to manufacturing and product

UNIT – I INTRODUCTION**9**

An approach to industrial design, Elements of design structure for industrial design in engineering application in modern manufacturing systems- Ergonomics and Industrial Design: Introduction to Ergonomics, Communication system, general approach to the man-machine relationship, Human component of work system, Machine component of work system, Local environment-light, Heat, Sound.

UNIT – II ERGONOMICS AND PRODUCTION**9**

Introduction, Anthropometric data and its applications in ergonomic, working postures, Body Movements, Work Station Design, Chair Design. Visual Effects of Line and Form: The mechanics of seeing, Psychology of seeing, Figure on ground effect, Gestalt's perceptions - Simplicity, Regularity, Proximity, Wholeness. Optical illusions, Influences of line and form.

UNIT – III DESIGN PRINCIPLES FOR DISPLAY AND CONTROLS**9**

Displays: Design Principles of visual Displays, Classification, Quantitative displays, Qualitative displays, check readings, Situational awareness, Representative displays, Design of pointers, Signal and warning lights, colour coding of displays, Design of multiple displays Controls: Design considerations, Controls with little efforts – Push button, Switches, rotating Knobs. Controls with muscular effort – Hand wheel, Crank, Heavy lever, Pedals. Design of controls in automobiles, Machine Tools

UNIT – IV ENVIRONMENTAL FACTORS**9**

Colour: Colour and light, Colour and objects, Colour and the eye – after Image, Colour blindness, Colour constancy, Colour terms – Colour circles, Munsel colour notation, reactions to colour and colour combination – colour on engineering equipments, Colour coding, Psychological effects, colour and machine form, colour and style

UNIT – V AESTHETIC CONCEPTS**9**

Concept of unity, Concept of order with variety, Concept of purpose, Style and environment, Aesthetic expressions - Symmetry, Balance, Contrast, Continuity, Proportion. Style - The components of style, House style, Style in capital good. Introduction to Ergonomic and plant layout software's, total layout design.

TOTAL: 45 PERIODS**OUTCOMES:** At the end of the course the students would be able to

1. Appreciate ergonomics need in the industrial design.
2. Apply ergonomics in creation of manufacturing system
3. Discuss on design of controls and display.
4. Consider environmental factors in ergonomics design.
5. Report on importance of aesthetics to manufacturing system and product

TEXT BOOKS:

1. Ergonomics in Design: Methods and Techniques (Human Factors and Ergonomics) by Marcelo M. Soares , Francisco Rebelo
2. Ergonomics in Product Design by Sendpoints Publishing Co. Ltd.

REFERENCES:

1. Benjamin W.Niebel, Motion and Time Study, Richard, D. Irwin Inc., 7thEdition, 2002
2. Brain Shakel, "Applied Ergonomics Hand Book", Butterworth Scientific London 1988.

3. Bridger, R.C., Introduction to Ergonomics, 2nd Edition, 2003, McGraw Hill Publications.
4. Martin Helander, A Guide to human factors and Ergonomics, Taylor and Francis, 2006
5. Mayall W.H. "Industrial design for Engineers", London Hiffee books Ltd., 1988.

CO	PO												PSO		
	1	2	3	4	5	6	7	8	9	10	11	12	1	2	3
1		1	3		2		3		1			1	1	3	3
2		1	3		2		3		1			1	1	3	3
3		1	3		2		3		1			1	1	3	3
4		1	3		2		3		1			1	1	3	3
5		1	3		2		3		1			1	1	3	3
Low (1) ; Medium (2) ; High (3)															

CME343

NEW PRODUCT DEVELOPMENT

L T P C
3 0 0 3

COURSE OBJECTIVES

- 1 To introduce the fundamental concepts of the new product development
- 2 To develop material specifications, analysis and process.
- 3 To Learn the Feasibility Studies & reporting of new product development.
- 4 To study the New product qualification and Market Survey on similar products of new product development
- 5 To learn Reverse Engineering. Cloud points generation, converting cloud data to 3D model

UNIT – I FUNDAMENTALS OF NPD

9

Introduction – Reading of Drawing – Grid reading, Revisions, ECN (Engg. Change Note), Component material grade, Specifications, customer specific requirements – Basics of monitoring of NPD applying Gantt chart, Critical path analysis – Fundamentals of BOM (Bill of Materials), Engg. BOM & Manufacturing BOM. Basics of MIS software and their application in industries like SAP, MS Dynamics, Oracle ERP Cloud – QFD.

UNIT – II MATERIAL SPECIFICATIONS, ANALYSIS & PROCESS

9

Material specification standards – ISO, DIN, JIS, ASTM, EN, etc. – Awareness on various manufacturing process like Metal castings & Forming, Machining (Conventional, 3 Axis, 4 Axis, 5 Axis,), Fabrications, Welding process. Qualifications of parts mechanical, physical & Chemical properties and their test report preparation and submission. Fundamentals of DFMEA & PFMEA, Fundamentals of FEA, Bend Analysis, Hot Distortion, Metal and Material Flow, Fill and Solidification analysis.

UNIT – III ESSENTIALS OF NPD

9

RFQ (Request of Quotation) Processing – Feasibility Studies & reporting – CFT (Cross Function Team) discussion on new product and reporting – Concept design, Machine selection for tool making, Machining – Manufacturing Process selection, Machining Planning, cutting tool selection – Various Inspection methods – Manual measuring, CMM – GOM (Geometric Optical Measuring), Lay out marking and Cut section analysis. Tool Design and Detail drawings preparation, release of details to machine shop and CAM programming. Tool assembly and shop floor trials. Initial sample submission with PPAP documents.

UNIT – IV CRITERIONS OF NPD

9

New product qualification for Dimensions, Mechanical & Physical Properties, Internal Soundness proving through X-Ray, Radiography, Ultrasonic Testing, MPT, etc. Agreement with customer for testing frequencies. Market Survey on similar products, Risk analysis, validating samples with simulation results, Lesson Learned & Horizontal deployment in NPD.

UNIT – V REPORTING & FORWARD-THINKING OF NPD**9**

Detailed study on PPAP with 18 elements reporting, APQP and its 5 Sections, APQP vs PPAP, Importance of SOP (Standard Operating Procedure) – Purpose & documents, deployment in shop floor. Prototyping & RPT - Concepts, Application and its advantages, 3D Printing – resin models, Sand cores for foundries; Reverse Engineering. Cloud points generation, converting cloud data to 3D model – Advantages & Limitation of RE, CE (Concurrent Engineering) – Basics, Application and its advantages in NPD (to reduce development lead time, time to Market, Improve productivity and product cost.)

TOTAL :45 PERIODS**OUTCOMES:** At the end of the course the students would be able to

1. Discuss fundamental concepts and customer specific requirements of the New Product development
2. Discuss the Material specification standards, analysis and fabrication, manufacturing process.
3. Develop Feasibility Studies & reporting of New Product development
4. Analyzing the New product qualification and Market Survey on similar products of new product development
5. Develop Reverse Engineering. Cloud points generation, converting cloud data to 3D model

TEXT BOOKS:

1. Product Development – Sten Jonsson
2. Product Design & Development – Karl T. Ulrich, Maria C. Young, Steven D. Eppinger

REFERENCES:

1. Revolutionizing Product Development – Steven C Wheelwright & Kim B. Clark
2. Change by Design
3. Toyota Product Development System – James Morgan & Jeffrey K. Liker
4. Winning at New Products – Robert Brands 3rd Edition
5. Product Design & Value Engineering – Dr. M.A. Bulsara & Dr. H.R. Thakkar

CO	PO												PSO		
	1	2	3	4	5	6	7	8	9	10	11	12	1	2	3
1	1	1	3	1				1	1			1	1	3	2
2	1	1	3	1				1	1			1	1	3	2
3	1	1	3	1				1	1			1	1	3	2
4	1	1	3	1				1	1			1	1	3	2
5	1	1	3	1				1	1			1	1	3	2
Low (1) ; Medium (2) ; High (3)															

COURSE OBJECTIVES

- 1 To study about the history, concepts and terminology in PLM
- 2 To learn the functions and features of PLM/PDM
- 3 To develop different modules offered in commercial PLM/PDM tools
- 4 To demonstrate PLM/PDM approaches for industrial applications
- 5 To use PLM/PDM with legacy data bases, Coax& ERP systems

UNIT – I HISTORY, CONCEPTS AND TERMINOLOGY OF PLM 9

Introduction to PLM, Need for PLM, opportunities of PLM, Different views of PLM - Engineering Data Management (EDM), Product Data Management (PDM), Collaborative Product Definition Management (cPDM), Collaborative Product Commerce (CPC), Product Lifecycle Management (PLM). PLM/PDM Infrastructure – Network and Communications, Data Management, Heterogeneous data sources and applications

UNIT – II PLM/PDM FUNCTIONS AND FEATURES 9

User Functions – Data Vault and Document Management, Workflow and Process Management, Product Structure Management, Product Classification and Programme Management. Utility Functions – Communication and Notification, data transport, data translation, image services, system administration and application integration

UNIT – III DETAILS OF MODULES IN A PDM/PLM SOFTWARE 9

Case studies based on top few commercial PLM/PDM tools – Teamcenter, Windchill, ENOVIA, Aras PLM, SAP PLM, Arena, Oracle Agile PLM and Autodesk Vault.-Architecture of PLM software- selection criterion of software for particular application - Brand name to be removed

UNIT – IV ROLE OF PLM IN INDUSTRIES 9

Case studies on PLM selection and implementation (like auto, aero, electronic) - other possible sectors, PLM visioning, PLM strategy, PLM feasibility study, change management for PLM, financial justification of PLM, barriers to PLM implementation, ten step approach to PLM, benefits of PLM for–business, organisation, users, product or service, process performance- process compliance and process automation

UNIT – V BASICS ON CUSTOMISATION/INTEGRATION OF PDM/PLM SOFTWARE 9

PLM Customization, use of EAI technology (Middleware), Integration with legacy data base, CAD, SLM and ERP

TOTAL: 45 PERIODS

OUTCOMES: At the end of the course the students would be able to

1. Summarize the history, concepts and terminology of PLM
2. Develop the functions and features of PLM/PDM
3. Discuss different modules offered in commercial PLM/PDM tools.
4. Interpret the implement PLM/PDM approaches for industrial applications.
5. Integrate PLM/PDM with legacy data bases, CAx& ERP systems

TEXT BOOKS:

1. Product Lifecycle Management for a Global Market, Springer; 2014 edition (29 September 2016),ISBN-10 : 3662516330
2. Product LifeCycles and Product Management, Praeger Publishers Inc (27 March 1989)ISBN-10 : 0899303196

REFERENCES:

1. AnttiSaaksvuori and Anselmilmonen, "Product Lifecycle Management", Springer Publisher, 2008 (3rd Edition)
2. IvicaCrnkovic, Ulf Asklund and AnnitaPerssonDahlqvist, "Implementing and Integrating Product Data Management and Software Configuration Management", Artech House Publishers, 2003.
3. John Stark, "Global Product: Strategy, Product Lifecycle Management and the Billion Customer Question", Springer Publisher, 2007
4. John Stark, "Product Lifecycle Management: 21st Century Paradigm for Product Realisation", Springer Publisher, 2011 (2nd Edition).
5. Michael Grieves, "Product Life Cycle Management", Tata McGraw Hill, 2006.

CO	PO												PSO		
	1	2	3	4	5	6	7	8	9	10	11	12	1	2	3
1	1	1	3	1				1	1			1	1	3	3
2	1	1	3	1				1	1			1	1	3	3
3	1	1	3	1				1	1			1	1	3	3
4	1	1	3	1				1	1			1	1	3	3
5	1	1	3	1				1	1			1	1	3	3

Low (1) ; Medium (2) ; High (3)

MR3491

SENSORS AND INSTRUMENTATION

L T P C
3 0 0 3

COURSE OBJECTIVES:

1. To understand the concepts of measurement technology.
2. To learn the various sensors used to measure various physical parameters.
3. To learn the fundamentals of signal conditioning, data acquisition and communication systems used in mechatronics system development
4. To learn about the optical, pressure and temperature sensor
5. To understand the signal conditioning and DAQ systems

UNIT I INTRODUCTION

9

Basics of Measurement – Classification of errors – Error analysis – Static and dynamic characteristics of transducers – Performance measures of sensors – Classification of sensors – Sensor calibration techniques – Sensor Output Signal Types.

UNIT II MOTION, PROXIMITY AND RANGING SENSORS

9

Motion Sensors – Potentiometers, Resolver, Encoders – Optical, Magnetic, Inductive, Capacitive, LVDT – RVDT – Synchro – Microsyn, Accelerometer – GPS, Bluetooth, Range Sensors – RF beacons, Ultrasonic Ranging, Reflective beacons, Laser Range Sensor (LIDAR).

UNIT III FORCE, MAGNETIC AND HEADING SENSORS

8

Strain Gage, Load Cell, Magnetic Sensors –types, principle, requirement and advantages: Magneto resistive – Hall Effect – Current sensor Heading Sensors – Compass, Gyroscope, Inclinometers.

UNIT IV OPTICAL, PRESSURE AND TEMPERATURE SENSORS

10

Photo conductive cell, photo voltaic, Photo resistive, LDR – Fiber optic sensors – Pressure – Diaphragm, Bellows, Piezoelectric – Tactile sensors, Temperature – IC, Thermistor, RTD, Thermocouple. Acoustic Sensors – flow and level measurement, Radiation Sensors - Smart Sensors - Film sensor, MEMS & Nano Sensors, LASER sensors.

UNIT V SIGNAL CONDITIONING AND DAQ SYSTEMS**9**

Amplification – Filtering – Sample and Hold circuits – Data Acquisition: Single channel and multi-channel data acquisition – Data logging - applications - Automobile, Aerospace, Home appliances, Manufacturing, Environmental monitoring.

TOTAL: 45 PERIODS**COURSE OUTCOMES**

Upon successful completion of the course, students should be able to:

CO1: Recognize with various calibration techniques and signal types for sensors.

CO2: Describe the working principle and characteristics of force, magnetic, heading, pressure and temperature, smart and other sensors and transducers.

CO3: Apply the various sensors and transducers in various applications

CO4: Select the appropriate sensor for different applications.

CO5: Acquire the signals from different sensors using Data acquisition systems.

TEXT BOOKS:

1. Ernest O Doebelin, “Measurement Systems – Applications and Design”, Tata McGraw-Hill, 2009.
2. Sawney A K and Puneet Sawney, “A Course in Mechanical Measurements and Instrumentation and Control”, Dhanpat Rai & Co, 12th edition New Delhi, 2013.

REFERENCES

1. C. Sujatha ... Dyer, S.A., Survey of Instrumentation and Measurement, John Wiley & Sons, Canada, 2001.
2. Hans Kurt Tönshoff (Editor), Ichiro, “Sensors in Manufacturing” Volume 1, Wiley-VCH April 2001.
3. John Turner and Martyn Hill, “Instrumentation for Engineers and Scientists”, Oxford Science Publications, 1999.
4. Patranabis D, “Sensors and Transducers”, 2nd Edition, PHI, New Delhi, 2011.
5. Richard Zurawski, “Industrial Communication Technology Handbook” 2nd edition, CRC Press, 2015.

Mapping of COs with POs and PSOs															
COs/POs & PSOs	POs												PSOs		
	1	2	3	4	5	6	7	8	9	10	11	12	1	2	3
CO1	3	2	1	2	2	1						1	2	1	3
CO2	3	2	1	2	2	1						1	2	1	3
CO3	3	2	1	1	2	1						1	2	1	3
CO4	3	2	1	3	2	1						1	2	1	3
CO5	3	2	1	3	2	1						1	2	1	3
CO/PO & PSO Average	3	2	1	2.2	2	1						1	2	1	3
1 – Slight, 2 – Moderate, 3 – Substantial															

COURSE OBJECTIVES:

1. To familiarize a relay and power semiconductor devices
2. To get a knowledge on drive characteristics
3. To obtain the knowledge on DC motors and drives.
4. To obtain the knowledge on AC motors and drives.
5. To obtain the knowledge on Stepper and Servo motor.

UNIT – I RELAY AND POWER SEMI-CONDUCTOR DEVICES**9**

Study of Switching Devices – Relay and Types, Switching characteristics -BJT, SCR, TRIAC, GTO, MOSFET, IGBT and IGCT-: SCR, MOSFET and IGBT - Triggering and commutation circuit - Introduction to Driver and snubber circuits

UNIT – II DRIVE CHARACTERISTICS**9**

Electric drive – Equations governing motor load dynamics – steady state stability – multi quadrant Dynamics: acceleration, deceleration, torque, and Direction starting & stopping – Selection of motor.

UNIT – III DC MOTORS AND DRIVES**9**

DC Servomotor - Types of PMDC & BLDC motors - principle of operation- emf and torque equations - characteristics and control – Drives- H bridge - Single and Three Phases – 4 quadrant operation – Applications

UNIT – IV AC MOTORS AND DRIVES**9**

Introduction – Induction motor drives – Speed control of 3-phase induction motor – Stator voltage control – Stator frequency control – Stator voltage and frequency control – Stator current control – Static rotor resistance control – Slip power recovery control.

UNIT – V STEPPER AND SERVO MOTOR**9**

Stepper Motor: Classifications- Construction and Principle of Operation – Modes of Excitation- Drive System-Logic Sequencer - Applications. Servo Mechanism – DC Servo motor-AC Servo motor – Applications.

TOTAL: 45 PERIODS**COURSE OUTCOMES****At the end of the course, the student able to:**

- CO 1: Recognize the principles and working of relays, drives and motors.
 CO 2: Explain the working and characteristics of various drives and motors.
 CO 3: Apply the solid state switching circuits to operate various types of Motors and Drivers
 CO 4: Interpret the performance of Motors and Drives.
 CO 5: Suggest the Motors and Drivers for given applications.

Mapping of COs with POs and PSOs															
COs/Pos&PS Os	POs												PSOs		
	1	2	3	4	5	6	7	8	9	10	11	12	1	2	3
CO1	3	1	1	2	1							1	1		3
CO2	3	1	2	2	1							1	1		3
CO3	3	1	2	2	1							1	1		3
CO4	3	1	1	2	2							1	1		3
CO5	3	1	1	2	2							1	1		3
CO/PO & PSO Average	3	1	1.4	2	1.4							1	1		3

1 – Slight, 2 – Moderate, 3 – Substantial

TEXT BOOKS:

1. Bimbhra B.S., "Power Electronics", 5th Edition, Kanna Publishers, New Delhi, 2012.
2. Mehta V.K. & Rohit Mehta, "Principles of Electrical Machines", 2nd Edition, S.Chand& Co. Ltd., New Delhi, 2016.

REFERENCES

1. Gopal K. Dubey, "Fundamentals of Electrical Drives", 2nd Edition, Narosal Publishing House, New Delhi, 2001.
2. Theraja B.L. & Theraja A.K., "A Text Book of Electrical Technology", 2nd Edition, S.Chand& Co. Ltd., New Delhi, 2012.
3. Singh M.D. & Kanchandhani K.B., "Power Electronics", McGraw Hill, New Delhi, 2007

MR3492**EMBEDDED SYSTEMS AND PROGRAMMING****L T P C**
2 0 2 3**COURSE OBJECTIVES:**

1. To familiarize the architecture and fundamental units of microcontroller.
2. To know the microcontroller programming methodology and to acquire the interfacing skills and data exchange methods using various communication protocols.
3. To design the interface circuit and programming of I/O devices, sensors and actuators.
4. To understand ARM processor architecture and its functions to meet out the computational and interface needs of growing mechatronic systems.
5. To acquaint the knowledge of real time embedded operating system for advanced system developments.

UNIT I INTRODUCTION TO MICROCONTROLLER 6
Fundamentals Functions of ALU - Microprocessor - Microcontrollers – CISC and RISC – Types Microcontroller - 8051 Family - Architecture - Features and Specifications - Memory Organization - Instruction Sets – Addressing Modes.

UNIT II PROGRAMMING AND COMMUNICATION 6
Fundamentals of Assembly Language Programming – Instruction to Assembler – Compiler and IDE - C Programming for 8051 Microcontroller – Basic Arithmetic and Logical Programming - Timer and Counter - Interrupts – Interfacing and Programming of Serial Communication, I²C, SPI and CAN of 8051 Microcontroller – Bluetooth and WI-FI interfacing of 8051 Microcontroller.

UNIT III PERIPHERAL INTERFACING 6
I/O Programming – Interfacing of Memory, Key Board and Displays – Alphanumeric and Graphic, RTC, interfacing of ADC and DAC, Sensors - Relays - Solenoid Valve and Heater - Stepper Motors, DC Motors - PWM Programming – Closed Loop Control Programming of Servomotor – Traffic Light

UNIT IV ARM PROCESSOR 6
Introduction ARM 7 Processor - Internal Architecture – Modes of Operations – Register Set – Instruction Sets – ARM Thumb - Thumb State Registers – Pipelining – basic programming of ARM 7 - Applications.

UNIT V SINGLE BOARD COMPUTERS AND PROGRAMMING 6
System on Chip - Broadcom BCM2711 SoC – SBC architecture - Models and Languages – Embedded Design – Real Time Embedded Operating Systems - Real Time Programming Languages – Python for Embedded Systems- GPIO Programming – Interfacing

TOTAL: 30 PERIODS

EMBEDDED SYSTEMS LAB

LIST OF EXPERIMENTS

1. Assembly Language Programming and Simulation of 8051.
2. Alphanumeric and Graphic LCD Interfacing using 8051 Microcontroller.
3. Input switches and keyboard interfacing of 8051.
4. Sensor Interfacing with ADC to 8051 and DAC & RTC Interfacing with 8051. .
5. Timer, Counter and Interrupt Program Application for 8051.
6. Step Motor (Unipolar & Bipolar Motor) and PWM Servo Motor Control to Interfacing with 8051.
7. UART Serial and Parallel Port Programming of 8051.
8. I²C, SPI and CAN Programming of 8051.
9. Interfacing and Programming of Bluetooth and Wi-Fi with 8051
10. Programming of ARM Processor for Sensor Interface.
11. Stepper Motor and Servo Motor Control Using ARM Processor.
12. Serial Communication of ARM Processor with Computation Platform.
13. Wireless Communication of ARM Processor with Computation Platform.
14. GPIO Programming of Real Time Embedded Operating Systems.
15. IOT application using SBC.

(any 7 experiments)

TOTAL: 30 PERIODS

COURSE OUTCOMES

Upon successful completion of the course, students should be able to:

- CO 1: Know the various functional units of microcontroller, processors and system-on-chip based on the features and specifications.
- CO 2: Recognize the role of each functional units in microcontroller, processors and system-on-chip based on the features and specifications.
- CO 3: Interface the sensors, actuators and other I/O's with microcontroller, processors and system on chip based interfacing
- CO4: Design the circuit and write the programming microcontroller, processors and system on chip
- CO 5: Develop the applications using Embedded system.

TEXT BOOKS:

1. Frank Vahid and Tony Givagis, "Embedded System Design", 2011, Wiley.
2. Kenneth J. Aylala, "The 8051 Microcontroller, the Architecture and Programming Applications", 2003.

REFERENCES:

1. Muhammad Ali Mazidi and Janice GillispicMazdi, "The 8051 Microcontroller and Embedded Systems", Pearson Education, 2006.
2. Simon Monk, Programming the Raspberry Pi, Second Edition: Getting Started with Python McGraw Hill TAB; 2nd edition,2015
3. James W. Stewart, "The 8051 Microcontroller Hardware, Software and Interfacing", Regents Prentice Hall, 2003.
4. John B. Peatman, "Design with Microcontrollers", McGraw Hill International, USA, 2005.

Mapping of COs with POs and PSOs															
COs/POs & PSOs	POs											PSOs			
	1	2	3	4	5	6	7	8	9	10	11	12	1	2	3
CO1	3	2	1	1	2	2						1	3	1	3
CO2	3	2	1	1	2	2						1	3	1	3
CO3	3	2	1	1	2	2						1	3	1	3
CO4	3	2	1	1	2	2						1	3	1	3
CO5	3	2	1	1	2	2						1	3	1	3
CO/PO & PSO Average	3	2	1	1	2	2						1	3	1	3
1 – Slight, 2 – Moderate, 3 – Substantial															

COURSE OBJECTIVES:

1. To learn about basics of robots and their classifications
2. To understand the robot kinematics in various planar mechanisms
3. To learn about the concepts in robot dynamics
4. To understand the concepts in trajectory planning and programming
5. To know about the various applications of robots

UNIT – I BASICS OF ROBOTICS**8**

Introduction- Basic components of robot-Laws of robotics- classification of robot- robot architecture, work space-accuracy-resolution –repeatability of robot.

UNIT – II ROBOT KINMEATICS**11**

Robot kinematics: Introduction- Matrix representation- rigid motion & homogeneous transformation- D-H, forward & inverse kinematics of 2DOF and 3 DOF planar and spatial mechanisms

UNIT – III ROBOT DYNAMICS**9**

Introduction - Manipulator dynamics – Lagrange - Euler formulation- Newton - Euler formulation

UNIT – IV TRAJECTORY, PATH PLANNING AND PROGRAMMING**8**

Trajectory Planning- Joint space and Cartesian space technique, Introduction to robot control, Robot programming and Languages- Introduction to ROS

UNIT – V ROBOT AND ROBOT APPLICATIONS**9**

Sensors and Actuators for Robots, Power transmission systems, Rotary to rotary motion, Rotary to linear motion, Harmonics drives – gear system - belt drives. Robot end effectors & Grippers: Introduction- types & classification- Mechanical gripper- gripper force analysis- other types & special purpose grippers. Robot Applications: pick and place, manufacturing, automotive, medical, space and underwater.

TOTAL: 45 PERIODS**COURSE OUTCOMES**

Upon completion of this course, the students can able to

CO1: State the basic concepts and terminologies of robots

CO2: Know the Procedures for Forward and Inverse Kinematics, Dynamics for Various Robots

CO3: Derive the Forward and Inverse Kinematics, Dynamics for Various Robots

CO4: Apply the various programming techniques in industrial applications

CO5: Analyze the use of various types of robots in different applications

Mapping of COs with POs and PSOs															
COs/POs&P SOs	POs												PSOs		
	1	2	3	4	5	6	7	8	9	10	11	12	1	2	3
CO1	3	2	3	1	2							1	2	1	3
CO2	3	2	3	1	2							1	2	1	3
CO3	3	2	3	1	2							1	2	1	3
CO4	3	2	3	1	2							1	2	2	3
CO5	3	2	3	1	3							1	2	2	3
CO/PO & PSO Average	3	2	3	1	2.2							1	2	1.4	3
1 – Slight, 2 – Moderate, 3 – Substantial															

TEXT BOOKS:

1. John.J.Craig, " Introduction to Robotics: Mechanics & control", Pearson Publication, Fourth edition, 2018.
2. K.S.Fu, R.C.Gonzalez, C.S.G.Lee, "Robotics: Sensing, Vision & Intelligence", Tata McGraw-Hill Publication, First Edition, 1987.

REFERENCES:

1. M.P.Groover, M.Weiss ,R.N. Nagal, N.G.Odrey, "Industrial Robotics - Technology, programming and Applications" Tata , McGraw-Hill Education Pvt Limited 2ndEdition, 2012.
2. Jazar, "Theory of Applied Robotics: Kinematics, Dynamics and Control", Springer, 2ndEdition, 2010
3. S K Saha, Introduction to Robotics, Tata McGraw-Hill, ISBN: 9789332902800, Second Edition, 9789332902800
4. Sathya Ranjan Deb, "Robotics Technology & flexible Automation" Second edition, Tata McGraw-Hill Publication, 2009.

CMR338	SMART MOBILITY AND INTELLIGENT VEHICLES	L	T	P	C
		3	0	0	3

COURSE OBJECTIVES:

The objectives of the course are:

1. To introduce students to the various technologies and systems used to implement smart mobility and intelligent vehicles.
2. To learn Basics of Radar Technology and Systems, Ultrasonic Sonar Systems, LIDAR Sensor Technology and Systems and other sensors for automobile vision system.
3. To learn Basic Control System Theory applied to Autonomous Automobiles.
4. To produce overall impact of automating like various driving functions, connecting the automobile to sources of information that assist with a task
5. To allow the automobile to make autonomous intelligent decisions concerning future actions of the vehicle that potentially impact the safety of the occupants through connected car & autonomous vehicle technology.

UNIT – I INTRODUCTION TO AUTOMATED, CONNECTED, AND INTELLIGENT VEHICLES 9

Concept of Automotive Electronics, Electronics Overview, History & Evolution, Infotainment, Body, Chassis, and Powertrain Electronics, Introduction to Automated, Connected, and Intelligent Vehicles. Case studies: Automated, Connected, and Intelligent Vehicles

UNIT – II SENSOR TECHNOLOGY FOR SMART MOBILITY 9

Basics of Radar Technology and Systems, Ultrasonic Sonar Systems, Lidar Sensor Technology and Systems, Camera Technology, Night Vision Technology, Other Sensors, Use of Sensor Data Fusion, Integration of Sensor Data to On-Board Control Systems

UNIT – III CONNECTED AUTONOMOUS VEHICLE 9

Basic Control System Theory applied to Automobiles, Overview of the Operation of ECUs, Basic Cyber-Physical System Theory and Autonomous Vehicles, Role of Surroundings Sensing Systems and Autonomy, Role of Wireless Data Networks and Autonomy

UNIT – IV VEHICLE WIRELESS TECHNOLOGY & NETWORKING 9

Wireless System Block Diagram and Overview of Components, Transmission Systems – Modulation/Encoding, Receiver System Concepts– Demodulation/Decoding, Wireless Networking and Applications to Vehicle Autonomy, Basics of Computer Networking – the Internet of Things, Wireless Networking Fundamentals, Integration of Wireless Networking and On-Board Vehicle Networks

UNIT – V CONNECTED CAR & AUTONOMOUS VEHICLE TECHNOLOGY**9**

Connectivity Fundamentals, Navigation and Other Applications, Vehicle-to-Vehicle Technology and Applications, Vehicle-to-Roadside and Vehicle-to-Infrastructure Applications, Autonomous Vehicles - Driverless Car Technology, Moral, Legal, Roadblock Issues, Technical Issues, Security Issues

TOTAL: 45 PERIODS**COURSE OUTCOMES**

Upon successful completion of the course, students should be able to:

CO1: Recognize the concept of cyber-physical control systems and their application to collision avoidance and autonomous vehicles

CO2: Select the concept of remote sensing and the types of sensor technology needed to implement remote sensing

CO3: Familiar with the concept of fully autonomous vehicles

CO4: Apply the basic concepts of wireless communications and wireless data networks

CO 5: Analyze the concept of the connected vehicle and its role in automated vehicles

Mapping of COs with POs and PSOs															
COs/POs & PSOs	POs												PSOs		
	1	2	3	4	5	6	7	8	9	10	11	12	1	2	3
CO1	3	2	1	1		1						1	2	1	1
CO2	3	2	1	1		1						1	2	1	1
CO3	3	2	1	1		1						1	2	1	1
CO4	3	2	1	1		1						1	2	1	1
CO5	3	2	1	1		1						1	2	1	1
CO/PO & PSO Average	3	2	1	1		1						1	2	1	1
1 – Slight, 2 – Moderate, 3 – Substantial															

TEXT BOOKS

1. "Intelligent Transportation Systems and Connected and Automated Vehicles", 2016, Transportation Research Board
2. Radovan Miucic, "Connected Vehicles: Intelligent Transportation Systems", 2019, Springer

REFERENCE:

1. Tom Denton, "Automobile Electrical and Electronic systems, Routledge", Taylor & Francis Group, 5th Edition, 2018.

CME345 HAPTICS AND IMMERSIVE TECHNOLOGIES L T P C
3 0 0 3

COURSE OBJECTIVES

- 1 To learn various immersive technologies of VR, AR and MR.
- 2 To learn software related to immersive technologies.
- 3 To learn the concepts of developing AR applications.
- 4 To learn the concepts of developing VR and unreal engine.
- 5 To study the haptic perception and extended reality.

UNIT – I INTRODUCTION TO IMMERSIVE TECHNOLOGIES 9
 Introduction on Virtual reality – Augmented reality – Mixed reality – Extended reality – VR Devices – AR Devices – Applications

UNIT – II SOFTWARE TOOLS 9
 Intro to Unity – Unity editor workspace – Intro to C# and visual studio - Programming in Unity – Intro to Unreal Engine – UE4 Editor workspace – Intro to Blueprint programming – Programming in Ue4

UNIT – III BUILDING AR APPLICATION WITH UNITY 9
 AR SDKs for unity and unreal engine – Working with SDKs for unity – Developing AR application in unity - Building AR application

UNIT – IV BUILDING VR APPLICATION WITH UNREAL ENGINE 9
 VR SDKs for unity and unreal engine – Developing VR application in Ue4 – Building VR application

UNIT – V HAPTIC PERCEPTION AND EXTENDED REALITY 9
 Extended Reality - Introduction to Haptics – Devices and possibilities – Custom Device development – Device Integration

TOTAL – 45 PERIODS

OUTCOMES: At the end of the course the students would be able to

1. Apply detailed knowledge about immersive technology
2. Gaining the knowledge of different types of Tools and Devices
3. Acquiring the knowledge about Unity and Unreal Engine
4. Explain the developing application in immersive technologies
5. Discuss about haptics in immersive technologies

TEXT BOOKS:

1. Immersive Multimodal Interactive Presence, by Angelika Peer (Editor), Christos D. Giachritsis (Editor), Springer; 2012th edition (13 April 2014), ISBN-10 : 1447162137
2. XR Haptics, Implementation & Design Guidelines, by Eric Vezzoli , Chris Ullrich , Gijs den Butter , Rafal Pijewski, March 13, 2022

REFERENCES:

1. Practical Augmented Reality, by Steve Aukstakalnis, Addison-Wesley Professional; 1st edition (8 September 2016)
2. Augmented Reality - Theory, Design and Development, by Chetankumar G Shetty.
3. Strategic Communication and AI, by Simon Moore , Roland Hübscher, Routledge; 1st edition (10 September 2021), ISBN-10 : 0367627795
4. Immersive Analytics, by Kim Marriott , Falk Schreiber, Springer; 1st ed. 2018 edition (15 October 2018).
5. Immersive Analytics A Clear and Concise Reference, by Gerardus Blokdyk, 5STARCooks (5 September 2018).

CO	PO												PSO		
	1	2	3	4	5	6	7	8	9	10	11	12	1	2	3
1	2	2	2		2				1			1	1	2	2
2	2	2	2		2				1			1	1	2	2
3	2	2	2		2				1			1	1	2	2
4	2	2	2		2				1			1	1	2	2
5	2	2	2		2				1			1	1	2	2
Low (1) ; Medium (2) ; High (3)															

COURSE OBJECTIVES:

1. To understand the basics of drone concepts
2. To learn and understand the fundamentals of design, fabrication and programming of drone
3. To impart the knowledge of an flying and operation of drone
4. To know about the various applications of drone
5. To understand the safety risks and guidelines of fly safely

UNIT – I INTRODUCTION TO DRONE TECHNOLOGY 9

Drone Concept - Vocabulary Terminology- History of drone - Types of current generation of drones based on their method of propulsion- Drone technology impact on the businesses- Drone business through entrepreneurship- Opportunities/applications for entrepreneurship and employability

UNIT – II DRONE DESIGN, FABRICATION AND PROGRAMMING 9

Classifications of the UAV -Overview of the main drone parts- Technical characteristics of the parts -Function of the component parts -Assembling a drone- The energy sources- Level of autonomy- Drones configurations -The methods of programming drone- Download program - Install program on computer- Running Programs- Multi rotor stabilization- Flight modes -Wi-Fi connection.

UNIT – III DRONE FLYING AND OPERATION 9

Concept of operation for drone -Flight modes- Operate a small drone in a controlled environment- Drone controls Flight operations –management tool –Sensors-Onboard storage capacity - Removable storage devices- Linked mobile devices and applications

UNIT – IV DRONE COMMERCIAL APPLICATIONS 9

Choosing a drone based on the application -Drones in the insurance sector- Drones in delivering mail, parcels and other cargo- Drones in agriculture- Drones in inspection of transmission lines and power distribution -Drones in filming and panoramic picturing

UNIT – V FUTURE DRONES AND SAFETY 9

The safety risks- Guidelines to fly safely -Specific aviation regulation and standardization- Drone license- Miniaturization of drones- Increasing autonomy of drones -The use of drones in swarms

TOTAL: 45 PERIODS**COURSE OUTCOMES**

Upon successful completion of the course, students should be able to:

CO1: Know about a various type of drone technology, drone fabrication and programming.

CO2: Execute the suitable operating procedures for functioning a drone

CO3: Select appropriate sensors and actuators for Drones

CO4: Develop a drone mechanism for specific applications

CO5: Create the programs for various drones

CO-PO MAPPING:

Mapping of COs with POs and PSOs															
COs/Pos&P SOs	POs												PSOs		
	1	2	3	4	5	6	7	8	9	10	11	12	1	2	3
CO1	1	2	3	1	3	2						1	2	1	3
CO2	1	2	3	1	3	2						1	2	1	3
CO3	1	2	3	1	3	2						1	2	1	3
CO4	1	2	3	1	3	2						1	2	1	3
CO5	1	2	3	1	3	2						1	2	1	3
CO/PO & PSO Average	1	2	3	1	3	2						1	2	1	3
1 – Slight, 2 – Moderate, 3 – Substantial															

TEXT BOOKS

1. Daniel Tal and John Altschuld, "Drone Technology in Architecture, Engineering and Construction: A Strategic Guide to Unmanned Aerial Vehicle Operation and Implementation", 2021 John Wiley & Sons, Inc.
2. Terry Kilby and Belinda Kilby, "Make: Getting Started with Drones", Maker Media, Inc, 2016

REFERENCES

1. John Baichtal, "Building Your Own Drones: A Beginners' Guide to Drones, UAVs, and ROVs", Que Publishing, 2016
2. Završnik, "Drones and Unmanned Aerial Systems: Legal and Social Implications for Security and Surveillance", Springer, 2018.

CME346	DIGITAL MANUFACTURING AND IoT	L	T	P	C
		2	0	2	3

COURSE OBJECTIVES

- 1 To study the various aspects of digital manufacturing.
- 2 To inculcate the importance of DM in Product Lifecycle Management and Supply chain Management.
- 3 To formulate of smart manufacturing systems in the digital work environment.
- 4 To interpret IoT to support the digital manufacturing.
- 5 To elaborate the significance of digital twin.

UNIT – I INTRODUCTION 6

Introduction – Need – Overview of Digital Manufacturing and the Past – Aspects of Digital Manufacturing: Product life cycle, Smart factory, and value chain management – Practical Benefits of Digital Manufacturing – The Future of Digital Manufacturing.

UNIT – II DIGITAL LIFE CYCLE & SUPPLY CHAIN MANAGEMENT 6

Collaborative Product Development, Mapping Requirements to specifications – Part Numbering, Engineering Vaulting, and Product reuse – Engineering Change Management, Bill of Material and Process Consistency – Digital Mock up and Prototype development – Virtual testing and collateral. Overview of Digital Supply Chain - Scope & Challenges in Digital SC - Effective Digital Transformation - Future Practices in SCM

UNIT – III SMART FACTORY 6

Smart Factory – Levels of Smart Factories – Benefits – Technologies used in Smart Factory – Smart Factory in IoT- Key Principles of a Smart Factory – Creating a Smart Factory – Smart Factories and Cybersecurity

UNIT – IV INDUSTRY 4.0 6

Introduction – Industry 4.0 – Internet of Things – Industrial Internet of Things – Framework: Connectivity devices and services – Intelligent networks of manufacturing – Cloud computing – Data analytics – Cyber physical systems – Machine to Machine communication – Case Studies.

UNIT – V STUDY OF DIGITAL TWIN 6

Basic Concepts – Features and Implementation – Digital Twin: Digital Thread and Digital Shadow- Building Blocks – Types – Characteristics of a Good Digital Twin Platform – Benefits, Impact & Challenges – Future of Digital Twins.

TOTAL :30 PERIODS

DIGITAL MANUFACTURING AND IoT LABORATORY

Experiments

1. Measure the Distance Using Ultrasonic Sensor and Make Led Blink Using Arduino
2. Detect the Vibration of an Object Using Arduino
3. Sense a Finger When it is Placed on Board Using Arduino
4. Temperature Notification Using Arduino
5. Switch Light On and Off Based on the Input of User Using Raspberry Pi
6. Connect with the Available Wi-Fi Using Arduino

TOTAL : 30 PERIODS

OUTCOMES: At the end of the course the students would be able to

1. Impart knowledge to use various elements in the digital manufacturing.
2. Differentiate the concepts involved in digital product development life cycle process and supply chain management in digital environment.
3. Select the proper procedure of validating practical work through digital validation in Factories.
4. Implementation the concepts of IoT and its role in digital manufacturing.
5. Analyse and optimize various practical manufacturing process through digital twin.

TEXT BOOKS:

1. Zude Zhou, Shane (Shengquan) Xie and Dejun Chen, Fundamentals of Digital Manufacturing Science, Springer-Verlag London Limited, 2012.
2. Alasdair Gilchrist, "Industry 4.0: The Industrial Internet of Things", A press, 2016.

REFERENCES:

1. Lihui Wang and Andrew YehChing Nee, Collaborative Design and Planning for Digital Manufacturing, Springer-Verlag London Limited, 2009.
2. Andrew Yeh Chris Nee, Fei Tao, and Meng Zhang, "Digital Twin Driven Smart Manufacturing", Elsevier Science., United States, 2019.
3. Alp Ustundag and Emre Cevikcan, "Industry 4.0: Managing The Digital Transformation", Springer Series in Advanced Manufacturing., Switzerland, 2017
4. Ronald R. Yager and Jordan Pascual Espada, "New Advances in the Internet of Things", Springer., Switzerland, 2018.
5. Ronald R. Yager and Jordan Pascual Espada, "New Advances in the Internet of Things", Springer., Switzerland, 2018.

CO	PO												PSO		
	1	2	3	4	5	6	7	8	9	10	11	12	1	2	3
1	3		1	1	3	3		1	2	2		2	3	2	1
2	3	2	3	1	3	3	2	2	2	2		2	3	2	3
3	3		3	1	3	3	2		3	2		2	3	2	3
4	3	2	2	2	3	3	2	2	2	2	2	2	3	2	3
5	3		2		1	3		2	2	2		2	3	2	2
Low (1) ; Medium (2) ; High (3)															

COURSE OBJECTIVES

- 1 To introduce the basics of 6 SIGMA
- 2 To learning about the lean manufacturing tools.
- 3 To study about the deeper understanding methodologies of Lean manufacturing.
- 4 To study the lean concepts and its elements.
- 5 To learn implementation and challenges of lean manufacturing.

UNIT – I BASICS OF 6 SIGMA 9

Introduction to 6 Sigma, basic tools of six sigma like problem solving approach, standard deviation, normal distribution, various sigma levels with some examples, value for the enterprise, Variation, and sources of variation, Mean and moving the mean, Various quality costs, cost of poor quality.

UNIT – II INTRODUCTION TO LEAN MANUFACTURING TOOLS 9

Process Capability Indices, Cause and Effect diagram, Control Charts, Introduction to FMEA, APQP, PPAP. 3 foundational 6 Sigma methodologies: DMAIC, DMEDI, and Process Management DMEDI for process creation, DMAIC for process improvement and PDCA for sustaining improvements.

UNIT – III DEEPER UNDERSTADING METHODOLOGIES 9

What is a process, Why Process management, Keys to process management, Difference between process management and 6 Sigma, Introduction to Deming cycle, PDCA, DMAIC and continuous improvement, DMEDI for creation process, DMAIC Vs DMEDI with examples, Introduction to Toyota Production System, Six Sigma and Production System integration.

UNIT – IV LEAN ELEMENTS 9

Introduction to Lean Concepts like In-Built Quality, Concept of Right Part at the Right Time, Lead Time reduction, Optimum utilization of Capital, Optimum utilization of People. Understanding the Zero-defect concept and Metrics, Focus on Human Resources, Quality, Delivery, Cost. Building Zero defect capabilities, Cultural and Organizational aspects

UNIT – V IMPLEMENTATION AND CHALLENGES 9

Implementing Checks and Balances in the process, Robust Information Systems, Dashboard, follow up and robust corrective and preventive mechanism. Concept of Audits, and continuous improvement from gap analysis, risk assessments etc.

TOTAL :45 PERIODS

OUTCOMES: At the end of the course the students would be able to

1. Discuss the basics of 6 SIGMA
2. Elaborate the lean manufacturing tools.
3. Illustrate about the deeper understanding methodologies of Lean manufacturing.
4. Discuss lean concepts and its elements.
5. Describe the implementation and challenges of lean manufacturing.

TEXT BOOKS:

1. Quality Planning and Analysis- JM Juran& FM Gryna. Tata Mc Graw Hill
2. Lean Manufacturing: Principles to Practice by Akhilesh N. Singh, Bibliophile SouthAsia
3. The Toyota Way: 14 Management Principles
4. Gemba Kaizen: A Commonsense Approach to a Continuous Improvement Strategy, Masaki Imai

REFERENCES:

1. Quality Council of India <https://qcin.org/> & its library. https://qcin.org/nbqp/knowledge_bank/
2. International Society of Six Sigma Professionals: <https://isssp.org/about-us/>
3. NPTEL / SWAYAM: <https://nptel.ac.in/courses/110105123> : Six Sigma, Prof. Jitesh J Thakkar, IIT Kharagpur, Certification course. (Self- Learning).
4. Older / Previous editions of AIAG manuals on APQP, FMEA and PPAP. These are great sources of information on Quality Planning and has basics of Project Management and required skills.
5. Quality Management for Organizations Using Lean Six Sigma Techniques- Erick C Jones

CO	PO												PSO		
	1	2	3	4	5	6	7	8	9	10	11	12	1	2	3
1	1	1	2	1	1				1		3	1	1	2	1
2	1	1	2	1	1				1		3	1	1	2	1
3	1	1	2	1	1				1		3	1	1	2	1
4	1	1	2	1	1				1		3	1	1	2	1
5	1	1	2	1	1				1		3	1	1	2	1
Low (1) ; Medium (2) ; High (3)															

CME348

MODERN ROBOTICS

L T P C
2 0 2 3

COURSE OBJECTIVES

- 1 To introduce definition, history of robotics and robot anatomy.
- 2 To learn the simulation of robot kinematics
- 3 To study the grasping and manipulation of robots.
- 4 To study about mobile robot and manipulation.
- 5 To study the applications of industrial, service, domestic robots.

UNIT – I INTRODUCTION

6

Robot: Definition, History of Robotics, Robot Anatomy, Co-ordinate systems, types and classification, Configuration space and degrees of freedom of rigid bodies and robots, Configuration space topology and representation; configuration and velocity constraints; task space and workspace, Rigid-body motions, rotation matrices, angular velocities, and exponential coordinates of rotation, Homogeneous transformation matrices.

UNIT – II SIMULATION OF ROBOT KINEMATICS

6

Robot kinematics, Forward and inverse kinematics (two three four degrees of freedom), Forward and inverse kinematics of velocity, Homogeneous transformation matrices, translation and rotation matrices Denavit and Hartenberg (D-H) transformation, Dynamics of Open Chains, Trajectory Generation, motion planning, robot control: First- and second-order linear error dynamics, stability of a feedback control system.

UNIT – III GRASPING AND MANIPULATION OF ROBOTS

6

Kinematics of contact, contact types (rolling, sliding, and breaking), graphical methods for representing kinematic constraints in the plane, and form-closure grasping, Coulomb friction, friction cones, graphical methods for representing forces and torques in the plane, End effectors, grippers, types of gripper, gripper force analysis, and examples of manipulation and grasping.

UNIT – IV MOBILE ROBOTS

6

Mobile robot, Wheeled Mobile Robots: Kinematic models of omnidirectional and non-holonomic wheeled mobile robots, Controllability, motion planning, feedback control of non-holonomic wheeled mobile robots; odometry for wheeled mobile robots; and mobile manipulation. Reference Trajectory generation, feed forward control

UNIT – V APPLICATIONS OF ROBOTS

6

Application of robotic: industrial robots, Service robots, domestic and house hold robots, Medical robots, military robots, agricultural robots, space robots, Aerial robotics Role of robots in inspection, assembly, material handling, underwater, space and healthcare

TOTAL :30 PERIODS

MODERN ROBOTICS LABORATORY

Experiments

1. 3D modeling and motion simulation of rotational joint assembly
2. 3D modeling and motion simulation of prismatic joint assembly
3. 3D modeling and motion simulation of Cartesian robot
4. 3D modeling and motion simulation of articulated robot
5. 3D modeling and motion simulation of spherical robot
6. 3D modeling and motion simulation of cylindrical robot

TOTAL :30 PERIODS

OUTCOMES: At the end of the course the students would be able to

1. Discuss the definition, history of robotics and robot anatomy.
2. Develop the simulation of robot kinematics
3. Describe the grasping and manipulation of robots.
4. Explain about mobile robot and manipulation.
5. Discuss the applications of industrial, service, domestic robots.

TEXT BOOKS:

1. Modern Robotics: Mechanics, Planning, and Control, by Kevin M. Lynch , Frank C. Park , Cambridge University Press; 1st edition (25 May 2017), ISBN-10 : 110715
2. Modern Robotics: Mechanics, Systems and Control, by Julian Evans, Larsen and Keller Education (27 June 2019), ISBN-10 : 1641720751

REFERENCES:

1. Modern Robotics: Designs, Systems and Control, by Jared Kroff, Willford Press (18 June 2019) ISBN-10 : 1682856763
2. Advanced Technologies in Modern Robotic Applications, by ChenguangYang , Hongbin Ma , Mengyin Fu, Springer; Softcover reprint of the original 1st ed. 2016 edition (30 May 2018), ISBN-10 : 981109263X
3. Modern Robotics: Building Versatile Machines, by Harry Henderson, Facts On File Inc; Illustrated edition (1 August 2006), ISBN-10 : 0816057451
4. Artificial Intelligence for Robotics, by Francis X. Govers, Packt Publishing Limited; Standard Edition (30 August 2018), ISBN-10 : 1788835441
5. Modern Robotics Hardcover by Lauren Barrett (Editor), Murphy & Moore Publishing (1 March 2022), ISBN-10 : 1639873732

CO	PO												PSO		
	1	2	3	4	5	6	7	8	9	10	11	12	1	2	3
1	2	1	3	1	2				1			1	1	2	3
2	2	1	3	1	2				1			1	1	2	3
3	2	1	3	1	2				1			1	1	2	3
4	2	1	3	1	2				1			1	1	2	3
5	2	1	3	1	2				1			1	1	2	3

Low (1) ; Medium (2) ; High (3)

PROGRESS THROUGH KNOWLEDGE

CME349

GREEN MANUFACTURING DESIGN AND PRACTICES

L T P C
3 0 0 3

COURSE OBJECTIVES

- 1 To introduce the concept of environmental design and industrial ecology.
- 2 To impart knowledge about air pollution and its effects on the environment.
- 3 To enlighten the students with knowledge about noise and its effects on the environment.
- 4 To enlighten the students with knowledge about water pollution and its effects on the environment.
- 5 To introduce the concept of green co-rating and its need

UNIT – I

DESIGN FOR ENVIRONMENT AND LIFE CYCLE ASSESSMENT

9

Environmental effects of design -selection of natural friendly material - Eco design - Environmental damage Material flow and cycles – Material recycling – Emission less manufacturing- Industrial Ecology – Pollution prevention – Reduction of toxic emission – design for recycle.

UNIT – II AIR POLLUTION SAMPLING AND MEASUREMENT**9**

Primary and Secondary Pollutants, Automobile Pollutants, Industrial Pollution, Ambient air quality Standards, Metrological aspects of air Pollution, Temperature lapse Rates and Stability-wind velocity and turbulence-Pump behavior dispersion of air Pollutants-solution to the atmosphere dispersion equation-the Gaussian Plume Model, Air pollution sampling-collection of gaseous air pollutants-collection of particulate pollutants-stock sampling, analysis of air pollutants-sulfur dioxide-nitrogen dioxide, carbon monoxide, oxidants and ozone.

UNIT – III NOISE POLLUTION AND CONTROL**9**

Frequency and Sound Levels, Units of Noise based power radio, contours of Loudness. Effect of human, Environment and properties, Natural and Anthropogenic Noise Sources, Measuring Instruments for frequency and Noise levels, Masking of sound, Types, Kinetics, Selection of different reactors used for waste treatment, Treatment of noise at source, Path and Reception, Sources of noise, Effects of noise-Occupational Health hazards, thermal Comforts, Heat Island Effects, Radiation Effects.

UNIT – IV WATER DEMAND AND WATER QUALITY**9**

Factors affecting consumption, Variation, Contaminants in water, Nitrates, Fluorides, Detergents, taste and odour, Radio activity in water, Criteria, for different impurities in water for portable and non-portable use, Point and non-point Source of pollution, Major pollutants of Water, Water Quality Requirement for different uses, Global water crisis issues.

UNIT – V GREEN CO-RATING**9**

Ecological Footprint - Need For Green Co-Rating – Green Co-Rating System – Intent – System Approach – Weightage- Assessment Process – Types Of Rating – Green Co-Benefits – Case Studies Of Green Co-Rating

TOTAL:45 PERIODS

OUTCOMES: At the end of the course the students would be able to

1. Explain the environmental design and selection of eco-friendly materials.
2. Analyse manufacturing processes towards minimization or prevention of air pollution.
3. Analyse manufacturing processes towards minimization or prevention of noise pollution.
4. Analyse manufacturing processes towards minimization or prevention of water pollution.
5. Evaluate green co-rating and its benefits.

TEXT BOOKS:

1. Gradel.T.E. and B.R. Allenby – Industrial Ecology – Prentice Hall – 2010
2. Rao M.N. and Dutta A.K. “Wastewater treatment”, Oxford & IBH publishing Co. Pvt. Ltd., New Delhi, Second Edition, 2006

REFERENCES:

1. Gradel.T.E. and B.R. Allenby – Industrial Ecology – Prentice Hall – 2010
2. Frances Cairncross– Costing the Earth: The Challenge for Governments, the Opportunities for Business – Harvard Business School Press – 1993.
3. World Commission on Environment and Development (WCED), Our Common Future, Oxford University Press 2005.
4. Rao M.N. and Dutta A.K. “Wastewater treatment”, Oxford & IBH publishing Co. Pvt. Ltd., New Delhi, Second Edition, 2006
5. Rao CS Environmental Pollution Control Engineering-, Wiley Eastern Ltd., New Delhi, 2006.
6. Lewis H Bell and Douglas H Bell, Industrial noise control, Fundamentals and applications, Marcel Decker, 1994.

CO	PO												PSO		
	1	2	3	4	5	6	7	8	9	10	11	12	1	2	3
1	1	1	3	1			3		1			1	1	2	2
2	1	1	3	1			3		1			1	1	2	2
3	1	1	3	1			3		1			1	1	2	2
4	1	1	3	1			3		1			1	1	2	2
5	1	1	3	1			3		1			1	1	2	2
Low (1) ; Medium (2) ; High (3)															

CME350 ENVIRONMENT SUSTAINABILITY AND IMPACT ASSESSMENT L T P C
3 0 0 3

COURSE OBJECTIVES

- 1 To make the students to understand the concepts of Environmental Sustainability & Impact Assessment
- 2 To familiarize the students in environmental decision making procedure.
- 3 Make the students to identify, predict and evaluate the economic, environmental, and social impact of development activities
- 4 To provide information on the environmental consequences for decision making
- 5 To promote environmentally sound and sustainable development through the identification of appropriate alternatives and mitigation measures.

UNIT – I ENVIRONMENTAL IMPACT ASSESSMENT 9

Environmental impact assessment objectives – rationale and historical development of EIA - Conceptual frameworks for EIA Legislative development – European community directive – Hungarian directive.

UNIT – II ENVIRONMENTAL DECISION MAKING 9

Strategic environmental assessment and sustainability appraisal – Mitigation, monitoring and management of environmental impacts- Socio economic impact assessment.

UNIT – III ENVIRONMENTAL POLICY, PLANNING AND LEGISLATION 9

Regional spatial planning and policy – Cumulative effects assessment – Planning for climate change, uncertainty and risk.

UNIT – IV LIFE CYCLE ASSESSMENT 9

Life cycle assessment; Triple bottom line approach; Industrial Ecology. Ecological foot printing, Design for Environment, Future role of LCA, Product stewardship, design, durability and justifiability, measurement techniques and reporting

UNIT – V SUSTAINABLE URBAN ECONOMIC DEVELOPMENT 9

Spatial economics – Knowledge economy and urban regions.

TOTAL: 45 PERIODS

OUTCOMES: At the end of the course the students would be able to

1. Explain the concepts of Environment Sustainability and trained to make decision related to Environment.
2. Make decision that has an effect on our environment
3. Evaluate the basics of environmental policy, planning and various legislation
Get valuable information for exploring decisions in each life stage of materials, buildings, services and infrastructure.
4. Explain the Life cycle assessment of Environmental sustainability.
5. Explain sustainable urban economic development.

TEXT BOOKS:

1. The Application of Science in Environmental Impact Assessment, by Aaron J. MacKinnon, Peter I Duinker , Tony R. Walker , Routledge; 1st edition (14 May 2019), ISBN-10 : 0367340194
2. Routledge Handbook of Environmental Impact Assessment, by Kevin Hanna, Routledge; 1st editic (11 April 2022), ISBN-10 : 0367244470

REFERENCES:

1. Clive George, C. Collin, H. Kirkpolarice – Impact Assessment and sustainable development – Edward Elgar Publishing, 2007
2. Robert B Gibsan, Sustainability Assessment, Earth Scan publishers, 2005
3. Simon Dresner, The principle of sustainability – Earth Scan publishers, 2008
4. Canter, R.L., “Environmental Impact Assessment”, McGraw Hill Inc., New Delhi, 1996.
5. Shukla, S.K. And Srivastava, P.R., “Concepts In Environmental Impact Analysis”, Common Wealth Publishers, New Delhi, 1992.
6. John G. Rau And David C Hooten “Environmental Impact Analysis Handbook”, McGraw Hill Book Company, 1990.

CO	PO												PSO		
	1	2	3	4	5	6	7	8	9	10	11	12	1	2	3
1	1		2				3		1			1	1	2	1
2	1		2				3		1			1	1	2	1
3	1		2				3		1			1	1	2	1
4	1		2				3		1			1	1	2	1
5	1		2				3		1			1	1	2	1
Low (1) ; Medium (2) ; High (3)															

CME351**ENERGY SAVING MACHINERY AND COMPONENTS****L T P C**
3 0 0 3**COURSE OBJECTIVES**

- 1 To introduce the various energy saving machineries and components to the students for the purpose of conserving energy.
- 2 To study the basics and principles of transforms, Pumps and motors.
- 3 To impart the knowledge about the methods of energy conservation.
- 4 To introduce the energy efficiency devices and concepts of ENCON.
- 5 To impart the knowledge about CO2 mitigation.

UNIT – I BASICS OF ELECTRICAL ENERGY USAGE**9**

Fuel to Power : Cascade Efficiency – Electricity Billing : Components and Costs – kVA – Need and Control – Determination of kVA demand and Consumption – Time of Day Tariff – Power Factor Basics – Penalty Concept for PF – PF Correction – Demand Side Management (a brief) - energy monitoring, measurement and analysis.

UNIT – II TRANSFORMERS AND MOTORS**9**

Transformer – Basics and Types – AVR and OLTC Concepts – Selection of Transformers – Performance Prediction - Energy Efficient Transformers - Motors : Specification and Selection – Efficiency / Load Curve – Load Estimation – Assessment of Motor Efficiency under operating conditions – Factors affecting performance – ill effects of Rewinding and Over sizing - Energy Efficient Motors – ENCON Scope. Transmission Line Parameters – Transmission Line Losses- Kelvin’s Law Performance Calculation and Analysis

UNIT – III FANS, PUMPS AND COMPRESSORS**9**

Basics – Selection – Performance Evaluation – Cause for inefficient operation – scope for energy conservation – methods adopted for effecting ENCON – Economics of ENCON adoption.

UNIT – IV STUDY OF ILLUMINATION AND ENERGY EFFICIENT DEVICES**9**

Specification of luminaries - Types - Efficacy - Selection and Application - ENCON Avenues and Economic Proposition - New Generation Luminaries (LED - Induction Lighting) - Soft Starters- Auto Star - Delta - Star Starters- APFC - Variable Speed and Frequency Drives - Time Sensors - Occupancy Sensors.

UNIT – V CO₂ MITIGATION AND CASE STUDIES**9**

Evaluation for 3 / 4 Typical Sectors – PAT Scheme (an introduction) – CO₂ Mitigation - Energy Conservation - Cost Factor. Case Studies on Industrial Energy Audit.

TOTAL:45 PERIODS

OUTCOMES: At the end of the course the students would be able to

1. Explain the various energy saving machinery and components.
2. Evaluate the various methods of conservation of energy.
3. Evaluate the performance and energy conservation of fans, pumps and compressors.
4. Discuss the various energy efficiency devices.
5. Explain the co2 mitigation and cost factor.

TEXT BOOKS:

1. Energy-Efficient Shutdown of Circuit Components and Computing Systems, by Ehsan Pakbazni, Proquest, Umi Dissertation Publishing (1 September 2011) ,ISBN-10 : 1243819898
2. Handbook on Energy Efficiency, TERI, New Delhi, 2001

REFERENCES:

1. Hamies, Energy Auditing and Conservation ; Methods Measurements, management and Case Study, Hemisphere, Washington, 1980
2. Trivedi, PR and Jolka KR, Energy Management, Commonwealth Publication, New Delhi, 1997
3. Handbook on Energy Efficiency, TERI, New Delhi, 2001
4. Peters, Kraushaar and Ristenen, Sustainable Energy, beta – test – draft, Energy and Problems of a Technical Society, 1993
5. Guide book for National Certification Examination for Energy Managers and Energy Auditors (www.energymanagertraining.com)
6. Nagrath IJ and Kothari DP, Power system engineering, TMH, 2007

CO	PO												PSO		
	1	2	3	4	5	6	7	8	9	10	11	12	1	2	3
1	2	2	1	1			3		1			1	1	2	2
2	2	2	1	1			3		1			1	1	2	2
3	2	2	1	1			3		1			1	1	2	2
4	2	2	1	1			3		1			1	1	2	2
5	2	2	1	1			3		1			1	1	2	2
Low (1) ; Medium (2) ; High (3)															

COURSE OBJECTIVES

- 1 To familiar the various standards and legislation of modern electronic manufacturing.
- 2 To know the conventional electronic processing and lead-free electronic manufacturing techniques.
- 3 To recognize the steps involved in assembly process and understand the need of recycle the electronics
- 4 To implement reliability and product life cycle estimation tools in green electronic manufacturing.
- 5 To demonstrate the green electronic manufacturing procedure in applications.

UNIT – I INTRODUCTION TO GREEN ELECTRONICS 9

Environmental concerns of the modern society- Overview of electronics industry and their relevant regulations in China, European Union and other key countries- global and regional strategy and policy on green electronics industry. Restriction of Hazardous substances (RoHS) - Waste Electrical and electronic equipment (WEEE - Energy using Product (EuP) and Registration - Evaluation, Authorization and Restriction of Chemical substances (REACH).

UNIT – II GREEN ELECTRONICS MATERIALS AND PRODUCTS 9

Basics of IC manufacturing and its process – Electronics with Lead (Pb) -free solder pastes, conductive adhesives, Introduction to green electronic materials and products - halogen-free substrates and components. Substitution of non-recyclable thermosetting polymer based composites with recyclable materials X-Ray Fluorescence (XRF) for identifying hazardous substances in electronic products

UNIT – III GREEN ELECTRONICS ASSEMBLY AND RECYCLING 9

Various processes in assembling electronics components - the life-cycle environmental impacts of the materials used in the processes - substrate interconnects. Components and process equipments - Technology and management on e-waste recycle system construction, global collaboration, and product disassembles technology.

UNIT – IV PRODUCT DESIGN AND SUSTAINABLE ECO-DESIGN 9

Stages of product development process in green design: Materials- Manufacturing - Packaging and use - End of Life and disposal - Design for recycling - Life Cycle Assessment (LCA), and Eco-design tools - Environmental management systems, and International standards - Eco-design in electronics industry.

UNIT – V CASE STUDIES 9

Reliability of green electronics systems , Reuse and recycle of End-of-Life(EOL) electrical and electronic equipment for effective waste management – Introduction of Green Supply Chain, and Modeling green products from Supply Chain point of view - A life-cycle assessment for eco-design of Cathode Ray Tube Recycling.

TOTAL:45 PERIODS**OUTCOMES:** At the end of the course the students would be able to

1. Get concise awareness of standards and legislation of modern electronic manufacturing for green environment.
2. Explain the conventional electronic processing and lead free electronic manufacturing techniques.
3. Realize the assembly process and the need of recycle of electronics
4. Use reliability and product life cycle estimation tools for electronic manufacturing.
5. Validate the green electronic manufacturing procedures in applications.

TEXT BOOKS:

1. Green Supply Chain Management, by Charisios Achillas , Dionysis D. Bochtis , Dimitrios Aidonis, Routledge; 1st edition (16 November 2018), ISBN-10 : 1138644617
2. Sammy G. Shina, Green Electronics Design and Manufacturing, McGraw Hill., 2008.

REFERENCES:

1. David Austen, Green Electronic Morning, Ingleby Gallery, 2006.
2. John Hu. Mohammed Ismail, CMOS High Efficiency on – Chip Power Management, Springer Publications 4th edition, 2011.
3. Yuhang yang and Maode Ma, Green Communications and Networks, Springer Publication., 2014.
4. Sanka Ganesan, Michael Pecht, Lead free Electronics, John Wiley & Sons, 2006.
5. Charles A. Harper, Electronic Materials and Processes Hand book, McGraw-Hill, 2010.
6. Sammy G. Shina, Green Electronics Design and Manufacturing, McGraw Hill., 2008.

CO	PO												PSO		
	1	2	3	4	5	6	7	8	9	10	11	12	1	2	3
1	1	1	2				2		1		3	1	1	2	2
2	1	1	2				2		1		3	1	1	2	2
3	1	1	2				2		1		3	1	1	2	2
4	1	1	2				2		1		3	1	1	2	2
5	1	1	2				2		1		3	1	1	2	2
Low (1) ; Medium (2) ; High (3)															

CME353**DESIGN OF PRESSURE VESSELS**

L	T	P	C
3	0	0	3

COURSE OBJECTIVES

- 1 To introduce the Mathematical knowledge to design pressure vessels and piping
- 2 To learn the ability to carry of stress analysis in pressure vessels and piping
- 3 To study the design of vessels and theory of reinforcement.
- 4 To study buckling and fracture analysis in vessels.
- 5 To learn piping layout and flow diagram.

UNIT – I INTRODUCTION**9**

Methods for determining stresses – Terminology and Ligament Efficiency – Applications

UNIT – II STRESSES IN PRESSURE VESSELS**9**

Introduction – Stresses in a circular ring, cylinder –Dilation of pressure vessels, Membrane stress Analysis of Vessel – Cylindrical, spherical and, conical heads – Thermal Stresses – Discontinuity stresses in pressure vessels.

UNIT – III DESIGN OF VESSELS**9**

Design of Tall cylindrical self-supporting process columns – Supports for short vertical vessels – Stress concentration at a variable Thickness transition section in a cylindrical vessel, about a circular hole, elliptical openings. Theory of Reinforcement – Pressure Vessel Design.

UNIT – IV BUCKLING AND FRACTURE ANALYSIS IN VESSELS**9**

Buckling phenomenon – Elastic Buckling of circular ring and cylinders under external pressure – collapse of thick walled cylinders or tubes under external pressure – Effect of supports on Elastic Buckling of Cylinders – Buckling under combined External pressure and axial loading.

UNIT – V PIPING**9**

Introduction – Flow diagram – piping layout and piping stress Analysis.

TOTAL:45 PERIODS

UNIT – II VISUAL INSPECTION**9**

Introduction to Non-Destructive Testing: An Introduction, Visual examination, Basic Principle, The Eye, Optical aids used for visual inspection, Applications. Liquid Penetrant Testing: Physical principles, Procedure for penetrant testing, Penetrant testing materials, Penetrant testing methods, Sensitivity, Applications, Limitations and Standards

UNIT – III MAGNETIC TESTING**9**

Magnetic Particle Testing, Eddy Current Testing: Magnetism-basic definitions and principle of magnetic particle testing, Magnetizing techniques, induced current flow, Procedure used for testing a component, Equipment Used for magnetic particle testing, Sensitivity, Limitations. Eddy Current Testing: Principles, Instrumentation for eddy current testing Techniques. Sensitivity Advanced Eddy Current Test Methods, Applications, Limitations.

UNIT – IV RADIOGRAPHY TESTING**9**

Radiography, Ultrasonic Testing: Basic principle, Electromagnetic radiation, Sources, Radiation attenuation in the specimen. Effect of radiation in film, Radiographic imaging, Inspection techniques, Applications of radiographic inspection, Limitations, Safety in Industrial Radiography, Standards, Neutron radiography. Ultrasonic Testing: Basic properties of sound beam, Ultrasonic transducers, Inspection methods, Techniques for Normal Beam Inspection, Techniques for Angle Beam Inspection, Flaw characterization techniques, Ultrasonic flaw detection equipment, Modes of Display, Immersion Testing, Applications of Ultrasonic Testing, Advantages, Limitations

UNIT – V ACOUSTIC TESTING**9**

Acoustic Emission Testing: Principle of Acoustic Emission Testing, Technique, Instrumentation, Sensitivity, Applications, Standards. Thermograph: Basic Principles, Detectors and Equipment, Techniques, Applications, Codes and Standards. In Situ Metallographic Examination: Approach to the Selection of Site for Metallographic examination, Replication process, Significance of Microstructure observation, Decision making, Applications, Codes and Standards.(digital signal process)

Total : 30 Periods**NON DESTRUCTIVE TESTING LABORATORY****Experiments**

1. Conducting experiment using liquid penetrant testing
2. Conducting experiment using magnetic particle testing
3. Conducting experiment using ultrasonic testing
4. Conducting experiment using electromagnetic testing
5. Conducting experiment using acoustic emission testing

Total :30 Periods

OUTCOMES: At the end of the course the students would be able to

1. Discuss the need and scope of failure analysis and fundamental sources of failures.
2. Describe about non-destructive testing and basic principles of visual inspection.
3. Explain about magnetic testing and principles, techniques.
4. Explain the principle of radiography testing and its inspection techniques and methods.
5. Describe the acoustic testing principle and technique and instrumentation.

TEXT BOOKS:

1. Baldev Raj, T.Jayakumar, M.Thavasimuthu Practical Non-Destructive Testing, Narosa Publishing House, 2014.
2. Ravi Prakash, Non-Destructive Testing Techniques, 1st revised edition, New Age International Publishers, 2010

REFERENCES:

1. ASM Metals Handbook, Non-Destructive Evaluation and Quality Control, American Society of Metals, Metals Park, Ohio, USA, 200, Volume-17.

2. ASNT, American Society for Non Destructive Testing, Columbus, Ohio, NDT Handbook, Vol. 1, Leak Testing, Vol. 2, Liquid Penetrant Testing, Vol. 3, Infrared and Thermal Testing Vol. 4, Radiographic Testing, Vol. 5, Electromagnetic Testing, Vol. 6, Acoustic Emission Testing, Vol. 7, Ultrasonic Testing
3. Charles, J. Hellier, Handbook of Non destructive evaluation, McGraw Hill, New York 2001.
4. Paul E Mix, Introduction to Non-destructive testing: a training guide, Wiley, 2nd Edition New Jersey, 2005
5. J. Prasad and C. G. K. Nair, Non-Destructive Test and Evaluation of Materials, Tata McGraw-Hill Education, 2nd edition (2011).

tCO	PO												PSO		
	1	2	3	4	5	6	7	8	9	10	11	12	1	2	3
1	2	2	1	2	2				1			1	2	1	2
2	2	2	1	2	2				1			1	2	1	2
3	2	2	1	2	2				1			1	2	1	2
4	2	2	1	2	2				1			1	2	1	2
5	2	2	1	2	2				1			1	2	1	2

Low (1) ; Medium (2) ; High (3)

CME355 MATERIAL HANDLING AND SOLID PROCESSING EQUIPMENT L T P C
3 0 0 3

COURSE OBJECTIVES

- 1 To provide knowledge on materials handling equipment.
- 2 To provide knowledge on Industrial Vehicles
- 3 To provide knowledge on conveyor equipment.
- 4 To provide knowledge on Auxiliary Equipment and Hoisting Equipment.
- 5 To provide knowledge on Bulk Handling Equipment and Systems

UNIT – I INTRODUCTION TO MATERIALS HANDLING 9

Basic principles & objectives in material handling and its benefits - Classification of material handling equipment - selection of material handling equipments - guidelines for effective utilisation of material handling equipments - unit load concept

UNIT – II INDUSTRIAL VEHICLES 9

Introduction and types - Hand trucks - Two wheel Hand Trucks - Multiple wheel Hand Trucks - Hand Lift Trucks - Power Trucks - Fixed Platform Truck - Platform Lift Truck - Pallet Lift Truck - Walkie Truck - Straddle Carrier - Fork Lift Trucks - Specifications of FLT - FLT Attachments - Tractors - Industrial Tractor-Trailer-Self-propelled trucks and fork trucks - Automated guided vehicles Theory

UNIT – III CONVEYORS 9

Classification of conveyors- Definition - Description - General Characteristics - types and uses of belt Conveyors - Roller conveyors - Haulage Conveyors - Screw Conveyors - Bucket Conveyors - Chain Conveyors - Cable Conveyors - Pneumatic and Hydraulic conveyors - Computer controlled conveyor system.

UNIT – IV AUXILIARY EQUIPMENT AND HOISTING EQUIPMENT 9

Hoppers - Gates- Feeders- Chutes-positioners- Ball Table- Weighing and Control Equipment- Pallet loaders and unloaders - applications and advancements. - Hoisting Equipment - parts of hoisting equipment - Description and uses of hoists - Description and uses of ropes - description and purpose of crane hooks - Elevators - Cranes - Derricks - and its types

UNIT – V BULK HANDLING EQUIPMENT AND SYSTEMS**9**

Storage of bulk solids - bulk handling equipment - Robotic handling - Materials handling at the workplace - Robots and their classification - Major components of a robot - classification of Robotic manipulators - Robotic handling applications

TOTAL:45 PERIODS**OUTCOMES:** At the end of the course the students would be able to

1. Discuss the basic concepts of material handling equipment.
2. Explain the basic working principles of various industrial Vehicles.
3. Develop the basic working principles of various conveyors.
4. Elaborate the basic working principles of various Auxiliary Equipment and Hoisting Equipment.
5. Explain the basic working principles of various Bulk Handling Equipment and Systems.

TEXT BOOKS:

1. Allegri (Sr.), T.H., Material Handling – Principles and Practices, CBS Publishers and Distributors, Delhi, 1987.
2. Siddharta Ray, Introduction to Materials Handling, New Age International Publishers

REFERENCES:

1. Bolz, H. A and Hagemann, G. E (ed.), “Materials Handling Handbook”, Ronald Press
2. 8005:1976, Classification of Unit Loads, Bureau of Indian Standards.
3. Apple, J.A., “Material Handling System Design”, John Wiley & Sons
4. Theodore H., Allegre Sr., Material Handling Principles and Practice, CBS Publishers and Distributors
5. Immer J. R., Material Handling, Tata McGraw Hill Publication.

CO	PO												PSO		
	1	2	3	4	5	6	7	8	9	10	11	12	1	2	3
1	2	1	1	1	1				1			1	1	2	2
2	2	1	1	1	1				1			1	1	2	2
3	2	1	1	1	1				1			1	1	2	2
4	2	1	1	1	1				1			1	1	2	2
5	2	1	1	1	1				1			1	1	2	2

Low (1) ; Medium (2) ; High (3)

PROGRESS THROUGH KNOWLEDGE

CME356**ROTATING MACHINERY DESIGN**

L	T	P	C
3	0	0	3

COURSE OBJECTIVES

- 1 To familiarize the course member with various operations of gas turbines and other driven rotating machines.
- 2 To familiarize students with the common problems associated with the mechanical design and the lifting of the major rotating components of the gas turbine engine.
- 3 To study the failure criteria of rotating machinery.
- 4 To learn the design of discs, blades for rotating machinery.
- 5 To study about blade vibrations Damage Mechanisms.

UNIT – I INTRODUCTION**9**

Overview of the different operational regimes for gas turbine applications: base load, peak load, standby and backup operations, alongside their individual operational requirements. Fundamentals of Creep and Fatigue damage mechanisms. Material, design and operational parameters that affect creep and fatigue. Experimental and test procedures to characterise creep and fatigue damage.

UNIT – II DESIGNING FORCES**9**

Loads/forces/stresses in gas turbine engines: loads - rotational inertia, flight, precession of shafts, pressure gradient, torsion, seizure, blade release, engine mountings and bearings-Discussion of major loadings-rotating components and pressure casing components.

UNIT – III FAILURE CRITERIA**9**

Monotonic failure criteria: proof, ultimate strength. Theories of failure - bi-axial loads. Other failure mechanisms - gas turbine engines including creep and fatigue. Fatigue properties - SN and RM diagrams. Stress concentration, mean stress, Cumulative fatigue, Goodman diagram and safety factor for gas turbine components. Larson-Miller time-temperature parameter.

UNIT – IV BLADE DESIGN**9**

Design of discs, blades. Illustration of magnitude stresses in conventional axial flow blades- simple desk-top method -effects of leaning the blade. Design of flanges and bolted structures. Leakages through a flanged joint and failure from fatigue.

UNIT – V BLADE VIBRATIONS AND DAMAGE MECHANISMS**9**

Natural frequencies turbomachine blades. Blade twist, centrifugal stiffening, Sources of blade excitation, Stationary flow disturbance, rotating stall and flutter. Campbell diagram and troublesome resonances. Allowances for temperature, pre-twist and centrifugal stiffening. Methods for dealing with resonances.

TOTAL:45 PERIODS

OUTCOMES: At the end of the course the students would be able to

1. Differentiate the operational regimes and requirements related to different gas turbine applications.
2. Describe and distinguish the design requirements and loads encountered by gas turbine components during normal operation;
3. Analyse, evaluate and assess the loads, stresses, failure criteria and factors of safety used in gas turbine engines
4. Evaluate impact of vibrations on design and operation of gas turbine;
5. Assess the creep and fatigue damage of gas turbine components based on design and operational parameters

TEXT BOOKS:

1. A S Rangawala, Turbomachinery Dynamics-Design and operations, McGraw-Hill, 2005, ISBN-13: 978-0071453691.
2. Design, Modeling and Reliability in Rotating Machinery, Robert X. Perez (Editor) ISBN: 978-1-119-63169-9

REFERENCES:

1. P.P Walsh and P. Peletcher, Gas Turbine Performance' Blackwell Science, 1998, ISBN0632047843.
2. Turbines, Compressors & Fans S. M. Yahya Tata McGraw Hill Co. Ltd 2nd edition, 2002
3. Principals of Turbo machines D. G. Shepherd The Macmillan Company 1964
4. Fluid Mechanics & Thermodynamics of Turbo machines S. L. Dixon Elsevier 2005
5. Shaft Alignment Handbook (Mechanical Engineering) by John Piotrowski | 2 November 2006

CO	PO												PSO		
	1	2	3	4	5	6	7	8	9	10	11	12	1	2	3
1	3	2	3	1					1			1	2	3	1
2	3	2	3	1					1			1	2	3	1
3	3	2	3	1					1			1	2	3	1
4	3	2	3	1					1			1	2	3	1
5	3	2	3	1					1			1	2	3	1

Low (1) ; Medium (2) ; High (3)

COURSE OBJECTIVES

- 1 To introduce the concepts of thermal and fired equipment.
- 2 To study the basis, design and construction of boilers.
- 3 To study of typical fuel firing systems in the boiler.
- 4 To study of materials requirements for pressure parts.
- 5 To study of various boiler auxiliaries system.

UNIT – I INTRODUCTION**9**

Principal equipment in Thermal Power Plant, Historical developments of Boiler, Utility, Industrial boilers, Modern trends in boiler design, Basic knowledge of different types of Thermal Fired Equipment, sub critical and super critical boilers - Coal, Oil, Gas, Pulverised fuel cyclone, FBC, CFBC, MSW, and Stoker firing, Boiler efficiency, auxiliary power consumption, Performance data, Performance Correction Curves

UNIT – II BASIS OF BOILERS AND DESIGN**9**

Codes- Design and Construction, IBR, ISO, ASME, BS, Heat balance diagram, Boiler parameters, Fuel analysis and variations, Site conditions, Furnace heat loadings, FOT, Plan area loading, Volumetric loading Balanced Draft and Pressurised Furnace, Natural / Controlled Circulation, Constant and Sliding Pressure, Boiler heat transfer surfaces, Flue gas velocities, boiler auxiliaries, Boiler schemes, Boiler Layouts

UNIT – III FIRING SYSTEM- FUEL AND MILLING**9**

Coal / Oil / Natural Gas in any combination, Lignite, Blast Furnace Gas / Coke Oven Gas / Corex Gas Carbon Monoxide / Tail gas, Asphalt, Black Liquor, Bagasse, Rice Husk, Washery Rejects, Wheat / Rice straw MSW, wind box, Burner, Type of Stokers, Pulverisers - Bowl mill, Tube mill, Direct firing, Indirect firing, Wall firing (Turbulent / Vortex Burners), Tangential firing (Jet Burners), Fire Ball.

UNIT – IV PRESSURE PARTS AND DESIGN AND MATERIALS**9**

Economiser, Drums, Water Walls, Headers, Links, Super Heater, Super Heaters, Reheaters, Tubes, Spiral Tubes, Surface area, Free Gas Area, Metal temperature, LMTD, Acid Dew Point Temperature, Carbon steel, Low alloy steel, Titanium alloy steel

UNIT – V BOILER AUXILIARIES**9**

Air preheaters (APH) – bi sector APH, Tri sector APH, Cold PA System, Hot PA System, Tubular APH, Steam coil Air preheater, FANS – Axial, Radial, Performance curves, MILLS- Tube, Vertical mills, Air quality Control systems, Dust Collection System - Mechanical Precipitator, Electrostatic Precipitator, FGD, SCR, SNCR

TOTAL:45 PERIODS

OUTCOMES: At the end of the course the students would be able to

1. Explain the concepts of thermal and fired equipment.
2. Discuss the basis, design and construction of boilers.
3. Describe of typical fuel firing systems in the boiler.
4. Discuss the materials requirements for pressure parts.
5. Discuss of various boiler auxiliaries system.

TEXT BOOKS:

1. A Course in Power Plant Engineering; Dhanapat Rai and Sons - Domkundwar
2. Power Plant Engineering by B. Vijaya Ramnath C. Elanchezian, L. Saravanakumar

REFERENCES:

1. Elwakil M, Power Plant Technology, McGraw Hill, New York, 1964
2. Steam Generators and Waste Heat Boilers: For Process and Plant Engineers (Mechanical Engineering) by V. Ganapathy
3. Steam Generators: Description and Design by Donatello Annaratone

4. An Introduction to Coal and Wood Firing Steam Generators (Power Plants Engineering) by J Paul Guyer
5. Advances in Power Boilers (JSME Series in Thermal and Nuclear Power Generation) by Mamoru Ozawa and Hitoshi Asano | 28 January 2021

CO	PO												PSO		
	1	2	3	4	5	6	7	8	9	10	11	12	1	2	3
1	2	1	3	1					1			1	2	3	2
2	2	1	3	1					1			1	2	3	2
3	2	1	3	1					1			1	2	3	2
4	2	1	3	1					1			1	2	3	2
5	2	1	3	1					1			1	2	3	2

Low (1) ; Medium (2) ; High (3)

CME358 INDUSTRIAL LAYOUT DESIGN AND SAFETY **L T P C**
2 0 2 3

COURSE OBJECTIVES

The main learning objective of this course is to prepare the students for:

- 1 To introduce the industrial facility layout design principles, process and material flow analysis and product and equipment analysis.
- 2 To learn the facilities layout design algorithms and selecting appropriate software.
- 3 To study the facilities layout problem modelling tools and algorithms for production, warehouse, and material handling.
- 4 To learn the safety planning and management principles in industries.
- 5 To learn the various safety management approaches in industries.

UNIT – I INTRODUCTION 6

Industrial Facility Layout: Definition, Types of Layout Problems, Engineering Design Problem Approach – Product Analysis, Equipment Selection, Personnel Requirement Analysis, Space Requirement and Availability – Process and Material Flow Analysis, Data Requirement for Layout Decisions, Tools for Presenting Layout Designs.

UNIT – II FACILITIES LAYOUT DESIGN & ALGORITHMS 6

Traditional Approaches to Facility Layout, Systematic Layout Planning, Special Considerations in Office Layout, Engineering Design Problem Approach, Code Compliance, OSHA, ADA Regulations, and Other Considerations in Facility Design – Algorithms for the Layout Problem, Construction Algorithms, Improvement Algorithms, Hybrid Algorithms, Layout Software (CRAFT, BLOCPLAN, PFAST, Layout-iQ, VIP-PLANOPT, Factory CAD, Factory FLOW, Plant Simulation)

UNIT – III FACILITIES LAYOUT PROBLEM MODELS & ALGORITHMS 6

Models for the Layout Problem, Generic Modeling Tools, Models for the Single-Row Layout Problem, Models for the Multi row Layout Problem with Departments of Equal and Unequal Area – Material Handling, Principles, Types, Models for Material-Handling System Design – Storage and Warehousing, Warehouse Functions, Warehouse Design and Operation.

UNIT – IV SAFETY PLANNING & MANAGEMENT 6

Introduction: Elements of Safety Programming, Safety Management. Upgrading Safety Developmental Programs: Safety Procedures, Arrangements and Performance Measures, Education, Training and Development in Safety. Safety Performance: An Overview of an Accident, Occupational Health and Industrial Hygiene. Understanding the Risks: Prevention of Accidents Involving Hazardous Substances. Indian Factories Act 1948 for Health and Safety.

UNIT – V APPROACHES IN SAFETY MANAGEMENT**6**

Safeguarding against Common Potential Hazards: Trips, Slips and Falls, Preventing Electrocutation, Static Electricity, Hazardous Energy Control. Specific Hazard Control Measures: Forklift Hazard Control, Tractor Hazard Control. Safe Handling and Storage: Material Handling, Compressed Gas Cylinders, Corrosive Substances, Hydrocarbons, Waste Drums and Containers.

TOTAL:30 PERIODS**INDUSTRIAL LAYOUT DESIGN LABORATORY****Experiments**

1. Simulation of Manufacturing Shop
2. Simulation of Batch Production System
3. Simulation of Multi Machine Assignment System
4. Simulation of Manufacturing and Material Handling Systems
5. Simulation of a Shop Floor
6. Simulation of Material Handling Systems

TOTAL:30 PERIODS**COURSE OUTCOMES:** At the end of the course the students would be able to

1. Explain the industrial facility layout design principles, process and material flow analysis and product and equipment analysis.
2. Discuss the facilities layout design algorithms and selecting appropriate software.
3. Describe the facilities layout problem modeling tools and algorithms for production, warehouse, and material handling.
4. Explain the safety planning and management principles in industries.
5. Illustrate the various safety management approaches in industries.

TEXT BOOKS:

1. Sunderesh S. Heragu, "Facilities Design", 3rd Edition, CRC Press Taylor & Francis Group, 2008.
2. L. M. Deshmukh, "Industrial Safety Management: Hazard Identification and Risk Control", Tata McGraw-Hill Publishing Co. Ltd., 2005.

REFERENCES:

1. Eric Teicholz, "Facility Design and Management Handbook", Tata McGraw-Hill Publishing Co. Ltd., 2001.
2. James A. Tompkins, John A. White, Yavuz A. Bozer, and J. M. A. Tanchoco, "Facilities Planning", 4th Edition, John Wiley & Sons, 2010.
3. Matthew P. Stevens and Fred E. Meyers, "Manufacturing Facilities Design and Material Handling", 5th Edition, Purdue University Press, 2013.
4. Charles D. Reese, Occupational Health and Safety Management: A Practical Approach, CRC Press, 2003.
5. J Maiti, Pradip Kumar Ray, Industrial Safety Management: 21st Century Perspectives of Asia, Springer, 2017.
6. Industrial Hazard and Safety Handbook: (Revised impression by Ralph W King and John Magid | 24 September 2013

CO	PO												PSO		
	1	2	3	4	5	6	7	8	9	10	11	12	1	2	3
1	1	2	2	2	1	3	3	3	2	1	1	3	2	2	2
2	1	2	2	2	1	3	3	3	2	1	1	3	2	2	2
3	1	2	2	2	1	3	3	3	2	1	1	3	2	2	2
4	1	2	2	2	1	3	3	3	2	1	1	3	2	2	2
5	1	2	2	2	1	3	3	3	2	1	1	3	2	2	2
Low (1) ; Medium (2) ; High (3)															

COURSE OBJECTIVES

- 1 To study the Codes and Standards and Need for them in the Industry
- 2 To know the different sources and the bodies that publish Codes and Standards
- 3 To familiarize the Government Regulations and its applicability
- 4 To familiarize with different codes used in Different Industry
- 5 To familiarize the Codes and Standards used in Process Industry

UNIT – I INTRODUCTION 9

Introduction to Codes and Standards. What is code? What is Standard? Need for codes and standards. Objective of Codes and Standards. Codes, Standards and Good Engineering Practices.

UNIT – II CODES 9

Codes and Standards used in Different Industry. Material, Design, Inspection and Construction Codes. Process Industry Codes. Machinery Design codes. Codes used in Oil and Gas Industry. Welding Codes. Machine Design. Automotive. HVAC. Performance Test Codes. Other Discipline codes

UNIT – III STANDARDS 9

Sources of Codes and Standards. Who publishes Codes and Standards? International Societies and Professional Bodies. Process of Standardisation and Code publishing in Professional Bodies and Companies. Interdisciplinary Codes.

UNIT – IV REGULATIONS 9

Government and Federal Regulations. Need for them. Indian and International Regulations. Standards organisations. Weather and Climatic codes. IS, ISO, IBR, OISD. Certification Bodies. Authorities and Engineers to certify. PE, Chartered Engineers

UNIT – V DESIGN CODES 9

Codes and Standards applicable in Process Industry Equipment Design. Pressure Vessel Design Codes. Heat Exchanger Design Codes. Wind and Seismic Codes. Machinery Codes. Package Equipment Design Codes. Performance Test Codes. ASTM, ASME, API, AWS, ANSI, ISO, ASHRAE.

TOTAL:45 PERIODS

OUTCOMES: At the end of the course the students would be able to

1. Explain the need for codes and Standards in Industry.
2. Discuss the different codes and standards used in different industry.
3. Discuss the sources of different codes and standards and the societies that publish them and how these are evolved
4. Explain need for Government regulations and Certification authorities and familiar with common regulations in India and International
5. Discuss knowledge of codes and standards used in Process equipment design for Oil and Gas Industry.

TEXT BOOKS:

1. Mechanical Engg. Handbook. ASME. ASTM.API
2. Perrys Chemical Engg Handbook

REFERENCES:

1. ASME
2. API
3. ISO, IBR, OISD
4. AWS
5. ISHRAE

TEXT BOOKS:

1. Biomass for Bioenergy and Biomaterials, by Nidhi Adlakha, Rakesh Bhatnagar, Syed Shams Yazdani, CRC Press; 1st edition (22 October 2021), ISBN-10 : 0367745550
2. Bioenergy and Biochemical Processing Technologies, by Augustine O. Ayeni, Samuel EshorameSanni, Solomon U. Oranus, Springer (30 June 2022).

REFERENCES:

1. David Boyles, Bio Energy Technology Thermodynamics and costs, Ellis Hoknood Chichester, 1984.
2. Iyer PVR et al, Thermochemical Characterization of Biomass, M N E S
3. Khandelwal KC, Mahdi SS, Biogas Technology – A Practical Handbook, Tata McGraw Hill, 1986
4. Mahaeswari, R.C. Bio Energy for Rural Energisation, Concepts Publication, 1997
5. Tom B Reed, Biomass Gasification – Principles and Technology, Noyce Data Corporation, 1981

CO	PO												PSO		
	1	2	3	4	5	6	7	8	9	10	11	12	1	2	3
1	2				2		3		1			2	3		
2	2	2	3			2	2				2	2	3		
3	2	2	3	2			1				2	2	3	2	
4	2	2	3	2			1				2	2	3	1	
5	2	2	3	2			1				2	2	3	1	

Low (1) ; Medium (2) ; High (3)

CME361**CARBON FOOTPRINT ESTIMATION AND REDUCTION TECHNIQUES**

L	T	P	C
3	0	0	3

COURSE OBJECTIVES

- 1 To introduce climate change and carbon footprint
- 2 To study the principle of product life cycle and Green House Gas emissions accounting
- 3 To study the Methodology for Carbon Footprint Calculation
- 4 To learn emission mitigation and carbon sink
- 5 To study the case study of carbon footprint.

UNIT – I**CLIMATE CHANGE AND CARBON FOOTPRINT****9**

Green House Effect and Climate Change - Causes and Impacts of Climate Change – Economic implications of Climate Change -IPCC Reports and Projected Climate Change Scenarios – Green House Gas (GHG) Emission – Carbon footprint of Activities, Processes, Products and Services of Organisations – GHG Emission factors and Calculations

UNIT – II**PRODUCT LIFE CYCLE AND GHG EMISSIONS****9**

Life-cycle GHG Accounting - Principles of Product Life Cycle GHG Accounting and Reporting - Fundamentals of Product Life Cycle GHG Accounting - Establishing the Scope of a Product Inventory- GHG Emission Inventories and Accounting - Collecting Data and Assessing Data Quality- Allocation and Assessing Uncertainty

UNIT – III**METHODOLOGICAL ASPECTS OF CARBON FOOTPRINT****9**

Methodology for Carbon Footprint Calculation in Crop and Livestock Production, End of Life Scenarios and Carbon Footprint of Wood Cladding, Carbon Footprints and Greenhouse Gas Emission Savings of Alternative Synthetic Biofuels, Making Food Production GHG Efficient, Carbon Footprint of Wood-Based Products and Buildings, Challenges and Merits of Choosing Alternative

COURSE OBJECTIVES

- 1 To learn Quantifying the energy demand and energy supply scenario of nation and explaining the need for energy auditing for becoming environmentally benign
- 2 To Analyzing factors behind energy billing and applying the concept of demand side management for lowering energy costs
- 3 To learn Computing the stoichiometric air requirement for any given fuel and quantifying the energy losses associated with thermal utilities of industries
- 4 To Diagnosing the causes for under performance of various electrical utilities and suggesting remedies for improving their efficiency
- 5 To Applying CUSUM and other financial evaluation techniques to estimating the accruable energy savings/monetary benefits for any energy efficiency project

UNIT – I INTRODUCTION**9**

Energy scenario of World, India and TN - Environmental aspects of Energy Generation – Material and Energy balancing - Energy Auditing: Need, Types, Methodology and Barriers. Role of Energy Managers. Basic instruments for Energy Auditing.

UNIT – II ELECTRICAL SUPPLY SYSTEMS**9**

Electricity Tariff structures – Typical Billing - Demand Side Management - HT and LT supply - Power Factor – Energy conservation in Transformers – Harmonics

UNIT – III ENERGY CONSERVATION IN MAJOR THERMAL UTILITIES**9**

Stoichiometry - Combustion principles. Energy conservation in: Boilers - Steam Distribution Systems - Furnaces - Thermic Fluid Heaters – Cooling Towers – D.G. sets. Insulation and Refractories - Waste Heat Recovery Devices.

UNIT – IV ENERGY CONSERVATION IN MAJOR ELECTRICAL UTILITIES**9**

Energy conservation in: Motors - Pumps – Fans – Blowers - Compressed Air Systems - Refrigeration and Air Conditioning Systems - Illumination systems

UNIT – V ENERGY MONITORING, TARGETING, LABELLING AND ECONOMICS**9**

Elements of Monitoring & Targeting System – CUSUM - Energy / Cost index diagram – Energy Labelling - Energy Economics – Cost of production and Life Cycle Costing - Economic evaluation techniques – Discounting and Non-Discounting - ESCO concept – PAT scheme

TOTAL :45 PERIODS

OUTCOMES: At the end of the course the students would be able to

1. Discuss Quantify the energy demand and energy supply scenario of nation and appreciate the need for energy auditing for becoming environmentally benign
2. Analyse factors behind energy billing and apply the concept of demand side management for lowering energy costs
3. Compute the stoichiometric air requirement for any given fuel and quantify the energy losses associated with thermal utilities of industries
4. Diagnose the causes for under performance of various electrical utilities and suggest remedies for improving their efficiency
5. Apply CUSUM and other financial evaluation techniques to estimate the accruable energy savings/monetary benefits for any energy efficiency project

TEXT BOOKS:

1. Guide book for National Certification Examination for “Energy Managers and Energy Auditors” (4 Volumes). Available at <http://www.em-ea.org/gbook1.asp>. This website is administered by Bureau of Energy Efficiency (BEE), a statutory body under Ministry of Power, Government of India.
2. K. Nagabhushan Raju, Industrial Energy Conservation Techniques: (concepts, Applications and Case Studies), Atlantic Publishers &Dist, 2007.

REFERENCES:

1. Abbi Y P, Shashank Jain., Handbook on Energy Audit and Environment Management, TERI Press, 2006.
2. Albert Thumann and Paul Mehta D, "Handbook of Energy Engineering", 7th Edition, The Fairmont Press, 2013.
3. Murphy.W.R. and McKay.G, "Energy Management", Butterworth, London 1982.
4. Paul W.O'Callaghan, Design and management for energy conservation: A handbook for energy managers, plant engineers, and designers, Pergamon Press, 1981.
5. Steve Doty, Wayne Turner C, Energy Management Handbook 7th Edition, The Fairmont Press, 2009.

CO	PO												PSO		
	1	2	3	4	5	6	7	8	9	10	11	12	1	2	3
1	2	2	1				3		1			1	2	2	2
2	2	2	1				3		1			1	2	2	2
3	2	2	1				3		1			1	2	2	2
4	2	2	1				3		1			1	2	2	2
5	2	2	1				3		1			1	2	2	2
Low (1) ; Medium (2) ; High (3)															

CME363

ENERGY EFFICIENT BUILDINGS

L T P C
3 0 0 3

COURSE OBJECTIVES

- 1 To learn the climate and buildings, building efficiency rating and standards
- 2 Developing energy efficiency in building envelopes through alternate methods
- 3 To study the thermal comfort, passive heating and cooling techniques
- 4 To apply various energy saving concepts in buildings.
- 5 To incorporate Renewable energy systems in buildings

UNIT – I INTRODUCTION

9

Climate and Building, Historical perspective, Aspects of Net Zero building design – Sustainable Site, Water, Energy, Materials and IGBC, LEED, GRIHA, IEQ and ECBC Standards

UNIT – II LANDSCAPE AND BUILDING ENVELOPES

9

Energy efficient landscape design – Micro climates – various methods – Shading, water bodies – Building envelope: Building materials, Envelope heat loss and heat gain and its evaluation, paints, insulation, Design methods and tools

UNIT – III THERMAL COMFORT, PASSIVE HEATING AND COOLING

9

Thermal comfort, Psychrometry, Comfort indices – ASHRAE / ISHRAE Standards on thermal Comfort – Passive heating and cooling systems - HVAC Systems for build environment – Heat Pumps, Evaporative Cooling and Radiant Cooling.

UNIT – IV ENERGY CONSERVATION IN BUILDING UTILITIES

9

Energy conservation in Hot water generator – Boiler, Heat Pumps, DG Sets, Motors, Pumps, Illumination Systems, Electrical distribution systems, Cooling Towers, Refrigeration and Air Conditioning Systems, Water and Waste Management systems

UNIT – V RENEWABLE ENERGY IN BUILDINGS

9

Introduction of Renewable sources in buildings, Stand-alone PV systems, BIPV, Solar water heating, Solar Air Conditioning in Buildings, Small wind turbines, Poly-generation systems in Buildings

TOTAL :45 PERIODS

OUTCOMES: At the end of the course the students would be able to

1. Familiar with climate responsive building design and basic concepts
2. Explain the basic terminologies related to buildings
3. Discuss the energy efficient air conditioning techniques
4. Evaluate the performance of buildings
5. Gets acquainted with Renewable energy systems in buildings

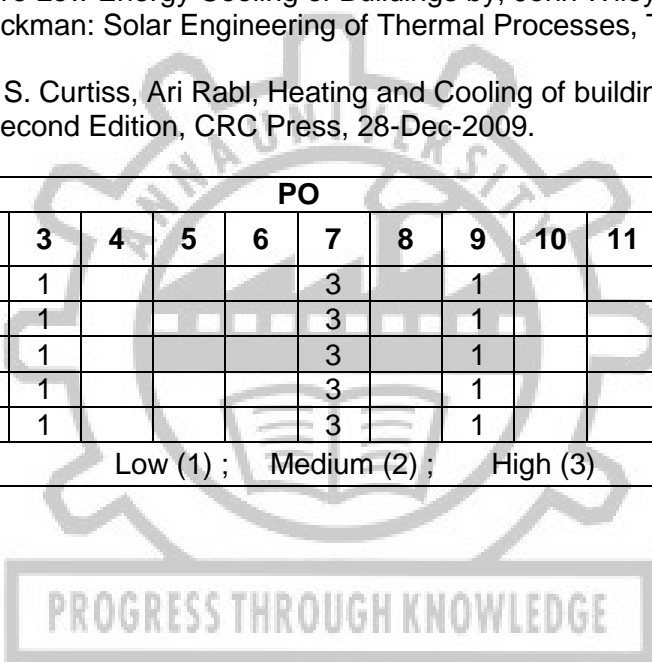
TEXT BOOKS:

1. Advanced Decision Making for HVAC Engineers, by Javad Khazaii, Springer; Softcover reprint of the original 1st ed. 2016 edition (23 June 2018), ISBN-10 : 3319814869
2. Thermal Comfort and Energy-Efficient Cooling of Nonresidential Buildings, by Doreen E. Kalz, Jens Pfafferott, Springer; 2014th edition (8 April 2014), ISBN-10 : 9783319045818.

REFERENCES:

1. ASHRAE Handbook – Fundamentals / Equipment’s/ Applications – ASHRAE 2021,2020, 2019 Editions
2. Baruch Givoni: Climate considerations in building and Urban Design, John Wiley & Sons, 1998
3. Baruch Givoni: Passive Low Energy Cooling of Buildings by, John Wiley & Sons, 15-Jul-1994
4. JA Duffie and WA Beckman: Solar Engineering of Thermal Processes, Third Edition, John Wiley & Sons, 2006.
5. Jan F. Kreider, Peter S. Curtiss, Ari Rabl, Heating and Cooling of buildings: Design for Efficiency, Revised Second Edition, CRC Press, 28-Dec-2009.

CO	PO												PSO		
	1	2	3	4	5	6	7	8	9	10	11	12	1	2	3
1	2	2	1				3		1			1	2	1	1
2	2	2	1				3		1			1	2	1	1
3	2	2	1				3		1			1	2	1	1
4	2	2	1				3		1			1	2	1	1
5	2	2	1				3		1			1	2	1	1
Low (1) ; Medium (2) ; High (3)															



CME364

ENERGY STORAGE DEVICES

L T P C
3 0 0 3

COURSE OBJECTIVES

- 1 To study the various types of energy storage devices and technologies and their comparison.
- 2 To learn the techniques of various energy storage devices and their performances.
- 3 To learn the basics of batteries and hybrid systems for EVs and other mobile applications.
- 4 To learn about the renewable energy storage systems and management systems.
- 5 To have an insight into other energy storage devices, hydrogen, and fuel cells.

UNIT – I INTRODUCTION TO ENERGY STORAGE

9

Need for Energy Storage – Types of Energy Storage – Various forms of Energy Storage – Mechanical– Thermal - Chemical– Electrochemical – Electrical - Other alternative energy storage technologies – Efficiency and Comparison.

UNIT – II ENERGY STORAGE SYSTEMS**9**

Pumped Air Energy Storage – Compressed Air Energy Storage – Flywheel – Sensible and Latent Heat Storage – Storage Materials – Performance Evaluation - Thermochemical systems – Batteries – Types- Charging and Discharging – Battery testing and performance.

UNIT – III MOBILE AND HYBRID ENERGY STORAGE SYSTEMS**9**

Batteries for electric vehicles - Battery specifications for cars, heart pacemakers, computer standby supplies – V2G and G2V technologies – HESS.

UNIT – IV RENEWABLE ENERGY STORAGE AND ENERGY MANAGEMENT**9**

Storage of Renewable Energy Systems –Solar Energy – Wind Energy – Energy Storage in Micro grid– Smart Grid – Energy Conversion Efficiency - Battery Management Systems – EVBMS – Energy Audit and Management

UNIT – V OTHER ENERGY DEVICES**9**

Superconducting Magnetic Energy Storage (SMES), Supercapacitors – MHD Power generation – Hydrogen Storage - Fuel Cells – Basic principle and classifications – PEMFC, AMFC, DMFC, SOFC, MCFC and Biofuel Cells – Biogas Storage.

TOTAL:45 PERIODS

OUTCOMES: At the end of the course the students would be able to

1. Discuss the need and identify the suitable energy storage devices for applications.
2. Explain the working of various energy storage devices and their importance.
3. Explain the basic characteristics of batteries for mobile and hybrid systems.
4. Discuss the storage of renewable energies and management systems.
5. Explain the need for other energy devices and their scope for applications.

TEXT BOOKS:

1. Rober Huggins, “Energy Storage: Fundamentals, Materials and Applications”, 2 nd Edition, Springer, 2015.
2. Dell, Ronald M Rand, David A J, “Understanding Batteries”, Royal Society of Chemistry, 2001

REFERENCES:

1. Francisco Díaz-González, Andreas Sumper, Oriol Gomis-Bellmunt,” Energy Storage in Power Systems” Wiley Publication, 2016.
2. Ibrahim Dincer and Mark A Rosen, “Thermal Energy Storage Systems and Applications”, John Wiley & amp; Sons, 2002.
3. Lindon David, “Handbook of Batteries”, McGraw Hill, 2002.
4. Aulice Scibioh M. and Viswanathan B, “Fuel Cells – principles and applications’, University Press(India), 2006
5. Ru-Shiliu, Leizhang, Sueliang Sun, “Electrochemical Technologies for Energy Storage and Conversion”, Wiley Publications, 2012.

CO	PO												PSO		
	1	2	3	4	5	6	7	8	9	10	11	12	1	2	3
1	3	2	1	1	1	-	2	-	-	-	-	-	1	2	3
2	3	2	1	1	1	-	2	-	-	-	-	-	1	2	3
3	3	2	1	1	1	-	2	-	-	-	-	-	1	2	3
4	3	2	1	1	1	-	2	-	-	-	-	-	1	2	3
5	3	2	1	1	1	-	2	-	-	-	-	-	1	2	3
Low (1) ; Medium (2) ; High (3)															

CME365	RENEWABLE ENERGY TECHNOLOGIES	L	T	P	C
		3	0	0	3

COURSE OBJECTIVES

- 1 To know the Indian and global energy scenario
- 2 To learn the various solar energy technologies and its applications.
- 3 To educate the various wind energy technologies.
- 4 To explore the various bio-energy technologies.
- 5 To study the ocean and geothermal technologies.

UNIT – I ENERGY SCENARIO 9

Indian energy scenario in various sectors – domestic, industrial, commercial, agriculture, transportation and others – Present conventional energy status – Present renewable energy status- Potential of various renewable energy sources-Global energy status-Per capita energy consumption - Future energy plans

UNIT – II SOLAR ENERGY 9

Solar radiation – Measurements of solar radiation and sunshine – Solar spectrum - Solar thermal collectors – Flat plate and concentrating collectors – Solar thermal applications – Solar thermal energy storage – Fundamentals of solar photo voltaic conversion – Solar cells – Solar PV Systems – Solar PV applications.

UNIT – III WIND ENERGY 9

Wind data and energy estimation – Betz limit - Site selection for windfarms – characteristics - Wind resource assessment - Horizontal axis wind turbine – components - Vertical axis wind turbine – Wind turbine generators and its performance – Hybrid systems – Environmental issues - Applications.

UNIT – IV BIO-ENERGY 9

Bio resources – Biomass direct combustion – thermochemical conversion - biochemical conversion- mechanical conversion - Biomass gasifier - Types of biomass gasifiers - Cogeneration – Carbonisation – Pyrolysis - Biogas plants – Digesters – Biodiesel production – Ethanol production - Applications.

UNIT – V OCEAN AND GEOTHERMAL ENERGY 9

Small hydro - Tidal energy – Wave energy – Open and closed OTEC Cycles – Limitations – Geothermal energy – Geothermal energy sources - Types of geothermal power plants – Applications - Environmental impact.

TOTAL:45 PERIODS

OUTCOMES: At the end of the course the students would be able to

1. Discuss the Indian and global energy scenario.
2. Describe the various solar energy technologies and its applications.
3. Explain the various wind energy technologies.
4. Explore the various bio-energy technologies.
5. Discuss the ocean and geothermal technologies.

TEXT BOOKS:

1. Fundamentals and Applications of Renewable Energy | Indian Edition, by Mehmet Kanoglu, Yunus A. Cengel, John M. Cimbala, cGraw Hill; First edition (10 December 2020), ISBN-10 : 9390385636
2. Renewable Energy Sources and Emerging Technologies, by Kothari, Prentice Hall India Learning Private Limited; 2nd edition (1 January 2011), ISBN-10 : 8120344707

REFERENCES:

1. Godfrey Boyle, "Renewable Energy, Power for a Sustainable Future", Oxford University Press, U.K., 2012.
2. Rai.G.D., "Non-Conventional Energy Sources", Khanna Publishers, New Delhi, 2014.

3. Sukhatme.S.P., "Solar Energy: Principles of Thermal Collection and Storage", Tata McGraw Hill Publishing Company Ltd., New Delhi, 2009.
4. Tiwari G.N., "Solar Energy – Fundamentals Design, Modelling and applications", Alpha Science Intl Ltd, 2015.
5. Twidell, J.W. & Weir A., "Renewable Energy Resources", EFNSpon Ltd., UK, 2015.

CO	PO												PSO		
	1	2	3	4	5	6	7	8	9	10	11	12	1	2	3
1	1	1	1	1	1	2	3	2	2	1	1	3	2	1	2
2	3	2	2	1	1	1	3	1	1	1	2	3	2	1	2
3	3	2	3	1	2	1	3	1	1	1	1	3	1	1	2
4	2	2	2	1	2	1	3	1	1	1	2	3	2	2	2
5	2	1	2	1	2	1	3	1	1	1	1	3	2	1	2

Low (1) ; Medium (2) ; High (3)

CME366

EQUIPMENT FOR POLLUTION CONTROL

L T P C
3 0 0 3

COURSE OBJECTIVES

- 1 To study the pollution control regulation and standards, water and wastewater.
- 2 To study the equipment for various water pollution.
- 3 To study the equipment for air pollution control.
- 4 To study the equipment for solid waste processing
- 5 To study the pollution monitoring equipment

UNIT – I POLLUTION CONTROL REGULATIONS AND STANDARDS 9

Pollutants in water and wastewater – sources and impacts- Characteristics and impacts of solid and hazardous wastes - Indian Constitution and Environmental Protection Legislations - Environmental Standards under different Environmental legislations - Water Act (1974), Air Act (1981), Environmental Protection Act (1986) and major Notifications, Municipal solid Wastes (Management and Handling) Rules -Bio Medical Wastes (Management and Handling) Rules - Hazardous Wastes (Management and Handling Rules),Environment Impact Assessment Notifications - Unit operations and unit processes in Pollution Control- - Selection criteria for Pollution Control Equipment.

UNIT – II EQUIPMENT FOR WATER POLLUTION CONTROL 9

Operational principles and Design criteria of Flash mixers, Flocculators, Clarifiers, Sand Filters, Adsorption Columns, Aerators, Air blowers, Distillation units, Centrifugal and Reciprocating Pumps, Chemical dosing systems, Motors, Pipes, valves and Fittings.- Filed visit to a wastewater treatment plant

UNIT – III EQUIPMENT FOR AIR POLLUTION CONTROL 9

Operational principles and Design criteria of Cyclone separators, gravity settlers, Wet Scrubbers, Air strippers, Bag Filters, Electrostatic precipitators, Biofilters - Filed visit to an industry with air pollution control systems

UNIT – IV EQUIPMENT FOR SOLID WASTE PROCESSING 9

Operational principles and Design criteria of Dewatering equipment – centrifuge, Vacuum Filter, Filter Press- Size Reduction equipment – shredders, grinders – Trommel and Disc Screens – Air Classifiers - bailing and briquetting – incinerators –Pyrolysis – field visit to a solid waste processing facility

UNIT – V POLLUTION MONITORING EQUIPMENT**9**

Equipment's for sampling of water, solids and air- Sample preservation Equipment – incubators – Cold Storage systems- equipment for analysis of water and air samples- Ambient air and flue gas sampling and monitoring equipment

TOTAL :45 PERIODS**OUTCOMES:** At the end of the course the students would be able to

1. Explain the different types of pollution, their sources and effects.
2. Discuss the pollution control regulations and standards
3. Design equipment for pollution control
4. Discuss different methods of pollution control from various sources in air, water and soil
5. Discuss the Conduct performance assessment of pollution control equipment.

TEXT BOOKS:

1. George Tchobanoglous, Hilary Theisen and Samuel A, Vigil, "Integrated Solid Waste Management, Mc-Graw Hill India, First edition, 2015.
2. Rao. C.S (2006)., "Environmental Pollution and Control Engineering", 2nd Edition, Revised, Wiley Eastern Limited, India.

REFERENCES:

1. Shyam Diwan and Armin Rosencranz, Enviromental Law and Policy in India, Oxford, 2001
2. Metcalf & Eddy, INC, „Wastewater Engineering – Treatment and Reuse, Fourth Edition, Tata McGraw-Hill Publishing Company Limited, New Delhi, 2014.
3. Noel de Nevers, "Air Pollution Control Engg", Mc Graw Hill, New York, 2016.
4. CPCB (2021), "Pollution Control Acts, Rules and Notifications issued thereunder, PCL Series- Central Pollution Control Board, Delhi
5. CPHEEO, "Manual on Municipal Solid waste management, Vol I, II and III, Central Public Health and Environmental Engineering Organisation , Government of India, New Delhi, 2016.

CO	PO												PSO		
	1	2	3	4	5	6	7	8	9	10	11	12	1	2	3
1	2	1	1				3		1			1	1	2	2
2	2	1	1				3		1			1	1	2	2
3	2	1	1				3		1			1	1	2	2
4	2	1	1				3		1			1	1	2	2
5	2	1	1				3		1			1	1	2	2
Low (1) ; Medium (2) ; High (3)															

CME367**COMPUTATIONAL SOLID MECHANICS**

L	T	P	C
3	0	0	3

COURSE OBJECTIVES

- 1 To study the definition and basics on theory of elasticity
- 2 To learn finite element method and procedure for static linear elasticity
- 3 To study the Non Linear and History depend problems
- 4 To study time dependent and dynamic problems of Small and large strain visco-plasticity
- 5 To study Structural Elements & Interfaces and contact using penalty method.

CO	PO												PSO		
	1	2	3	4	5	6	7	8	9	10	11	12	1	2	3
1	3	3	2	1					1			1	3	1	1
2	3	3	2	1					1			1	3	1	1
3	3	3	2	1					1			1	3	1	1
4	3	3	2	1					1			1	3	1	1
5	3	3	2	1					1			1	3	1	1
Low (1) ; Medium (2) ; High (3)															

CME368

**COMPUTATIONAL FLUID DYNAMICS
AND HEAT TRANSFER**

L T P C
3 0 0 3

COURSE OBJECTIVES

- 1 To study the fluid flow simulation techniques and its mathematical behaviour
- 2 To learn the Discretise 1D and 2D systems using finite difference and finite volume techniques
- 3 To Formulate diffusion –convection problems using finite volume method
- 4 To study the flow field for different types of grids
- 5 To learn the need for turbulence models and its types

UNIT – I INTRODUCTION 9

Basics of Computational Fluid Dynamics – Governing equations– Continuity, Momentum and Energy equations – Boundary conditions & Types– Time-averaged equations for Turbulent Flow – Classification and Mathematical behaviour of PDEs on CFD - Elliptic, Parabolic and Hyperbolic equations, comparison between Analytical, Experimental and Numerical techniques, Techniques of Discretisation and Numerical errors

UNIT – II FINITE DIFFERENCE AND FINITE VOLUME METHODS FOR DIFFUSION 9

Derivation of finite difference equations– General Methods for first and second order accuracy – Finite volume formulation for steady and transient diffusion 1D and 2D problems – Use of Finite Difference and Finite Volume methods, Accuracy of solution, optimum step-size, Euler, Crank-Nickolson, and pure implicit methods, stability of schemes.

UNIT – III FINITE VOLUME METHOD FOR CONVECTION DIFFUSION 9

Steady one-dimensional convection and diffusion – Central, upwind differencing schemes, properties of discretization schemes, Hybrid, Power-law, QUICK Schemes, Computation of Boundary layer flow, von Neumann stability analysis.

UNIT – IV FLOW FIELD ANALYSIS 9

Stream function and vorticity, Representation of the pressure gradient term, Staggered grid – Momentum equations, Pressure and Velocity corrections – Pressure Correction equation, SIMPLE algorithm and its variants – PISO Algorithms, Computation of internal and external thermal boundary layer.

UNIT – V TURBULENCE MODELLING 9

Turbulence model requirement and types, mixing length model, Two equation (k-ε) models – High and low Reynolds number models, LES, DNS, Mesh Generation and refinement Techniques-software tools, Stability of solver, Courant Fredrick Levy number, relaxation factor, and grid independence test.

TOTAL:45 PERIODS

OUTCOMES: At the end of the course the students would be able to

1. Apply the fundamentals of CFD, and develop case specific governing equations.

UNIT – II REGULAR LANGUAGES AND FINITE AUTOMATA**9**

Regular Expressions, Regular Languages, Application of Finite Automata, Automata with output – Moore machine & Mealy machine, Finite Automata, Memory requirement in a recognizer, Definitions, union-intersection and complement of regular languages, Non Deterministic Finite Automata, Conversion from NFA to FA, ??- Non Deterministic Finite Automata, Conversion of NFA- ? to NFA, Kleene's Theorem, Minimization of Finite automata, Regular And Non Regular Languages – pumping lemma.

UNIT – III CONTEXT FREE GRAMMAR (CFG) AND PUSHDOWN AUTOMATA**9**

Definitions and Examples, Unions Concatenations And Kleene's of Context free language, Regular Grammar for Regular Language, Derivations and Ambiguity , Unambiguous CFG and Algebraic Expressions, BacosNaur Form (BNF), Normal Form – CNF. Definitions, Deterministic PDA, Equivalence of CFG and PDA & Conversion, Pumping lemma for CFL, Intersections and Complements of CFL, Non-CFL.

UNIT – IV VALUE OF VISUALIZATION**9**

Information Visualization, In Readings in Information Visualization, Graphical Excellence, Graphical Integrity, Sources of Graphical Integrity In The Visual Display of Quantitative Information

UNIT – V VISUALIZATION DESIGN**9**

The Power of Representation, Data-Ink and Graphical Redesign, Data-Ink Maximization and Graphical Design, Data Density and Small Multiples

TOTAL:45 PERIODS

OUTCOMES: At the end of the course the students would be able to

1. Discussing the concepts and techniques of discrete mathematics for theoretical computer science.
2. Explain the different formal languages and their relationship.
3. Discussing to classify and construct grammars for different languages and vice-versa.
4. Explaining the Visualization, Graphical and Quantitative Information.
5. Applying the Visualization design and data Ink.

TEXT BOOKS:

1. Introduction to the Theory of Computation by Michael Sipser
2. Automata Theory, Languages, and Computation By John Hopcroft, Rajeev Motowani, and Jeffrey Ullman

REFERENCES:

1. Introduction to Languages and the Theory of Computation, 4th by John Martin, Tata Mc Graw Hill
2. An introduction to automata theory and formal languages By Adesh K. Pandey, Publisher: S.K. Kataria& Sons
3. Introduction to computer theory By Deniel I. Cohen , Joh Wiley & Sons, Inc
4. Computation: Finite and Infinite By Marvin L. Minsky Prentice-Hall.

CO	PO												PSO		
	1	2	3	4	5	6	7	8	9	10	11	12	1	2	3
1	3	2	1	1					1			1	3	2	1
2	3	2	1	1					1			1	3	2	1
3	3	2	1	1					1			1	3	2	1
4	3	2	1	1					1			1	3	2	1
5	3	2	1	1					1			1	3	2	1

Low (1) ; Medium (2) ; High (3)

COURSE OBJECTIVES

- 1 To Introduction of principles and concepts of bio-mechanics.
- 2 Focuses on the studies of tissues and structure of musculoskeletal system.
- 3 To study the mechanics of joints and human motion.
- 4 To explain the computational approaches in biomechanics.
- 5 To learn the quantification of forces and motion.

UNIT – I INTRODUCTION TO BIOMECHANICS 9

Perspective of biomechanics, Terminologies, Kinematic and kinetic concepts for analyzing human motion, Kinetic concepts for analyzing human motion, Linear kinetics of human movement, Equilibrium, Angular kinetics of human Movement, Mechanical properties of soft tissues, bones, and muscles

UNIT – II BIOMECHANICS OF TISSUES AND STRUCTURES OF THE MUSCULOSKELETAL SYSTEM 9

Biomechanics of Bone, Biomechanics of Articular Cartilage, Tendons and Ligaments, Peripheral Nerves and Spinal Nerve Roots, Skeletal Muscle

UNIT – III BIOMECHANICS OF JOINTS AND HUMAN MOTION 9

Knee, Hip, Foot and Ankle, Lumbar Spine, Cervical Spine, Shoulder, Elbow Wrist, and Hand, Linear kinematic and kinetic aspects of human movement, angular kinematic and kinetic aspects of human movement, equilibrium and human moment.

UNIT – IV COMPUTATIONAL APPROACHES IN BIOMECHANICS 9

Finite Element Analysis in Biomechanics, Computational modelling of Vancouver Periprosthetic Fracture in Femur, Scaffolds, artificial hip and knee joints, Aortic Valve.

UNIT – V GAIT ANALYSIS 9

Exoskeleton design, Ergonomics, Sports mechanics, Performance Analysis, Biomechanical analysis, 3D printing.

TOTAL:45 PERIODS

OUTCOMES: At the end of the course the students would be able to

1. Discuss the principles of mechanics.
2. Elaborate the tissues and structures of the musculoskeletal system
3. Discuss of joint mechanics and human motion.
4. Create Examples of computational mathematical modelling applied in biomechanics.
5. Describe the analysis of human motion.

TEXT BOOKS:

1. Susan J Hall, —Basic Biomechanics, 6th Edition, The McGraw-Hill Companies Inc., 2011
2. Jay D Humphrey and Sherry L Delange, —An Introduction to Biomechanics: Solids and Fluids, Analysis and Design, 1st edition, Springer-Verlag, 2010

REFERENCES:

1. Margareta Nordin and Victor H Frankel, —Basic Biomechanics of the Musculoskeletal System, 3rd Edition, Lippincott Williams and Wilkins, 2001.
2. Ozkaya, Nihat, Nordin, and Margareta, —Fundamentals of Biomechanics: Equilibrium, Motion, and Deformation, 2nd Edition, Springer, 2009.
3. Pritam Pain, Sreerup Banerjee, Goutam Kumar Bose , Advances in Computational Approaches in Biomechanics, 2022
4. Kinetics and Dynamics: From Nano- to Bio-Scale: 12 (Challenges and Advances in Computational Chemistry and Physics)by Piotr Paneth and Agnieszka Dybala-Defratyka | 12 August 2010
5. Computational Approaches to Biochemical Reactivity: 19 (Understanding Chemical Reactivity) by Gábor Náray-Szabó and Arieh Warshel | 31 March 2002

CO	PO												PSO		
	1	2	3	4	5	6	7	8	9	10	11	12	1	2	3
1	3	2	2	1					1			1	3	2	2
2	3	2	2	1					1			1	3	2	2
3	3	2	2	1					1			1	3	2	2
4	3	2	2	1					1			1	3	2	2
5	3	2	2	1					1			1	3	2	2
Low (1) ; Medium (2) ; High (3)															

CME371	ADVANCED STATISTICS AND DATA ANALYTICS	L	T	P	C
		3	0	0	3

COURSE OBJECTIVES

- 1 To introduce the basic concepts of linear regression and multiple regression
- 2 To introduce exploratory data analysis
- 3 To study logistic regression models for classification
- 4 To develop the forecasting techniques for the predictions
- 5 To introduce the time series analysis for the prediction of future behavior

UNIT – I REGRESSION 9

Introduction – Linear regression - Correlation analysis -Limitations, errors, and caveats of using regression and correlation analyses - Multiple regression and correlation analysis - Inferences about population parameters – Modeling techniques. - Coefficient of determination, Interpretation of regression coefficients, Categorical variables, heteroscedasticity, Multi-co linearity outliers, Ridge regression.

UNIT – II EXPLORATORY DATA ANALYSIS 9

Rise of statistics, Data Wrangling, Data Quality. Visual encoding – Mapping Data to Visual Variables, Encoding Effectiveness, Scales & Axes, Aspect Ratio, Regression Lines, Multidimensional Data, Parallel Coordinates, Dimensionality Reduction.

UNIT – III LOGISTIC AND MULTINOMIAL REGRESSION 9

Logistic function, Estimation of probability using Logistic regression, Variance, Wald Test, Hosmer Lemshow Test, Classification Table, Gini Co-efficient.

UNIT – IV FORECASTING AND CAUSAL MODELS 9

Moving average, Exponential Smoothing, Casual Models.

UNIT – V TIME SERIES ANALYSIS 9

Auto regression (AR), Moving Average(MA) Models, ARMA, ARIMA models , Multivariate Models

TOTAL 45 PERIODS

OUTCOMES: At the end of the course the students would be able to

1. Develop how to do regression fit for the given data.
2. Visualize the data through explanatory data analysis
3. Classify the given data through logistic regression
4. Analyzing forecasting techniques and causal inferences.
5. Utilize the effective time series analysis to predict/forecast the future behavior of data.

TEXT BOOKS:

1. Douglas C Montgomery and George C Runge, “Applied Statistics and Probability for Engineers”, John Wiley & Sons, 2014.
2. Douglas C. Montgomery, Cheryl L. Jennings, Murat Kulachi, “Introduction to Time Series Analysis and Forecasting” ,Wiley,2015

REFERENCES:

1. David Forsyth, 'Probability and Statistics for Computer Science', Springer; 2018
2. Michael J. Evans, Jeffrey S. Rosenthal, 'Probability and Statistics - The Science of Uncertainty'. W H Freeman & Co, 2010
3. Max Kuhn, Kjell Johnson, "Applied Predictive Modeling", Springer, 2014.
4. Ronald E. Walpole, Raymond H. Meyers, Sharon L. Meyers, "Probability and Statistics for Engineers and Scientists", Pearson Education, 2014.
5. Daniel T. Larose, Chantal D. Larose "Data Mining and Predictive Analytics", Wiley, 2015
6. Thomas W. Miller, "Modeling Techniques in Predictive Analytics with Python and R: A guide to Data Science", Pearson Education, 2014.

CO	PO												PSO		
	1	2	3	4	5	6	7	8	9	10	11	12	1	2	3
1	3	3	1	2	1				1			1	3	1	1
2	3	3	1	2	1				1			1	3	1	1
3	3	3	1	2	1				1			1	3	1	1
4	3	3	1	2	1				1			1	3	1	1
5	3	3	1	2	1				1			1	3	1	1
Low (1) ; Medium (2) ; High (3)															

CME372

CAD AND CAE

L T P C
2 0 2 3

COURSE OBJECTIVES

The main learning objective of this course is to prepare the students for:

- 1 Applying the fundamental concepts of computer graphics and its tools in a generic framework.
- 2 Creating and manipulating geometric models using curves, surfaces, and solids.
- 3 Applying concept of 3D modeling, visual realism, and CAD standard practices in engineering design
- 4 Developing mathematical models for Boundary Value Problems and their numerical solution.
- 5 Formulating solution techniques to solve non-linear problems

UNIT – I FUNDAMENTALS OF COMPUTER GRAPHICS

6

Design process - Computer Aided Design – Computer graphics – co-ordinate systems- 2D and 3D transformations - Graphic primitives (point, line, circle drawing algorithms) - Clipping- viewing transformation. Standards for computer graphics

UNIT – II GEOMETRIC MODELING

6

Representation of curves - Hermite cubic spline curve, Bezier curve, B-spline curves, Surface Modeling – Surface Entities, Representation of Surface, Bezier Surface, B-Spline Surface and Coons Surface. Solid Modeling - Solid Entities, Solid Representation, Boundary Representation (B-Rep), Sweeps Representation, Constructive Solid Geometry (CSG).

UNIT – III VISUAL REALISM and CAD STANDARDS

6

Need for hidden surface removal, The Depth - Buffer Algorithm, Properties that help in reducing efforts, Scan Line coherence algorithm, Span - Coherence algorithm, Area-Coherence Algorithms, Warnock's Algorithm, Priority Algorithms– shading – coloring – computer animation.

Standards for computer graphics- Graphical Kernel System (GKS) - standards for exchange images- Open Graphics Library (OpenGL) - Data exchange standards - IGES, STEP, CALS etc.

UNIT – IV FINITE ELEMENT ANALYSIS**6**

Historical Background – Weighted Residual Methods - Basic Concept of FEM – Variational Formulation of Boundary Value Problems – Ritz Method – Finite Element Modelling – Element Equations – Linear and Higher order Shape functions – Bar, Beam Elements –Applications to Heat Transfer problems.

UNIT – V NON-LINEAR ANALYSIS**6**

Introduction to Non-linear problems - some solution techniques- computational procedure- material non-linearity-Plasticity and visco-plasticity, stress stiffening, contact interfaces- problems of gaps and contact - geometric non-linearity - modeling considerations - Free and Mapped meshing -Mesh quality- Error estimate- Introduction to Analysis Software.

TOTAL:30 PERIODS**CAD & CAE LABORATORY****Experiments**

1. Design and animate Piston Cylinder assembly and motion study using CAD software.
2. Design and simulate Connecting rod and crank shaft using CAD software.
3. Design and simulate Two Cylinder Engine assembly using CAD software.
4. Coupled Simulation of structural /thermal analysis
5. Harmonic, Transient and spectrum analysis of simple systems.
6. buckling analysis

TOTAL:30 PERIODS

OUTCOMES: At the end of the course, the students would be able to

1. Discuss the fundamental concepts of computer graphics and its tools in a generic framework.
2. Create and manipulate geometric models using curves, surfaces and solids.
3. Discuss concept of 3D modeling , visual realism and standard CAD practices in engineering design.
4. Develop the mathematical models for one dimensional finite element problems and their numerical solutions.
5. Formulate solution techniques to solve non-linear problems.

TEXT BOOKS:

1. Ibrahim Zeid “Mastering CAD CAM” Tata McGraw-Hill Publishing Co.2007
2. Seshu.P, “Textbook of Finite Element Analysis”, PHI Learning Pvt. Ltd., NewDelhi, 2012.

REFERENCES:

1. William M Neumann and Robert F.Sproul “Principles of Computer Graphics”, McGraw Hill Book Co. Singapore, 1989.
2. Donald Hearn and M. Pauline Baker “Computer Graphics”. Prentice Hall, Inc, 1992.
3. Foley, Wan Dam, Feiner and Hughes – “Computer graphics principles & practice”, Pearson Education - 2003
4. Rao, S.S., “The Finite Element Method in Engineering”, 6th Edition, Butterworth-Heinemann,2018.
5. Reddy,J.N. “Introduction to the Finite Element Method”, 4thEdition, Tata McGrawHill,2018.

CO	PO												PSO		
	1	2	3	4	5	6	7	8	9	10	11	12	1	2	3
1	1	1	1	1	2				1	3		2	2	1	2
2	1	1	1	1	2				1	3		2	2	1	2
3	1	1	1	1	2				1	3		2	2	1	2
4	3	3	2	2	2				1	3		2	3	1	1
5	3	3	2	2	2				1	3		2	3	1	1

Low (1) ; Medium (2) ; High (3)

1	3	2	3	2	1					1	3	3	2	3
2	3	2	3	2	1					1	3	3	2	3
3	3	2	3	2	1					1	3	3	2	3
4	3	2	3	2	1					1	3	3	2	3
5	3	2	3	2	1					1	3	3	2	3

CME380

AUTOMOBILE ENGINEERING

L T P C
3 0 0 3

COURSE OBJECTIVES

- 1 To study the construction and working principle of various parts of an automobile.
- 2 To study the practice for assembling and dismantling of engine parts and transmission system
- 3 To study various transmission systems of automobile.
- 4 To study about steering, brakes and suspension systems
- 5 To study alternative energy sources

UNIT – I VEHICLE STRUCTURE AND ENGINES

9

Types of automobiles vehicle construction and different layouts, chassis, frame and body, Vehicle aerodynamics (various resistances and moments involved), IC engines – components-functions and materials, variable valve timing (VVT).

UNIT – II ENGINE AUXILIARY SYSTEMS

9

Electronically controlled gasoline injection system for SI engines, Electronically controlled diesel injection system (Unit injector system, Rotary distributor type and common rail direct injection system), Electronic ignition system (Transistorized coil ignition system, capacitive discharge ignition system), Turbo chargers (WGT, VGT), Engine emission control by three way catalytic converter system, Emission norms (Euro and BS).

UNIT – III TRANSMISSION SYSTEMS

9

Clutch-types and construction, gear boxes- manual and automatic, gear shift mechanisms, Overdrive, transfer box, fluid flywheel, torque converter, propeller shaft, slip joints, universal joints, Differential and rear axle, Hotchkiss Drive and Torque Tube Drive.

UNIT – IV STEERING, BRAKES AND SUSPENSION SYSTEMS

9

Steering geometry and types of steering gear box-Power Steering, Types of Front Axle, Types of Suspension Systems, Pneumatic and Hydraulic Braking Systems, Antilock Braking System (ABS), electronic brake force distribution (EBD) and Traction Control.

UNIT – V ALTERNATIVE ENERGY SOURCES

9

Use of Natural Gas, Liquefied Petroleum Gas, Bio-diesel, Bio-ethanol, Gasohol and Hydrogen in Automobiles- Engine modifications required –Performance, Combustion and Emission Characteristics of SI and CI engines with these alternate fuels - Electric and Hybrid Vehicles, Fuel Cell Note: Practical Training in dismantling and assembling of Engine parts and Transmission Systems should be given to the students.

TOTAL:45 PERIODS

OUTCOMES: At the end of the course the students would be able to

1. Recognize the various parts of the automobile and their functions and materials.
2. Discuss the engine auxiliary systems and engine emission control.
3. Distinguish the working of different types of transmission systems.
4. Explain the Steering, Brakes and Suspension Systems.
5. Predict possible alternate sources of energy for IC Engines.

TEXT BOOKS:

1. Jain K.K. and Asthana .R.B, “Automobile Engineering” Tata McGraw Hill Publishers, New Delhi, 2002.

2. Kirpal Singh, "Automobile Engineering", Vol 1 & 2, Seventh Edition, Standard Publishers, New Delhi, 13th Edition 2014.

REFERENCES:

1. Ganesan V. "Internal Combustion Engines", Third Edition, Tata McGraw-Hill, 2012.
2. Heinz Heisler, "Advanced Engine Technology," SAE International Publications USA, 1998.
3. Joseph Heitner, "Automotive Mechanics," Second Edition, East-West Press, 1999.
4. Martin W, Stockel and Martin T Stockle , "Automotive Mechanics Fundamentals," The Good heart - Will Cox Company Inc, USA ,1978.
5. Newton, Steeds and Garet, "Motor Vehicles", Butterworth Publishers,1989.

CO	PO												PSO		
	1	2	3	4	5	6	7	8	9	10	11	12	1	2	3
1	2	1	2	1					1			1	1	2	1
2	2	1	2	1					1			1	1	2	1
3	2	1	2	1					1			1	1	2	1
4	2	1	2	1					1			1	1	2	1
5	2	1	2	1					1			1	1	2	1
Low (1) ; Medium (2) ; High (3)															

ME3001

MEASUREMENTS AND CONTROLS

L T P C
3 0 0 3

COURSE OBJECTIVES

- 1 To Identify measurement parameters and analyze errors of measurements.
- 2 To Select and apply suitable transducer for a particular measurement.
- 3 To identify measurement parameters and select the appropriate sensor for it.
- 4 To Explain the working of various types of control systems of apply for specific applications.
- 5 To apply the principle of automatic control systems to control various parameter(s).

UNIT – I MEASUREMENTS AND ERROR ANALYSIS 9

General concepts – Units and standards – Measuring instruments –sensitivity, readability, range, accuracy, precision – static and dynamic response – repeatability hysteresis – systematic and random errors –Statistical analysis of experimental data – Regression analysis – Curve fitting - calibration and Uncertainty.

UNIT – II INSTRUMENTS 9

Transducer, modifying (intermediate) and Terminal stages – Mechanical and electrical transducers, preamplifiers – charge amplifiers – filters – attenuators – D' Arsonval – CRO – Oscillographs – recorders – microprocessor-based data logging, processing and output

UNIT – III PARAMETERS FOR MEASUREMENT 9

Dimension, displacement, velocity, acceleration, Impact – Force, torque, power- Pressure, Temperature, Heat Flux, Heat Transfer Coefficients, Humidity – Flow – Velocity - Time, frequency and phase angle – noise and sound level.

UNIT – IV CONTROL SYSTEMS 9

Basic elements – feedback principle, implication of measurements – Error detectors – final actuating elements – Two position, multi-position, floating, proportional controls – relays – servo amplifiers – servo motors – Electrical, magnetic, electronic control systems

UNIT – V APPLICATION OF CONTROL SYSTEMS 9

Basic modules in design process-scientific method and design method-Need identification, importance of problem definition-structured problem, real life problem- information gathering -customer requirements-Quality Function Deployment (QFD)- product design specifications-generation of alternative solutions-Analysis and selection-Detail design and drawings-Prototype, modeling, simulation, testing and evaluation

UNIT – III CREATIVITY IN DESIGN 9

Creativity and problem solving-vertical and lateral thinking-invention-psychological view, mental blocks-Creativity methods-brainstorming, synectics, force fitting methods, mind map, concept map-Theory of innovative problem solving (TRIZ) - conceptual decomposition creating design concepts.

UNIT – IV HUMAN AND SOCIETAL ASPECTS IN PRODUCT DEVELOPMENT 9

Human factors in design, ergonomics, user friendly design-Aesthetics and visual aspects environmental aspects-marketing aspects-team aspects-legal aspects-presentation aspects

UNIT – V MATERIAL AND PROCESSES IN DESIGN 9

Material selection for performance characteristics of materials-selection for new design substitution for existing design-economics of materials-selection methods-recycling and material selection-types of manufacturing process, process systems- Design for Manufacturability (DFM) - Design for Assembly (DFA).

Total:45 periods

OUTCOMES: At the end of the course the students would be able to

1. Analyze the various design requirements and get acquainted with the processes involved in product development.
2. Apply the design processes to develop a successful product.
3. Apply scientific approaches to provide design solutions.
4. Design solution through relate the human needs and provide a solution.
5. Apply the principles of material selection, costing and manufacturing in design.

TEXT BOOKS:

1. Dieter. G. N., Linda C. Schmidt, "Engineering Design", McGraw Hill, 2013..
2. Horenstein, M. N., Design Concepts for Engineers, Prentice Hall, 2010.

REFERENCES:

1. Dhillon, B. S., Advanced Design Concepts for Engineers, Technomic Publishing Co., 1998.
2. Edward B. Magrab, Satyandra K. Gupta, F. Patrick McCluskey and Peter A. Sandborn, "Integrated Product and Process Design and Development", CRC Press, 2009.
3. James Garratt, "Design and Technology", Cambridge University Press, 1996.
4. Joseph E. Shigley, Charles R.Mische, and Richard G. Budynas, "Mechanical Engineering Design", McGraw Hill Professional, 2003.
5. Sumesh Krishnan and MukulSukla, Concepts in Engineering Design, Notion Press, 2016.

CO	PO												PSO		
	1	2	3	4	5	6	7	8	9	10	11	12	1	2	3
1	2	2	2	2					1			1	2	1	1
2	2	2	2	2					1			1	2	1	1
3	2	2	2	2					1			1	2	1	1
4	2	2	2	2					1			1	2	1	1
5	2	2	2	2					1			1	2	1	1
Low (1) ; Medium (2) ; High (3)															

COURSE OBJECTIVES

1. To study the fundamentals of composite material strength and its mechanical behavior
2. To study the analysis of fiber reinforced Laminate design for different combinations of plies with different orientations of the fiber.
3. To study Thermo-mechanical behavior and study of residual stresses in Laminates during processing.
4. To Implementation of Classical Laminate Theory (CLT) to study and analysis for residual stresses in an isotropic layered structure such as electronic chips.
5. To study the fundamentals of composite material strength and its mechanical

UNIT – I INTRODUCTION, LAMINA CONSTITUTIVE EQUATIONS & MANUFACTURING 9

Definition –Need – General Characteristics, Applications. Fibers – Glass, Carbon, Ceramic and Aramid fibers. Matrices – Polymer, Graphite, Ceramic and Metal Matrices – Characteristics of fibers and matrices. Lamina Constitutive Equations: Lamina Assumptions – Macroscopic Viewpoint. Generalized Hooke's Law. Reduction to Homogeneous Orthotropic Lamina – Isotropic limit case, Orthotropic Stiffness matrix (Q_{ij}), Typical Commercial material properties, Rule of Mixtures. Generally Orthotropic Lamina –Transformation Matrix, Transformed Stiffness. Manufacturing: Bag Moulding Compression Moulding – Pultrusion – Filament Winding – Other Manufacturing Processes

UNIT – II FLAT PLATE LAMINATE CONSTITUTE EQUATIONS 9

Definition of stress and Moment Resultants. Strain Displacement relations. Basic Assumptions of Laminated anisotropic plates. Laminate Constitutive Equations – Coupling Interactions, Balanced Laminates, Symmetric Laminates, Angle Ply Laminates, Cross Ply Laminates. Laminate Structural Moduli. Evaluation of Lamina Properties from Laminate Tests. Quasi-Isotropic Laminates. Determination of Lamina stresses within Laminates.

UNIT – III LAMINA STRENGTH ANALYSIS 9

Introduction - Maximum Stress and Strain Criteria. Von-Misses Yield criterion for Isotropic Materials. Generalized Hill's Criterion for Anisotropic materials. Tsai-Hill's Failure Criterion for Composites. Tensor Polynomial (Tsai-Wu) Failure criterion. Prediction of laminate Failure

UNIT – IV THERMAL ANALYSIS 9

Assumption of Constant C.T. E's. Modification of Hooke's Law. Modification of Laminate Constitutive Equations. Orthotropic Lamina C.T. E's. C.T. E's for special Laminate Configurations –Unidirectional, Off-axis, Symmetric Balanced Laminates, Zero C.T.E laminates, Thermally Quasi-Isotropic Laminates

UNIT – V ANALYSIS OF LAMINATED FLAT PLATES 9

Equilibrium Equations of Motion. Energy Formulations. Static Bending Analysis. Buckling Analysis. Free Vibrations – Natural Frequencies

TOTAL:45 PERIODS

OUTCOMES: At the end of the course the students would be able to

1. Summarize the various types of Fibers, Equations and manufacturing methods for
2. Derive Flat plate Laminate equations
3. Analyze Lamina strength
4. Analyze the thermal behavior of Composite laminates
5. Analyze Laminate flat plates

TEXT BOOKS:

1. Gibson, R.F., "Principles of Composite Material Mechanics", Second Edition, McGraw-Hill, CRC press in progress, 1994, -
2. Hyer, M.W., "Stress Analysis of Fiber – Reinforced Composite Materials", McGraw Hill, 1998

REFERENCES:

1. Agarwal, B.D., and Broutman L.J., "Analysis and Performance of Fiber Composites", John Wiley and Sons, New York, 1990.
2. Halpin, J.C., "Primer on Composite Materials, Analysis", Technomic Publishing Co., 1984.

3. Issac M. Daniel and Ori Ishai, "Engineering Mechanics of Composite Materials", Oxford University Press-2006, First Indian Edition - 2007
4. Mallick, P.K., Fiber," Reinforced Composites: Materials, Manufacturing and Design", Maneeel Dekker Inc, 1993.
5. Mallick, P.K. and Newman, S., (edition), "Composite Materials Technology: Processes and Properties", Hansen Publisher, Munish, 1990.

CO	PO												PSO		
	1	2	3	4	5	6	7	8	9	10	11	12	1	2	3
1	2	2	3	3		2	2					2	3		
2	2	2	2	2		2	2					2	3		
3	2	2	2	2		2	2					2	3		
4	2	2	2	2		2	2					2	3		
5	2	2	2	2		2	2					2	3		
Low (1) ; Medium (2) ; High (3)															

CME383

ELECTRICAL DRIVES AND CONTROL

L T P C
3 0 0 3

COURSE OBJECTIVES

- 1 To learn the basic concepts of different types of electrical machines and their performance.
- 2 To study the different methods of starting D.C motors and induction motors
- 3 To study the conventional and solid-state drives
- 4 To study the conventional and solid-state speed control of D.C. drives
- 5 To study the conventional and solid-state speed control of A.C. drives

UNIT – I INTRODUCTION

9

Basic Elements – Types of Electric Drives – factors influencing the choice of electrical drives– heating and cooling curves – Loading conditions and classes of duty – Selection of power rating for drive motors with regard to thermal overloading and Load variation factors

UNIT – II DRIVE MOTOR CHARACTERISTICS

9

Mechanical characteristics – Speed-Torque characteristics of various types of load and drive motors– Braking of Electrical motors – DC motors: Shunt, series, and compound - single phase and three phase induction motors.

UNIT – III STARTING METHODS

9

Types of D.C Motor starters – Typical control circuits for shunt and series motors – Three phases quirrel cage and slip ring induction motors.

UNIT – IV CONVENTIONAL AND SOLID-STATE SPEED CONTROL OF D.C. DRIVES

9

Speed control of DC series and shunt motors – Armature and field control, Ward-Leonard control system - Using controlled rectifiers and DC choppers –applications.

UNIT – V CONVENTIONAL AND SOLID-STATE SPEED CONTROL OF A.C. DRIVES

9

Speed control of three phase induction motor – Voltage control, voltage / frequency control, slip power recovery scheme – Using inverters and AC voltage regulators – applications.

TOTAL:45 PERIODS

OUTCOMES: At the end of the course the students would be able to

1. Discuss the basic concepts of different types of electrical machines and their performance.
2. Explain the different methods of starting D.C motors and induction motors
3. Discuss the conventional and solid-state drives
4. Describe the conventional and solid-state speed control of D.C. drives
5. Explain the conventional and solid-state speed control of A.C. drives

TEXT BOOKS:

1. Nagrath .I.J. & Kothari .D.P, “Electrical Machines”, Tata McGraw-Hill, 2006
2. VedamSubrahmaniam, “Electric Drives (Concepts and Applications)”, Tata McGraw-Hill, 2010

REFERENCES:

1. Partab. H., “Art and Science and Utilisation of Electrical Energy”, Dhanpat Rai and Sons, 2017
2. Pillai.S.K “A First Course on Electric Drives”, Wiley Eastern Limited, 2012
3. Singh. M.D., K.B.Khanchandani, “Power Electronics”, Tata McGraw-Hill, 2006.
4. Fundamentals Of Electric Drives And Control by B.R. Gupta and V. Singhal | 1 January 2013
5. Advanced Electrical Drives - Analysis Modeling Control by Rik De Doncker, Andre Veltman, et al. | 1 January 2014

CO	PO												PSO		
	1	2	3	4	5	6	7	8	9	10	11	12	1	2	3
1	2	1	1						1			1	2	1	1
2	2	1	1						1			1	2	1	1
3	2	1	1						1			1	2	1	1
4	2	1	1						1			1	2	1	1
5	2	1	1						1			1	2	1	1

Low (1) ; Medium (2) ; High (3)



CME384

POWER PLANT ENGINEERING

L T P C
3 0 0 3

COURSE OBJECTIVES

- 1 To study the coal based thermal power plants.
- 2 To study the diesel, gas turbine and combined cycle power plants.
- 3 To learn the basic of nuclear engineering and power plants.
- 4 To learn the power from renewable energy
- 5 To study energy, economic and environmental issues of power plants

UNIT – I COAL BASED THERMAL POWER PLANTS

9

Rankine cycle - improvisations, Layout of modern coal power plant, Super Critical Boilers, FBC Boilers, Turbines, Condensers, Steam & Heat rate, Subsystems of thermal power plants – Fuel and ash handling, Draught system, Feed water treatment. Binary Cycles and Cogeneration systems.

UNIT – II DIESEL, GAS TURBINE AND COMBINED CYCLE POWER PLANTS 9
 Otto, Diesel, Dual & Brayton Cycle - Analysis & Optimisation. Components of Diesel and Gas Turbine power plants. Combined Cycle Power Plants. Integrated Gasifier based Combined Cycle systems.

UNIT – III NUCLEAR POWER PLANTS 9
 Basics of Nuclear Engineering, Layout and subsystems of Nuclear Power Plants, Working of Nuclear Reactors : Boiling Water Reactor (BWR), Pressurized Water Reactor (PWR), CANada Deuterium- Uranium reactor (CANDU), Breeder, Gas Cooled and Liquid Metal Cooled Reactors. Safety measures for Nuclear Power plants.

UNIT – IV POWER FROM RENEWABLE ENERGY 9
 Hydro Electric Power Plants – Classification, Typical Layout and associated components including Turbines. Principle, Construction and working of Wind, Tidal, Solar Photo Voltaic (SPV), Solar Thermal, Geo Thermal, Biogas and Fuel Cell power systems.

UNIT – V ENERGY, ECONOMIC AND ENVIRONMENTAL ISSUES OF POWER PLANTS 9
 Power tariff types, Load distribution parameters, load curve, Comparison of site selection criteria, relative merits & demerits, Capital & Operating Cost of different power plants. Pollution control technologies including Waste Disposal Options for Coal and Nuclear Power Plants.

TOTAL:45 PERIODS

OUTCOMES: At the end of the course the students would be able to

1. Explain the layout, construction and working of the components inside a thermal power plant.
2. Explain the layout, construction and working of the components inside a Diesel, Gas and Combined cycle power plants.
3. Explain the layout, construction and working of the components inside nuclear power plants.
4. Explain the layout, construction and working of the components inside Renewable energy power plants
5. Explain the applications of power plants while extend their knowledge to power plant economics and environmental hazards and estimate the costs of electrical energy production.

TEXT BOOKS:

1. Nag. P.K., "Power Plant Engineering", Third Edition, Tata McGraw – Hill Publishing Company Ltd., 2008.
2. A Textbook of Power Plant Engineering by R.K. Rajput | 1 January 2016

REFERENCES:

1. El-Wakil. M.M., "Power Plant Technology", Tata McGraw – Hill Publishing Company Ltd., 2010.
2. Godfrey Boyle, "Renewable energy", Open University, Oxford University Press in association with the Open University, 2004.
3. Thomas C. Elliott, Kao Chen and Robert C. Swanekamp, "Power Plant Engineering", Second Edition, Standard Handbook of McGraw – Hill, 1998.
4. Power Plant Engineering by B. Vijaya Ramnath C. Elanchezhian, L. Saravanakumar | 1 November 2019
5. Power Plant Engineering, As per AICTE: Theory and Practice by Dipak Kumar Mandal, Somnath Chakrabarti, et al. | 1 January 2019

CO	PO												PSO		
	1	2	3	4	5	6	7	8	9	10	11	12	1	2	3
1	3	1	1	1		1	3			1		1	2	2	1
2	3	1	1	1		1	3			1		1	2	2	1
3	3	1	1	1		1	3			1		1	2	2	1
4	3	1	1	1		1	3			1		1	2	2	1
5	3	1	1	1		1	3			1		1	2	2	1
Low (1) ; Medium (2) ; High (3)															

CME385	REFRIGERATION AND AIR CONDITIONING	L	T	P	C
		3	0	0	3

COURSE OBJECTIVES

- 1 To introduce the underlying principles of operations in different Refrigeration & Air conditioning systems and components.
- 2 To provide knowledge on design aspects of Refrigeration & Air conditioning systems.
- 3 To study the Vapour absorption and air refrigeration systems.
- 4 To learn the psychrometric properties and processes.
- 5 To study the air conditioning systems and load estimation.

UNIT – I INTRODUCTION 9

Introduction to Refrigeration - Unit of Refrigeration and C.O.P.– Ideal cycles- Refrigerants Desirable properties – Classification - Nomenclature - ODP & GWP.

UNIT – II VAPOUR COMPRESSION REFRIGERATION SYSTEM 9

Vapor compression cycle: p-h and T-s diagrams - deviations from theoretical cycle – subcooling and super heating- effects of condenser and evaporator pressure on COP- multipressure system -low temperature refrigeration - Cascade systems – problems. Equipments: Type of Compressors, Condensers, Expansion devices, Evaporators.

UNIT – III OTHER REFRIGERATION SYSTEMS 9

Working principles of Vapour absorption systems and adsorption cooling systems – Steam jet refrigeration- Ejector refrigeration systems- Thermoelectric refrigeration- Air refrigeration - Magnetic-Vortex and Pulse tube refrigeration systems.

UNIT – IV PSYCHROMETRIC PROPERTIES AND PROCESSES 9

Properties of moist Air-Gibbs Dalton law, Specific humidity, Dew point temperature, Degree of saturation, Relative humidity, Enthalpy, Humid specific heat, Wet bulb temperature Thermodynamic wet bulb temperature, Psychrometric chart; Psychrometric of air-conditioning processes, mixing of air streams.

UNIT – V AIR CONDITIONING SYSTEMS AND LOAD ESTIMATION 9

Air conditioning loads: Outside and inside design conditions; Heat transfer through structure, Solar radiation, Electrical appliances, Infiltration and ventilation, internal heat load; Apparatus selection; fresh air load, human comfort & IAQ principles, effective temperature & chart, calculation of summer & winter air conditioning load; Classifications, Layout of plants; Air distribution system;Filters; Air Conditioning Systems with Controls: Temperature, Pressure and Humidity sensors,Actuators & Safety controls.

TOTAL:45 PERIODS

OUTCOMES: At the end of the course the students would be able to

1. Explain the basic concepts of Refrigeration
2. Explain the Vapor compression Refrigeration systems and to solve problems
3. Discuss the various types of Refrigeration systems
4. Calculate the Psychrometric properties and its use in psychrometric processes
5. Explain the concepts of Air conditioning and to solve problems

TEXT BOOKS:

1. Arora, C.P., "Refrigeration and Air Conditioning", 3rd edition, McGraw Hill, New Delhi, 2010
2. Textbook of Refrigeration And Air-Conditioning (M.E.)by R.S. Khurmi | 10 February 2019

REFERENCES:

1. ASHRAE Hand book, Fundamentals, 2010
2. Jones W.P., "Air conditioning engineering", 5th edition, Elsevier Butterworth-Heinemann, 2007
3. Roy J. Dossat, "Principles of Refrigeration", 4th edition, Pearson Education Asia, 2009.
4. Stoecker, W.F. and Jones J.W., "Refrigeration and Air Conditioning", McGraw Hill, New Delhi, 1986.
5. A Textbook of Refrigeration and Air-Conditioning by R.K. Rajput | 1 January 2013

CO	PO												PSO		
	1	2	3	4	5	6	7	8	9	10	11	12	1	2	3
1	2	1	1	1			2		1			1	2	2	1
2	2	1	1	1			2		1			1	2	2	1
3	2	1	1	1			2		1			1	2	2	1
4	2	1	1	1			2		1			1	2	2	1
5	2	1	1	1			2		1			1	2	2	1

Low (1) ; Medium (2) ; High (3)

CAU332

DYNAMICS OF GROUND VEHICLES

L T P C
3 0 0 3

COURSE OBJECTIVES:

The objective of this course is to make the students to Develop physical and mathematical models to predict the dynamic response of vehicles

UNIT I CONCEPT OF VIBRATION

9

Definitions, Modeling and Simulation, Global and Vehicle Coordinate System, Free, Forced, Undamped and Damped Vibration, Response Analysis of Single DOF, Two DOF, Multi DOF, Magnification factor, Transmissibility ratio, Base excitation. Vibration absorber, Vibration measuring instruments, Torsional vibration, Critical speed

UNIT II TYRES

9

Tyre axis system, tyre forces and moments, tyre marking, tyre structure, hydroplaning, wheel and rim. Rolling resistance, factors affecting rolling resistance, Longitudinal and Lateral force at various slip angles, Tractive and cornering property of tire. Performance of tire on wet surface. Ride property of tyres. Various test carried on a tyre.

UNIT III VERTICAL DYNAMICS

9

Human response to vibration, Sources of Vibration. Suspension requirements – types. State Space Representation. Design and analysis of Passive, Semi active and Active suspension using Quarter car, Bicycle Model, half car and full car vibrating model. Influence of suspension stiffness, suspension damping, and tire stiffness. Control law. Suspension optimization techniques. Air suspension system and their properties.

UNIT IV LONGITUDINAL DYNAMICS AND CONTROL

9

Aerodynamic forces and moments. Equation of motion. Load distribution for three-wheeler and

four-wheeler. Calculation of maximum acceleration, tractive effort and reaction forces for different drive vehicles. Power limited acceleration and traction limited acceleration. Estimation of CG location. Stability of vehicles resting on slope. Driveline dynamics. Braking and Driving torque. Prediction of Vehicle performance. ABS, stability control, Traction control.

UNIT V LATERAL DYNAMICS

9

Steady state handling characteristics. Steady state response to steering input – Yaw velocity gain, Lateral acceleration gain, curvature response gain. Testing of handling characteristics. Transient response characteristics. Steering dynamics. Direction control of vehicles. Roll center, Roll axis. Stability of vehicle on banked road, during turn. Effect of suspension on cornering. Minuro Plot for Lateral Transient Response.

TOTAL: 45 PERIODS

COURSE OUTCOMES:

At the end of the course, the students can able to

1. Develop physical and mathematical models to predict the dynamic response of vehicles
2. Apply vehicle design performance criteria and how to use the criteria to evaluate vehicle dynamic response
3. Use dynamic analyses in the design of vehicles.
4. Understand the principle behind the lateral dynamics.
5. Evaluate the longitudinal dynamics and control in an automobile

TEXT BOOKS:

1. J. Y. Wong, "Theory of Ground Vehicles", Fourth Edition, Wiley-Interscience, 2008
2. Singiresu S. Rao, "Mechanical Vibrations," Fifth Edition, Prentice Hall, 2010
3. Thomas D. Gillespie, "Fundamentals of Vehicle Dynamics," Society of Automotive Engineers Inc, 2014

REFERENCES:

1. Dean Karnopp, "Vehicle Dynamics, Stability, and Control", Second Edition, CRC Press, 2013
2. Hans B Pacejka, "Tyre and Vehicle Dynamics," Second edition, SAE International, 2005
3. John C. Dixon, "Tyres, Suspension, and Handling, " Second Edition, Society of Automotive Engineers Inc, 1996
4. Michael Blundell & Damian Harty, "The Multibody Systems Approach to Vehicle Dynamics", Elsevier Limited, 2004
5. R. Nakhaie Jazar, "Vehicle Dynamics: Theory and Application", Second edition, Springer, 2013

CO	PO												PSO		
	1	2	3	4	5	6	7	8	9	10	11	12	1	2	3
1	3	3	3	3	3	3		2	2	3		3	2	2	2
2	3	3	3	3	3	3		2	2	3		3	2	2	2
3	3	3	3	3	3	3		2	2	3		3	2	3	3
4	3	2	2	2	2	2		2	1	3		3	2	3	3
5	3	3	3	3	3	3		2	2	3		3	2	3	3
Avg.	3	2.8	2.8	2.8	2.8	2.8		2	1.8	3		3	2	3	3

CAE353

TURBO MACHINES

L T P C
3 0 0 3

COURSE OBJECTIVES

- 1 To study the energy transfer in rotor and stator parts of the turbo machines.
- 2 To study the function of various elements of centrifugal fans and blowers.
- 3 To evaluating the working and performance of centrifugal compressor

- 4 To analyzing flow behavior and flow losses in axial flow compressor.
- 5 To study the types and working of axial and radial flow turbines.

UNIT – I WORKING PRINCIPLES

9

Classification of Turbomachines. Energy transfer between fluid and rotor - Euler equation and its interpretation. Velocity triangles. Efficiencies in Compressor and Turbine stages. Degree of reaction. Dimensionless parameters for Turbomachines.

UNIT – II CENTRIFUGAL FANS AND BLOWERS

9

Types – components – working. Flow analysis in impeller blades-volute and diffusers. Velocity triangles - h-s diagram. Stage parameters in fans and blowers. Performance characteristic curves – various losses. Fan – bearings, drives and noise.

UNIT – III CENTRIFUGAL COMPRESSOR

9

Components - blade types. Velocity triangles - h-s diagram, stage work. Slip factor and Degree of Reaction. Performance characteristics and various losses. Geometry and performance calculation.

UNIT – IV AXIAL FLOW COMPRESSOR

9

Construction details. Work done factor. Velocity triangles - h-s diagram, stage work. Work done factor. Performance characteristics, efficiency and stage losses – Stalling and Surging. Free and Forced vortex flow.

UNIT – V AXIAL AND RADIAL FLOW TURBINES

9

Axial flow turbines - Types – Elements - Stage velocity diagrams - h-s diagram, stage work - impulse and reaction stages. Compounding of turbines. Performance coefficients and losses. Radial flow turbines: Types – Elements - Stage velocity diagrams - h-s diagram, stage work Performance coefficients and losses.

TOTAL : 45 PERIODS

OUTCOMES: At the end of the course the students would be able to

1. Explain the energy transfer in rotor and stator parts of the turbo machines.
2. Explain the function of various elements of centrifugal fans and blowers
3. Evaluate the working and performance of centrifugal compressor.
4. Analyze flow behavior and flow losses in axial flow compressor.
5. Explain the types and working of axial and radial flow turbines

TEXT BOOKS:

1. Ganesan, V., "Gas Turbines", 3rd Edition, Tata McGraw Hill, 2011.
2. Yahya, S.M., "Turbines, Compressor and Fans", 4th Edition, Tata McGraw Hill, 2011.

REFERENCES:

1. Dixon, S.L., "Fluid Mechanics and Thermodynamics of Turbomachinery", 7th Edition, Butterworth-Heinemann, 2014.
2. Gopalakrishnan. G and Prithvi Raj. D," A Treatise on Turbomachines", Scitech Publications (India) Pvt. Ltd., 2nd Edition, 2008.
3. Lewis, R.I., "Turbomachinery Performance Analysis" 1st Edition, Arnold Publisher, 1996.
4. Saravanamutto, Rogers, Cohen, Straznicky., "Gas Turbine Theory" 6th Edition, Pearson Education Ltd, 2009.
5. Venkanna, B.K., "Fundamentals of Turbomachinery", PHI Learning Pvt. Ltd., 2009.

CO	PO												PSO		
	1	2	3	4	5	6	7	8	9	10	11	12	1	2	3
1	2	1	1	1					1			1	3	2	1
2	2	1	1	1					1			1	3	2	1
3	2	1	1	1					1			1	3	2	1
4	2	1	1	1					1			1	3	2	1
5	2	1	1	1					1			1	3	2	1

Low (1) ; Medium (2) ; High (3)

CME387

NON-TRADITIONAL MACHINING PROCESSES

L	T	P	C
3	0	0	3

COURSE OBJECTIVES

- 1 To classify non-traditional machining processes and describe mechanical energy based non-traditional machining processes.
- 2 To differentiate chemical and electro chemical energy-based processes.
- 3 To describe thermo-electric energy-based processes
- 4 To explain nano finishing processes.
- 5 To introduce hybrid non-traditional machining processes and differentiate hybrid non-traditional machining processes

UNIT – I INTRODUCTION AND MECHANICAL ENERGY BASED PROCESSES 9

Introduction - Need for non-traditional machining processes - Classification of non-traditional machining processes - Applications, advantages and limitations of non-traditional machining processes - Abrasive jet machining, Abrasive water jet machining, Ultrasonic machining their principles, equipment, effect of process parameters, applications, advantages and limitations.

UNIT – II CHEMICAL AND ELECTRO CHEMICAL ENERGY BASED PROCESSES 9

Principles, equipments, effect of process parameters, applications, advantages and limitations of Chemical machining, Electro-chemical machining, Electro-chemical honing, Electro-chemical grinding, Electro chemical deburring.

UNIT – III THERMO-ELECTRIC ENERGY BASED PROCESSES 9

Principles, equipments, effect of process parameters, applications, advantages and limitations of Electric discharge machining, Wire electric discharge machining, Laser beam machining, Plasma arc machining, Electron beam machining, Ion beam machining.

UNIT – IV NANO FINISHING PROCESSES 9

Principles, equipments, effect of process parameters, applications, advantages and limitations of Abrasive flow machining – Chemo mechanical polishing, Magnetic abrasive finishing, Magnetorheological finishing, Magneto rheological abrasive flow finishing.

UNIT – V HYBRID NON-TRADITIONAL MACHINING PROCESSES 9

Introduction - Various hybrid non-traditional machining processes, their working principles, equipments, effect of process parameters, applications, advantages and limitations. Selection and comparison of different non-traditional machining processes.

TOTAL:45 PERIODS

OUTCOMES: At the end of the course the students would be able to

1. Formulate different types of non-traditional machining processes and evaluate mechanical energy based non-traditional machining processes.
2. Illustrate chemical and electro chemical energy based processes.
3. Evaluate thermo-electric energy based processes.
4. Interpret nano finishing processes.
5. Analyse hybrid non-traditional machining processes and differentiate non-traditional machining processes.

TEXT BOOKS:

1. Adithan. M., "Unconventional Machining Processes", Atlantic, New Delhi, India, 2009. ISBN 13: 9788126910458
2. Anand Pandey, "Modern Machining Processes", Ane Books Pvt. Ltd., New Delhi, India, 2019.

REFERENCES:

1. Benedict, G.F., "Non-traditional Manufacturing Processes", Marcel Dekker Inc., New York 1987. ISBN-13: 978-0824773526.
2. Carl Sommer, "Non-Traditional Machining Handbook", Advance Publishing., United States, 2000, ISBN-13: 978-1575373256.
3. Golam Kibria, Bhattacharyya B. and Paulo Davim J., "Non-traditional Micromachining Processes: Fundamentals and Applications", Springer International Publishing., Switzerland, 2017, ISBN:978-3-319-52008-7.
4. Jagadeesha T., "Non-Traditional Machining Processes", I.K. International Publishing House Pvt. Ltd., New Delhi, India, 2017, ISBN-13: 978-9385909122.
5. Kapil Gupta, Neelesh K. Jain and Laubscher R.F., "Hybrid Machining Processes: Perspectives on Machining and Finishing", 1st edition, Springer International Publishing., Switzerland, 2016, ISBN-13: 978-3319259208.

CO	PO												PSO		
	1	2	3	4	5	6	7	8	9	10	11	12	1	2	3
1	3		1		1		1		1	1		1	2	2	2
2	3		1		1		1		1	1		1	2	2	2
3	3		1		1		1		1	1		1	2	2	2
4	3		2		1		1		1	1		1	2	2	2
5	3		3		3		1		1	1		1	3	3	3
Low (1) ; Medium (2) ; High (3)															

CME388**INDUSTRIAL SAFETY**

L	T	P	C
3	0	0	3

COURSE OBJECTIVES

- 1 To study the fundamental concept and principles of industrial safety
- 2 To study the principles of maintenance engineering.
- 3 To Analyzing the wear and its reduction.
- 4 To study the faults in various tools, equipments and machines.
- 5 To study the periodic maintenance procedures in preventive maintenance.

UNIT – I INDUSTRIAL SAFETY**9**

Accident, causes, types, results and control, mechanical and electrical hazards, types, causes and preventive steps/procedure, describe salient points of factories act 1948 for health and safety, wash rooms, drinking water layouts, light, cleanliness, fire, guarding, pressure vessels, etc, Safety color codes. Fire prevention and firefighting, equipment and methods.

UNIT – II MAINTENANCE ENGINEERING**9**

Definition and aim of maintenance engineering, Primary and secondary functions and responsibility of maintenance department, Types of maintenance, Types and applications of tools used for maintenance, Maintenance cost & its relation with replacement economy, Service life of equipment.

UNIT – III WEAR AND CORROSION AND THEIR PREVENTION**9**

Wear- types, causes, effects, wear reduction methods, lubricants-types and applications, Lubrication methods, general sketch, working and applications, i. Screw down grease cup, ii. Pressure grease gun, iii. Splash lubrication, iv. Gravity lubrication, v. Wick feed lubrication vi. Side feed lubrication, vii. Ring lubrication, Definition, principle and factors affecting the corrosion. Types of corrosion, corrosion prevention methods.

UNIT – IV FAULT TRACING**9**

Fault tracing-concept and importance, decision tree concept, need and applications, sequence of fault finding activities, show as decision tree, draw decision tree for problems in machine tools, hydraulic, pneumatic, automotive, thermal and electrical equipment's like, i. Any one machine tool, ii. Pump iii. Air compressor, iv. Internal combustion engine, v. Boiler,vi. Electrical motors, Types of faults in machine tools and their general causes.

UNIT – V PERIODIC AND PREVENTIVE MAINTENANCE

9

Periodic inspection-concept and need, degreasing, cleaning and repairing schemes, overhauling of mechanical components, overhauling of electrical motor, common troubles and remedies of electric motor, repair complexities and its use, definition, need, steps and advantages of preventive maintenance. Steps/procedure for periodic and preventive maintenance of:i. Machine tools, ii. Pumps, iii. Air compressors, iv. Diesel generating (DG) sets, Program and schedule of preventive maintenance of mechanical and electrical equipment, Advantages of preventive maintenance. Repair cycle concept and importance.

TOTAL:45 PERIODS

OUTCOMES: At the end of the course the students would be able to

1. Explain the fundamental concept and principles of industrial safety
2. Apply the principles of maintenance engineering.
3. Analyze the wear and its reduction.
4. Evaluate faults in various tools, equipments and machines
5. Apply periodic maintenance procedures in preventive maintenance.

TEXT BOOKS:

1. L M Deshmukh, Industrial Safety Management, Tata McGraw-Hill Education, 2005.
2. Charles D. Reese, Occupational Health and Safety Management: A Practical Approach, CRC Press, 2003.

REFERENCES:

1. Edward Ghali, V. S. Sastri, M. Elboudjaini, Corrosion Prevention and Protection: Practical Solutions, John Wiley & Sons, 2007.
2. Garg, HP, Maintenance Engineering, S. Chand Publishing.
3. J Maiti, Pradip Kumar Ray, Industrial Safety Management: 21st Century Perspectives of Asia, Springer, 2017.
4. R. Keith Mobley, Maintenance Fundamentals, Elsevier, 2011.
5. W. E. Vesely, F. F. Goldberg, Fault Tree Handbook, Create space Independent Pub, 2014

CO	PO												PSO		
	1	2	3	4	5	6	7	8	9	10	11	12	1	2	3
1	2	1	2			2	1					1	1	2	1
2	2	1	2			2	1					1	1	2	1
3	2	1	2			2	1					1	1	2	1
4	2	1	2			2	1					1	1	2	1
5	2	1	2			2	1					1	1	2	1
Low (1) ; Medium (2) ; High (3)															

COURSE OBJECTIVES

- 1 To gain knowledge on the principles and procedure for the design of Mechanical power Transmission components.
- 2 To understand the standard procedure available for Design of Transmission of Mechanical elements spur gears and parallel axis helical gears.
- 3 To learn the design bevel, worm and cross helical gears of Transmission system.
- 4 To learn the concepts of design multi and variable speed gear box for machine tool applications.
- 5 To learn the concepts of design to cams, brakes and clutches
(Use of P S G Design Data Book permitted)

UNIT – I DESIGN OF FLEXIBLE ELEMENTS 9

Design of Flat belts and pulleys - Selection of V belts and pulleys – Selection of hoisting wire ropes and pulleys – Design of Transmission chains and Sprockets.

UNIT – II SPUR GEARS AND PARALLEL AXIS HELICAL GEARS 9

Speed ratios and number of teeth-Force analysis -Tooth stresses - Dynamic effects – Fatigue strength - Factor of safety - Gear materials – Design of straight tooth spur & helical gears based on strength and wear considerations – Pressure angle in the normal and transverse plane-Equivalent number of teeth-forces for helical gears.

UNIT – III BEVEL, WORM AND CROSS HELICAL GEARS 9

Straight bevel gear: Tooth terminology, tooth forces and stresses, equivalent number of teeth. Estimating the dimensions of pair of straight bevel gears. Worm Gear: Merits and demerits terminology. Thermal capacity, materials-forces and stresses, efficiency, estimating the size of the worm gear pair. Cross helical: Terminology-helix angles-Estimating the size of the pair of cross helical gears.

UNIT – IV GEAR BOXES 9

Geometric progression - Standard step ratio - Ray diagram, kinematics layout -Design of sliding mesh gear box - Design of multi speed gear box for machine tool applications - Constant mesh gear box - Speed reducer unit. – Variable speed gear box, Fluid Couplings, Torque Converters for automotive applications.

UNIT – V CAMS, CLUTCHES AND BRAKES 9

Cam Design: Types-pressure angle and under cutting base circle determination-forces and surface stresses. Design of plate clutches –axial clutches-cone clutches-internal expanding rim clutches-Electromagnetic clutches. Band and Block brakes - external shoe brakes – Internal expanding shoe brake.

Total:45 periods

OUTCOMES: At the end of the course the students would be able to

1. Apply the concepts of design to belts, chains and rope drives.
2. Apply the concepts of design to spur, helical gears.
3. Apply the concepts of design to worm and bevel gears.
4. Apply the concepts of design to gear boxes.
5. Apply the concepts of design to cams, brakes and clutches

TEXT BOOKS:

1. Bhandari V, "Design of Machine Elements", 4th Edition, Tata McGraw-Hill Book Co, 2016.
2. Joseph Shigley, Charles Mischke, Richard Budynas and Keith Nisbett "Mechanical Engineering Design", 8th Edition, Tata McGraw-Hill, 2008.

REFERENCES:

1. Merhyle F. Spotts, Terry E. Shoup and Lee E. Hornberger, "Design of Machine Elements" 8th Edition, Printice Hall, 2003.
2. Orthwein W, "Machine Component Design", Jaico Publishing Co, 2003.
3. Prabhu. T.J., "Design of Transmission Elements", Mani Offset, Chennai, 2000.
4. Robert C. Juvinall and Kurt M. Marshek, "Fundamentals of Machine Design", 4th Edition, Wiley,2005
5. Sundararamoorthy T. V, Shanmugam .N, "Machine Design", Anuradha Publications,Chennai, 2003.

CO	PO												PSO		
	1	2	3	4	5	6	7	8	9	10	11	12	1	2	3
1	3	2	3	1					1			1	2	3	2
2	3	2	3	1					1			1	2	3	2
3	3	2	3	1					1			1	2	3	2
4	3	2	3	1					1			1	2	3	2
5	3	2	3	1					1			1	2	3	2
Low (1) ; Medium (2) ; High (3)															

CME390

THERMAL POWER ENGINEERING

L T P C
3 0 0 3

Course Objectives

- 1 To study the fuel properties and arrive at proximate and ultimate analysis of fuels.
- 2 To study the different types of boilers and compute their performance parameters.
- 3 To study the performance parameters of an air compressor
- 4 To study the working principles of various refrigeration systems and perform cop calculations
- 5 To study the psychrometric properties and how they are utilized in arriving at calculations to determine heating loads

UNIT – I FUELS AND COMBUSTION

9

Fuels - Types and Characteristics of Fuels - Determination of Properties of Fuels – Fuels Analysis - Proximate and Ultimate Analysis - Moisture Determination - Calorific Value -Gross & Net Calorific Values

UNIT – II BOILERS

9

Types and comparison, Mountings and Accessories. Performance calculations, Boiler trial.

UNIT – III AIR COMPRESSORS

9

Classification and comparison, working principle, work of compression - with and without clearance, Volumetric efficiency, Isothermal efficiency and Isentropic efficiency. Multistage air compressor with Intercooling. Working principle and comparison of Rotary compressors with reciprocating air compressors

UNIT – IV REFRIGERATION SYSTEMS

9

Vapour compression refrigeration cycle, Effect of Superheat and Sub-cooling, Performance calculations, Working principle of air cycle, vapour absorption system, and Thermoelectric refrigeration.

UNIT – V PSYCHROMETRY AND AIR-CONDITIONING

9

Psychrometric properties – Property calculations using Psychrometric chart and expressions. Psychrometric processes – adiabatic saturation, sensible heating and cooling, humidification, dehumidification, evaporative cooling and adiabatic mixing Air conditioning systems, concept of RSHF, GSHF and ESHF, Cooling load calculations. Cooling towers – concept and types.

TOTAL:45 PERIODS

OUTCOMES: At the end of the course the students would be able to

1. Evaluate the fuel properties and arrive at proximate and ultimate analysis of fuels.
2. Analyze different types of boilers and compute their performance parameters.
3. Evaluate the performance parameters of an air compressor
4. Apply the working principles of various refrigeration systems and perform cop calculations
5. Analyze the psychrometric properties and how they are utilized in arriving at calculations to determine heating loads.

TEXT BOOKS:

1. Mahesh. M. Rathore, "Thermal Engineering", 1st Edition, Tata McGraw Hill, 2010.
2. Ballaney. P, "Thermal Engineering", 25th Edition, Khanna Publishers, 2017

REFERENCES:

1. Ananthanarayanan P.N, "Basic Refrigeration and Air-Conditioning", 4th Edition, Tata McGraw Hill, 2013.
2. Arora, "Refrigeration and Air-Conditioning", 2nd Edition, Prentice Hall of India, 2010.
3. Mathur M.L and Mehta F.S., "Thermal Science and Engineering", 3rd Edition, Jain Brothers Pvt. Ltd, 2017.
4. Nag P.K, "Basic and Applied Thermodynamics", 2nd Edition, Tata McGraw Hill, 2010
5. Soman. K, "Thermal Engineering", 2nd Edition, Prentice Hall of India, 2011

CO	PO												PSO		
	1	2	3	4	5	6	7	8	9	10	11	12	1	2	3
1	3	1	1	1					1			1	2	1	1
2	3	2	1	1					1			1	2	1	1
3	3	1	1	1					1			1	2	1	1
4	3	2	1	1					1			1	2	1	1
5	3	1	1	1					1			1	2	1	1
Low (1) ; Medium (2) ; High (3)															

CME391**DESIGN FOR MANUFACTURING**

L	T	P	C
3	0	0	3

COURSE OBJECTIVES

- 1 To introduce economic process selection principles and general design principles for manufacturability in the development and design of products for various engineering applications. Also, apply design consideration principles of casting in the design of cast products.
- 2 To learn design consideration principles of forming in the design of extruded, stamped, and forged products.
- 3 To learn design consideration principles of machining in the design of turned, drilled, milled, planed, shaped, slotted, and ground products.
- 4 To learn design consideration principles of welding in the design of welded products.
- 5 To learn design consideration principles of assembly in the design of assembled products.

UNIT – I INTRODUCTION AND CASTING**9**

Introduction - Economics of process selection - General design principles for manufacturability; Design considerations for: Sand cast – Die cast – Permanent mold cast parts.

UNIT – II FORMING**9**

Design considerations for: Metal extruded parts – Impact/Cold extruded parts – Stamped parts –Forged parts.

UNIT – III MACHINING**9**

Design considerations for: Turned parts – Drilled parts – Milled, planed, shaped and slotted parts– Ground parts.

UNIT – IV WELDING**9**

Arc welding – Design considerations for: Cost reduction – Minimizing distortion – Weld strength – Weldment & heat treatment. Resistance welding – Design considerations for: Spot – Seam – Projection – Flash & Upset weldment.

UNIT – V ASSEMBLY**9**

Design for assembly – General assembly recommendations – Minimizing the no. of parts – Design considerations for: Rivets – Screw fasteners – Gasket & Seals – Press fits – Snap fits – Automatic assembly.

TOTAL:45 PERIODS**OUTCOMES:** At the end of the course the students would be able to

1. Discuss the economic process selection principles and general design principles for manufacturability in the development and design of products for various engineering applications. Also, apply design consideration principles of casting in the design of cast products.
2. Explain design consideration principles of forming in the design of extruded, stamped, and forged products.
3. Explain design consideration principles of machining in the design of turned, drilled, milled, planed, shaped, slotted, and ground products.
4. Explain design consideration principles of welding in the design of welded products.
5. Explain design consideration principles of assembly in the design of assembled products.

TEXT BOOKS:

1. James G. Bralla, "Handbook of Product Design for Manufacture", McGraw Hill, 1986.
2. O. Molloy, E.A. Warman, S. Tilley, Design for Manufacturing and Assembly: Concepts, Architectures and Implementation, Springer, 1998.

REFERENCES:

1. CorradoPoli, Design for Manufacturing: A Structured Approach, Elsevier, 2001.
2. David M. Anderson, Design for Manufacturability & Concurrent Engineering: How to Design for Low Cost, Design in High Quality, Design for Lean Manufacture, and Design Quickly for Fast Production, CIM Press, 2004.
3. Erik Tempelman, Hugh Shercliff, Bruno Ninaber van Eyben, Manufacturing and Design: Understanding the Principles of How Things Are Made, Elsevier, 2014.
4. Henry Peck, "Designing for Manufacture", Sir Isaac Pitman & Sons Ltd., 1973.
5. Matousek, "Engineering Design", Blackie & Sons, 1956.

CO	PO												PSO		
	1	2	3	4	5	6	7	8	9	10	11	12	1	2	3
1	3	3	3	1								1	2	2	1
2	3	3	3	1								1	2	2	1
3	3	3	3	1								1	2	2	1
4	3	3	3	1								1	2	2	1
5	3	3	3	1								1	2	2	1
Low (1) ; Medium (2) ; High (3)															

CME392**POWER GENERATION EQUIPMENT DESIGN**

L	T	P	C
3	0	0	3

COURSE OBJECTIVES

- 1 To introduce the power generation equipments types layouts working cycles.
- 2 To learn the fuels, combustion and burning methods of combustion system.
- 3 To study the various boilers and its boilers parts of steam power plant.
- 4 To study the basics of nuclear fuels and reactor classification.
- 5 To study of techno economics and operating cost and safety of power plant.

UNIT – I INTRODUCTION**9**

Introduction to types, layouts and working cycles - Layouts of diesel-electric, hydro-electric, nuclear, gas turbine, steam, cogeneration, MHD and other power plants - Site selection - Reheat and regenerative steam cycles - Binary vapour cycle - Combined cycle - Topping cycle - Power plant instrumentation and control - air flow, furnace pressure, steam temperature control system - Governing system - Steam turbine.

UNIT – II COMBUSTION SYSTEM**9**

Fuels, combustion and burning methods - Fuel classification - Solid, liquid and gaseous - Compositions and heating values - Classification of coal - Combustion process, atmosphere and control - ESP Furnace construction - Stokers - suspension firing - pulverised fuel firing - oil and gas burners and systems - Fuel control - Burner management system - FSSS - Ash handling system.

UNIT – III STEAM POWER PLANT**9**

Steam generators - fire tube, water tube, forced circulation, once through, super charged, super critical, Lamont, Loeffler, Schilde, Hortmen and Velox boilers, Fluidised Bed & Circulated Fluidised Bed boilers - Natural, artificial, balanced and steam jet drafts - Simple problems - Functions of super heaters, economisers, air-heaters, deaerators, feed heaters, air ejectors - Feed pumps - Injectors - Feed water control- Condensers – Jet and surface type - Simple problems - Cooling towers.

UNIT – IV NUCLEAR POWER PLANT**9**

Nuclear power plant - Basics of nuclear fuels - Fission and chain reaction - Reactor classification - Boiling water, pressurised water, homogeneous, gas cooled breeding and metal cooled

UNIT – V TECHNO ECONOMICS OF POWER PLANT**9**

Economics and safety - Actual load curves - Fixed and operating costs - Tariff methods for electrical energy - Peak load and variable load operations - Selection of generation type and general equipment. Introduction to safety aspects in power plants - Environmental impacts - assessment for thermal power plant.

TOTAL:45 PERIODS

OUTCOMES: At the end of the course the students would be able to

1. Discuss the power generation equipments types layouts working cycles.
2. Explain the fuels, combustion and burning methods of combustion system.
3. Discuss the various boilers and its boilers parts of steam power plant.
4. Explain the basics of nuclear fuels and reactor classification.
5. Discuss of techno economics and operating cost and safety of power plant.

TEXT BOOKS:

1. Power Plant Engineering - PK Nag
2. A Textbook of Power Plant Engineering - Rajput

REFERENCES:

1. Basics of Boiler and HRSG Design - Brad Buecker
2. Steam Plant Operation-Everett B. Woodruff,Herbert B. Lammers,Thomas F. Lammers
3. Nuclear Power Plant Design and Analysis Codes Development Validation and Application 2020 Edition by Jun Wang, Xin Li, Chris Allison, Judy Hohorst , Elsevier
4. A Techno-Economic Analysis of Solar Thermal Power Plant by Malik Monu and Saini R P | 8 November 2012
5. Power Plant Engineering by Dilip Vairagkar | 1 January 2019

CO	PO												PSO		
	1	2	3	4	5	6	7	8	9	10	11	12	1	2	3
1	2	1	1	1			2		1			1	1	2	2
2	2	1	1	1			2		1			1	1	2	2
3	2	1	1	1			2		1			1	1	2	2
4	2	1	1	1			2		1			1	1	2	2
5	2	1	1	1			2		1			1	1	2	2
Low (1) ; Medium (2) ; High (3)															

COURSE OBJECTIVES

1. To introduce the basic concepts of electric vehicle and their characteristics
2. To introduce different types of motors and the selection of motor for vehicle applications.
3. To acquaint the student with different sensors and systems used in autonomous and connected vehicles.
4. To give an overview of networking with sensors and systems.
5. To introduce the modern methods of diagnosing on-board the vehicle troubles.

UNIT – I ELECTRIC VEHICLES**9**

EV architectures, advantages and disadvantages, Electrical and mechanical energy storage technologies, battery management. Performance of Electric Vehicles, Tractive effort and Transmission requirement, Vehicle performance, Tractive effort in normal driving.

UNIT – II ELECTRIC VEHICLE MOTORS**9**

Electric Propulsion basics, motor capacity determination, Induction motor, DC motor, Permanent Magnet Motor, Switch Reluctance Motor, Configuration, Characteristics, Performance and control of Drives.

UNIT – III AUTONOMOUS AND CONNECTED VEHICLES**9**

Vehicle-to-Vehicle Technology, Vehicle to Road and Vehicle to Vehicle Infrastructure, Basic Control System, Surroundings Sensing Systems, Role of Wireless Data Networks, Advanced Driver Assistance Systems, Basics of Radar System, Ultrasonic Sonar Systems, Lidar System, Camera Technology, Basics of Wireless Technology, Receiver System.

UNIT – IV AUTOMOTIVE NETWORKING**9**

Bus Systems – Classification, Applications in the vehicle, Coupling of networks, networked vehicles, Buses - CAN Bus, LIN Bus, MOST Bus, Bluetooth, Flex Ray, Diagnostic Interfaces.

UNIT – V ON-BOARD TESTING**9**

Integration of Sensor Data to On-Board Control Systems (OBD), OBD requirements, certification, enforcement, systems, testing, Catalytic converter and Exhaust Gas Recirculation system monitoring, Introduction to Cyber-physical system.

TOTAL: 45 PERIODS

OUTCOMES: At the end of the course the students would be able to

1. Acquire an overview of electric vehicles and their importance in automotive.
2. Discuss the characteristics and the selection of traction motor.
3. Comprehend the vehicle-to-vehicle and autonomous technology.
4. Explain the networking of various modules in automotive systems, communication protocols and diagnostics of the sub systems.
5. Be familiar with on-board diagnostics systems.

TEXT BOOKS:

- 1 John G Hayes and G Abaas Goodarzi, Electric Powertrain -, 1st Edition, John Wiley & Sons Ltd., 2018
- 2 Hussain T Mouftah, Melike Erol-kantarci and Samesh Sorour, Connected and Autonomous Vehicles in Smart Cities, CRC Press, 1st Edition, 2020.

REFERENCES:

- 1 Dominique Paret, Multiplexed Networks for Embedded Systems, John Wiley & Sons Ltd., 2007.
- 2 Hong Cheng, —Autonomous Intelligent Vehicles: Theory, Algorithms & Implementation, Springer, 2011
- 3 Advanced Technology Vehicles Manufacturing (ATVM) Loan Program (Energy Science, Engineering and Technology: Congressional Policies, Practices and Procedures) by Andrew M Wright and Harrison R Scott | 5 September 2012
- 4 Advanced Vehicle Technology by Heinz Heisler MSc BSc FIMI MIRTE MCIT | 17 July 2002
- 5 Advanced Motorsport Engineering: Units for Study at Level 3 by Andrew Livesey | 1 September 2011

TEXT BOOKS:

1. V. Ganesan, "Internal Combustion Engines", V Edition, Tata McGraw Hill, 2012.
2. John B. Heywood, "Internal Combustion Engines Fundamentals", McGraw-Hill, 1988.

REFERENCES:

1. B.P. Pundir, "IC Engines Combustion & Emission", Narosa Publishing House, 2014.
2. Duffy Smith, "Auto Fuel Systems", The Good Heart Wilcox Company, Inc., 2003.
3. EranSher, Handbook of Air Pollution from Internal Combustion Engines: Pollutant Formation and Control, Academic Press, 1998.
4. K.K. Ramalingam, "Internal Combustion Engine Fundamentals", SciTech Publications, 2011.
5. R.B. Mathur and R.P. Sharma, "Internal Combustion Engines", Dhanpat Rai& Sons, 2007

CO	PO												PSO		
	1	2	3	4	5	6	7	8	9	10	11	12	1	2	3
1	3	2	2	1	1	2	3		1			3	3	2	2
2	3	2	2	1	1	2	3		1			3	3	2	1
3	3	1	2	2	2	2	3		1			3	2	3	1
4	2	1	2	1	2	2	3		1			3	2	3	1
5	3	1	1	1	2	2	2		1			3	2	3	1
Low (1) ; Medium (2) ; High (3)															

CME395**CASTING AND WELDING PROCESSES**

L	T	P	C
3	0	0	3

COURSE OBJECTIVES

- 1 To study the ferrous casting metallurgy and its applications.
- 2 To study the nonferrous casting metallurgy and its applications.
- 3 To study the ferrous welding metallurgy and its applications.
- 4 To study the welding metallurgy of alloy steels and nonferrous metals and its applications
- 5 To Identifying the causes and remedies of various welding defects; applying welding standards and codes.

UNIT – I FERROUS CAST ALLOYS**9**

Solidification of pure metals and alloys and eutectics -Nucleation - Growth Process, Critical nucleus size- Super cooling- Niyama Criterion -G/R ratio- Cell- Dendritic - Random dendritic structure-Segregation and Coring- Eutectics-Compositions and alloys in Cast Irons, FG-CGI- SG structures, Metallic Glass- Mold dilation, Mold metal reactions- Structure and Section sensitivity Cast irons- family & microstructures-Alloying effects- Malleable Iron, ADI, Charge calculations- Effect of normal elements and alloying elements in steels- Compositional aspects and properties of alloy steels- melting procedure and composition control for carbon steels- low alloy steels - stainless steels- composition control- slag-metal reactions-desulphurization-dephosphorization, specifications for carbon steels- low alloy steels and stainless steels

UNIT – II NON-FERROUS CAST ALLOYS**9**

Copper- Aluminium- Magnesium- zinc - Nickel base alloys- melting practices - Al alloys, Mg alloys, Nickel alloys, Zinc alloys and copper alloys-modification and grain refinement of Al alloys- problems in composition control- degassing techniques -Heat Treatment of Aluminium alloys – Basics of Solution and Precipitation process. - Applications of Aluminium Alloy castings in various fields. Residual Stresses- defects in castings

UNIT – III PHYSICAL METALLURGY OF WELDING**9**

Welding of ferrous materials: Iron- Iron carbide diagram, TTT and CCT diagrams, effects of steel composition, formation of different microstructural zones in welded plain-carbon steels. Welding of C-Mn and low-alloy

steels, phase transformations in weld and heat - affected zones, cold cracking, role of hydrogen and carbon equivalent, formation of acicular ferrite and effect on weld metal toughness.

UNIT – IV WELDING OF ALLOY STEELS AND NON-FERROUS METALS 9

Welding of stainless steels, types of stainless steels, overview of joining ferritic and martensitic types, welding of austenitic stainless steels, Sensitisation, hot cracking, sigma phase and chromium carbide formation, ways of overcoming these difficulties, welding of cast iron. Welding of non-ferrous materials: Joining of aluminium, copper, nickel and titanium alloys, problems encountered and solutions

UNIT – V DEFECTS, WELDABILITY AND STANDARDS 9

Defects in welded joints: Defects such as arc strike, porosity, undercut, slag entrapment and hot cracking, causes and remedies in each case. Joining of dissimilar materials, weldability and testing of weldments. Introduction to International Standards and Codes

TOTAL:45 PERIODS

OUTCOMES: At the end of the course the students would be able to

1. Explain the ferrous casting metallurgy and its applications.
2. Explain the non ferrous casting metallurgy and its applications.
3. Explain the ferrous welding metallurgy and its applications.
4. Explain the welding metallurgy of alloy steels and non ferrous metals and its applications.
5. Identify the causes and remedies of various welding defects; apply welding standards and codes.

TEXT BOOKS:

1. Heine R W, Loper C R and Rosenthal P C, "Principles of Metal Castings", Tata McGraw Hill, 2017.
2. A.K.Chakrabarthy, 'Casting Technology and Cast Alloys,Prentice Hall, 2005.

REFERENCES:

1. ASM International. Handbook Committee, ASM Handbook: Casting. Volume 15, ASM International, 2008.
2. Baldev Raj, Shankar V, Bhaduri A K, "Welding Technology for Engineers", Narosa Publications, 2009.
3. Beeley P, "Foundry Technology" Butterworth-Heinemann, 2001.
4. R.S.Parmar, 'Welding Engineering and Technology', Khanna Publishers, 2010
5. John Campbell, "Casting", Butterworth-Heinemann, 2003.

CO	PO												PSO		
	1	2	3	4	5	6	7	8	9	10	11	12	1	2	3
1	1	1	2	2					1			1	2	1	1
2	1	1	2	2					1			1	2	1	1
3	1	1	2	2					1			1	2	1	1
4	1	1	2	2					1			1	2	1	1
5	1	1	2	2					1			1	2	1	1
Low (1) ; Medium (2) ; High (3)															

CME396 PROCESS PLANNING AND COST ESTIMATION L T P C
3 0 0 3

COURSE OBJECTIVES

- 1 To introduce the process planning concepts to make cost estimation for various products after process planning
- 2 To Learn the various Process Planning Activities
- 3 To provide the knowledge of importance of costing and estimation.
- 4 To provide the knowledge of estimation of production costing.
- 5 To learn the knowledge of various Machining time calculations

UNIT – I INTRODUCTION TO PROCESS PLANNING 9
 Introduction- methods of process planning-Drawing Interpretation-Material evaluation – steps in process selection-. Production equipment and tooling selection

UNIT – II PROCESS PLANNING ACTIVITIES 9
 Process parameters calculation for various production processes-Selection jigs and fixture selection of quality assurance methods - Set of documents for process planning-Economics of process planning- case studies

UNIT – III INTRODUCTION TO COST ESTIMATION 9
 Importance of costing and estimation –methods of costing-elements of cost estimation –Types of estimates – Estimating procedure- Estimation labor cost, material cost- allocation of overhead charges- Calculation of depreciation cost

UNIT – IV PRODUCTION COST ESTIMATION 9
 Estimation of Different Types of Jobs - Estimation of Forging Shop, Estimation of Welding Shop,Estimation of Foundry Shop

UNIT – V MACHINING TIME CALCULATION 9
 Estimation of Machining Time - Importance of Machine Time Calculation- Calculation of Machining Time for Different Lathe Operations, Drilling and Boring - Machining Time Calculation for Milling, Shaping and Planning -Machining Time Calculation for Grinding.

Total:45 periods

OUTCOMES: At the end of the course the students would be able to

1. Discuss select the process, equipment and tools for various industrial products.
2. Explain the prepare process planning activity chart.
3. Explain the concept of cost estimation.
4. Compute the job order cost for different type of shop floor.
5. Calculate the machining time for various machining operations.

TEXT BOOKS:

1. Peter scalon, “Process planning, Design/Manufacture Interface”, Elsevier science technology Books, Dec 2002.
2. Sinha B.P, “Mechanical Estimating and Costing”, Tata-McGraw Hill publishing co, 1995.

REFERENCES:

1. Chitale A.V. and Gupta R.C., “Product Design and Manufacturing”, 2nd Edition, PHI, 2002.
2. Ostwalal P.F. and Munez J., “Manufacturing Processes and systems”, 9th Edition, John Wiley, 1998.
3. Russell R.S and Tailor B.W, “Operations Management”, 4th Edition, PHI, 2003.
4. Mikell P. Groover, “Automation, Production, Systems and Computer Integrated Manufacturing”, Pearson Education 2001.
5. K.C. Jain & L.N. Aggarwal, “Production Planning Control and Industrial Management”, KhannaPublishers 1990.

CO	PO												PSO		
	1	2	3	4	5	6	7	8	9	10	11	12	1	2	3
1	3	2	2	2					1		1	1	2	1	1
2	3	3	2	1					1		1	1	2	1	1
3	3	3	2	2					1		1	1	2	1	1
4	3	3	2	2					1		1	1	2	1	1
5	3	3	2	2					1		1	1	2	1	1
Low (1) ; Medium (2) ; High (3)															

COURSE OBJECTIVES

- 1 To study the fundamentals of surface features and different types of friction associated with metals and non-metals
- 2 To study the different types of wear mechanism and its standard measurement.
- 3 To study the different types of corrosion and its preventive measures
- 4 To study the different types of surface properties and surface modification techniques
- 5 To study the various types of materials used in the friction and wear applications

UNIT – I SURFACES AND FRICTION**9**

Basics of surfaces features – Roughness parameters – surface measurement - Cause of friction- Laws of friction – Static friction – Rolling Friction – Stick-slip Phenomenon - Friction properties of metal and nonmetals – Friction in extreme conditions – Thermal considerations in sliding contact.

UNIT – II WEAR**9**

Laws of Wear - Types of Wear mechanism – wear debris analysis - Theoretical wear models - Wear of metals and nonmetals – International standards in friction and wear measurements

UNIT – III CORROSION**9**

Introduction – Types of corrosion – Factors influencing corrosion – Testing of corrosion – In-service monitoring, Simulated service, Laboratory testing – Prevention of Corrosion – Material selection, Alteration of environment, Design, Cathodic and Anodic Protection, Corrosion inhibitors

UNIT – IV SURFACE TREATMENTS**9**

Surface properties – Hydrophobic – Super hydrophobic – Hydrophilic - surface metallurgy –Surface coating Techniques – PVD – CVD – Physical CVD – Ion implantation – Surface welding – Thermal spraying – Laser surface hardening and alloying - New trends in coating technology – DLC – CNC – Thick coatings – Nano-engineered coatings – Other coatings, Corrosion resistant coatings

UNIT – V ENGINEERING MATERIALS**9**

Introduction – High and low friction materials - Advanced alloys – Super alloys, Titanium alloys, Magnesium alloys, Aluminium alloys, and Nickel based alloys – Ceramics – Polymers – Biomaterials – Bio Tribology - Nano Tribology

TOTAL:45 PERIODS

OUTCOMES: At the end of the course the students would be able to

1. Describe the fundamentals of surface features and different types of friction associated with metals and non-metals
2. Analyze the different types of wear mechanism and its standard measurement.
3. Analyze the different types of corrosion and its preventive measures
4. Analyze the different types of surface properties and surface modification techniques
5. Analyze the various types of materials used in the friction and wear applications.

TEXT BOOKS:

1. G.W.Stachowiak and A.W.Batchelor, "Engineering Tribology", Butterworth-Heinemann, 2005.
2. S.K.Basu, S.N.Sengupta and B.B.Ahuja, "Fundamentals of Tribology", Prentice Hall of India, 2005.

REFERENCES:

1. Fontana G., "Corrosion Engineering", McGraw Hill, 1985.
2. Halling, J. (Editor), "Principles of Tribology", MacMillan, 1984.
3. Rabinowicz.E., "Friction and Wear of materials", John Willey & Sons, 1995.
4. Williams J.A., "Engineering Tribology", Oxford University Press, 1994.
5. Joseph R. Davis, Corrosion: Understanding the Basics, ASM International, 2000.

CO	PO												PSO		
	1	2	3	4	5	6	7	8	9	10	11	12	1	2	3
1	1	2	2	2	2			2	1			2	3	2	1
2	2	2	2	2	2			2	1			2	3	2	1
3	1	2	2	2	2			2	1			2	2	3	1
4	1	2	2	2	3			2	1			2	2	3	1
5	1	1	2	2	1			2	1			3	1	2	1
Low (1) ; Medium (2) ; High (3)															

CME398

PRECISION MANUFACTURING

L T P C
3 0 0 3

COURSE OBJECTIVES

- 1 To study the need, significance and progress of precision manufacturing and the different levels of manufacturing.
- 2 To study the principle and working of different methods of precision machining.
- 3 To study the special construction requirements of precision machine tools.
- 4 To study the errors involved in precision machine tools and calculate the error budgets for a given situation.
- 5 To study the Selecting a suitable measurement solution to measure and characterize precision machined features.

UNIT – I PRECISION ENGINEERING

9

Introduction to Precision Engineering, Need for precision manufacturing, Taniguchi diagram, Four Classes of Achievable Machining Accuracy – Normal, Precision, High-precision, Ultra-precision Processes and Nanotechnology.

UNIT – II PRECISION MACHINING

9

Overview of Micro- and Nano-machining, Conventional micro machining techniques - micro-turning, micro-milling, micro-grinding, Ultra-precision diamond turning, Non-conventional micromachining techniques – abrasive jet and water jet micromachining, Ultrasonic micromachining, micro electrical discharge machining, photochemical machining, electro chemical micromachining, laser beam micromachining, Electron beam micromachining, Focused Ion Beam micromachining, etc.

UNIT – III MACHINE DESIGN FOR PRECISION MANUFACTURING

9

Philosophy of precision machine design, Ultra-Precision Machine Elements: Guide- ways, Drive Systems, Friction Drive, Linear Motor Drive, Spindle Drive. Bearings: Principle, construction and application of Rolling, Hydrodynamic and Hydrostatic Bearings, Aerostatic Bearings, Magnetic bearings.

UNIT – IV MECHANICAL AND THERMAL ERRORS

9

Sources of error, Principles of measurement, Errors due to machine elements, bearings, spindles, Kinematic design, Structural compliance. Vibration, Thermal errors – background, thermal effects, Environmental control of precision machinery. Error mapping and error budgets.

UNIT – V MEASUREMENT AND CHARACTERISATION

9

Optical dimensional metrology of precision features – Machine vision, Multi-sensor coordinate metrology, Laser Tracking Systems, Laser scanners, White-Light Interference 3D Microscopes, Focus-Based Optical Metrology- Fringe projection method, Measurement of Typical Nano features.

Surface metrology - 3D surface topography - Need, Measurement – Chromatic confocal Microscopy, Interferometry, Non-optical Scanning Microscopy – Scanning electron Microscopes, Scanning probe microscopes, Parameters for characterizing 3D surface topography.

TOTAL:45 PERIODS

OUTCOMES: At the end of the course the students would be able to

1. Explain the need, significance and progress of precision manufacturing and the different levels of manufacturing.
2. Explain the principle and working of different methods of precision machining.
3. Explain the special construction requirements of precision machine tools.
4. Explain the errors involved in precision machine tools and calculate the error budgets for a given situation.
5. Select a suitable measurement solution to measure and characterize precision machined features.

TEXT BOOKS:

1. Jain, V.K., Introduction to micromachining, Narosa publishers, 2018
2. Venkatesh V.C., Sudinlzman, Precision Engineering, Tata Mc.Graw Hill Publishing Company, New Delhi 2007.

REFERENCES:

1. David Dornfeld, Dae-Eun Lee, Precision Manufacturing, Springer, 2008.
2. Jain, V.K., Micro manufacturing Processes, CRC Press, 2012.
3. Joseph McGeough, Micromachining of Engineered Materials, Marcel Dekker Inc., 2002.
4. Kevin Harding, "Handbook of Optical Dimensional Metrology, Series: Series in Optics and optoelectronics", Taylor & Francis, 2013.
5. Murty, R.L., Precision Engineering in Manufacturing, New Age publishers, 2005.

CO	PO												PSO		
	1	2	3	4	5	6	7	8	9	10	11	12	1	2	3
1	2	2	2	2	2				1			1	2	2	1
2	2	2	2	2	2				1			1	2	2	1
3	2	2	2	2	2				1			1	2	2	1
4	2	2	2	2	2				1			1	2	2	1
5	2	2	2	2	2				1			1	2	2	1
Low (1) ; Medium (2) ; High (3)															

CME386

GAS DYNAMICS AND JET PROPULSION

L T P C
3 0 0 3

COURSE OBJECTIVES

- 1 To study the fundamentals of compressible flow concepts and the use of gas tables.
- 2 To learn the compressible flow behaviour in constant area ducts.
- 3 To study the development of shock waves and its effects.
- 4 To study the types of jet engines and their performance parameters.
- 5 To learn the types of rocket engines and their performance parameters.

UNIT – I BASIC CONCEPTS AND ISENTROPIC FLOWS

9

Energy and momentum equations of compressible fluid flows, Concepts of compressible flow – Mach waves and Mach cone. Flow regimes, effect of Mach number on compressibility. Stagnation, static, critical properties and their interrelationship. Isentropic flow and its relations. Isentropic flow through variable area ducts – nozzles and diffusers. Use of Gas tables.

UNIT – II COMPRESSIBLE FLOW THROUGH DUCTS

9

Flows through constant area ducts with heat transfer (Rayleigh flow) and Friction (Fanno flow) – variation of flow properties. Choking. Isothermal flow with friction. Use of Gas tables.

UNIT – III NORMAL AND OBLIQUE SHOCKS

9

Governing equations - Rankine-Hugoniot Relation. Variation of flow parameters across the normal and oblique shocks. Prandtl – Meyer expansion and relation. Use of Gas tables.

UNIT – IV JET PROPULSION**9**

Theory of jet propulsion – thrust equation – Performance parameters - thrust, power and efficiency. Operation, cycle analysis and performance of ram jet, turbojet, turbofan, turbo prop and pulse jet engines.

UNIT – V SPACE PROPULSION**9**

Types of rocket engines and propellants. Characteristic velocity – thrust equation. Theory of single and multistage rocket propulsion. Liquid fuel feeding systems. Solid propellant geometries. Orbital and escape velocity. Rocket performance calculations.

TOTAL:45 PERIODS

OUTCOMES: At the end of the course the students would be able to

1. Apply the fundamentals of compressible flow concepts and the use of gas tables.
2. Analyze the compressible flow behaviour in constant area ducts.
3. Analyze the development of shock waves and its effects.
4. Explain the types of jet engines and their performance parameters.
5. Explain the types of rocket engines and their performance parameters.

TEXT BOOKS:

1. Anderson, J.D., “Modern Compressible flow”, Third Edition, McGraw Hill, 2003.
2. S.M. Yahya, “Fundamentals of Compressible Flow with Aircraft and Rocket propulsion”, New Age International (P) Limited, 4th Edition, 2012.

REFERENCES:

1. R. D. Zucker and O Biblarz, “Fundamentals of Gas Dynamics”, 2nd edition, Wiley, 2011.
2. Balachandran, P., “Fundamentals of Compressible Fluid Dynamics”, Prentice-Hall of India, 2007.
3. Radhakrishnan, E., “Gas Dynamics”, Printice Hall of India, 2006.
4. Hill and Peterson, “Mechanics and Thermodynamics of Propulsion”, Addison – Wesley, 1965.
5. Babu, V., “Fundamentals of Compressible Flow”, CRC Press, 1st Edition, 2008.

CO	PO												PSO		
	1	2	3	4	5	6	7	8	9	10	11	12	1	2	3
1	3	2	1	1					1			1	3	1	2
2	3	2	1	1					1			1	3	1	2
3	3	2	1	1					1			1	3	1	2
4	3	2	1	1					1			1	3	1	2
5	3	2	1	1					1			1	3	1	2

Low (1) ; Medium (2) ; High (3)

CME399**OPERATIONAL RESEARCH**

L	T	P	C
3	0	0	3

COURSE OBJECTIVES:

The main learning objective of this course is to prepare the students for:

1. To learn Selecting the constraints on the availability of resources and developing a model and rendering an optimal solution for the given circumstances.
2. To study Appraising the challenges in the transportation and production problems and furnishing a rational solution to maximize the benefits.
3. To learn Planning the purchase/ manufacturing policies, managing the spares/ stocks and meeting the customer demands.
4. To Analysing the queue discipline and exploring the avenues for better customer service.
5. To Investigating the nature of the project and offering methodical assistance towards decision making in maintenance.

UNIT – I INTRODUCTION TO OPERATIONS RESEARCH 9
AND LINEAR PROGRAMMING

Operation Research: Definition – Models – Steps – Important topics – Scope - Tools. Linear Programming (LP): Introduction – Concept (Problem mix, Assumption, Properties) –Development (Problem formulation) – Problems in: Graphical method, Simplex methods, Big M method.

UNIT – II TRANSPORTATION, ASSIGNMENT AND PRODUCTION SCHEDULING 9
PROBLEMS

Transportation problems: Introduction, Model, Types – Problems in: Initial Basic (feasible) solution: Northwest Corner Cell method; Least Cost Cell method; Vogel's Approximation method and Optimal solution MODI (U-V) method. Assignment problems: Introduction, Types, Problems in Hungarian method. Production Scheduling problems: Introduction –Problems in Single Machine Scheduling: SPT; WSPT, EDD methods – Problems in Johnson's Algorithm: n job 2 machines, n job 3 machines.

UNIT – III INVENTORY CONTROL MODELS & SYSTEMS 9

Inventory Control: Introduction, Models – Problems in Purchase and Production(Manufacturing) models with and without shortages – Theory on types of inventory control systems: P& Q, ABC, VED, FNS, XYZ, SDE and HML.

UNIT – IV QUEUING THEORY 9

Queuing Theory: Introduction; Applications; Terminology, Poisson process and exponential distribution – Problems in Single Server and Multi Server Queuing Models –Case study on simulation using Monte Carlo technique.

UNIT – V PROJECT MANAGEMENT AND REPLACEMENT MODELS 9

Project Management: Introduction; Guidelines for Networking AOA Diagrams – Problems in Critical Path Method (CPM) & Program Evaluation Review Technique (PERT) – Differences of CPM & PERT. Replacement Problems: Types – Problems in: Determination of Economic Life of an Asset – Problems in: Individual and Group Replacement Policies , Apply OR software

TOTAL :45 PERIODS

OUTCOMES: At the end of the course the students would be able to

1. Discuss the selection of the constraints on the availability of resources, develop a model and render an optimal solution for the given circumstances.
2. Explain the appraise the challenges in the transportation and production problems and furnish a rational solution to maximize the benefits.
3. Explain plan the purchase/ manufacturing policies, manage the spares/ stocks, and meet the customer demands.
4. Analyze the queue discipline and explore the avenues for better customer service.
5. Investigate the nature of the project and offer methodical assistance towards decision making in maintenance.

TEXT BOOKS:

1. Pannerselvam R, "Operations Research", 2nd Edition, PHI, 2009.
2. Hamdy A. Taha, "Operations Research an Introduction", 10th Edition, PHI/Pearson Education, 2017.

REFERENCES:

1. Ravindran, Phillips and Solberg, "Operations Research Principles and Practice", 2nd Edition, Wiley India, 2007.
2. Srinivasan G, "Operations Research Principles and Applications", 3rd Edition EEEPHI, 2017.
3. Sharma J K, "Operations Research Theory and Applications", 5th Edition, Macmillan India, 2013.
4. Premkumar Gupta and D.S.Hira, "Problems in Operations Research", S.Chand, 2009.
5. Wayne L. Winston, "Operations Research Applications and Algorithms", 4th Edition, Cengage Learning, 2004.

CO	PO												PSO		
	1	2	3	4	5	6	7	8	9	10	11	12	1	2	3
1	2	3	3	2	2	1	1	1	1	1	2	2	2	2	2
2	2	3	3	2	2	1	1	1	1	1	2	2	2	2	2
3	2	3	3	2	2	1	1	1	1	1	2	2	2	2	2
4	2	3	3	2	2	1	1	1	1	1	2	2	2	2	2
5	2	3	3	2	2	1	1	1	1	1	2	2	2	2	2
Low (1); Medium (2); High (3)															



MANDATORY COURSES I

MX3081	INTRODUCTION TO WOMEN AND GENDER STUDIES	L T P C 3 0 0 0
---------------	---	----------------------------------

COURSE OUTLINE

UNIT I CONCEPTS

Sex vs. Gender, masculinity, femininity, socialization, patriarchy, public/ private, essentialism, binaryism, power, hegemony, hierarchy, stereotype, gender roles, gender relation, deconstruction, resistance, sexual division of labour.

UNIT II FEMINIST THEORY

Liberal, Marxist, Socialist, Radical, Psychoanalytic, postmodernist, ecofeminist.

UNIT III WOMEN'S MOVEMENTS: GLOBAL, NATIONAL AND LOCAL

Rise of Feminism in Europe and America.
Women's Movement in India.

UNIT IV GENDER AND LANGUAGE

Linguistic Forms and Gender.
Gender and narratives.

UNIT V GENDER AND REPRESENTATION

Advertising and popular visual media.

Gender and Representation in Alternative Media.
Gender and social media.

TOTAL : 45 PERIODS

MX3082	ELEMENTS OF LITERATURE	L T P C 3 0 0 0
---------------	-------------------------------	----------------------------------

OBJECTIVE:

- To make the students aware about the finer sensibilities of human existence through an art form. The students will learn to appreciate different forms of literature as suitable modes of expressing human experience.

1. COURSE CONTENTS

Introduction to Elements of Literature

1. Relevance of literature

- a) Enhances Reading, thinking, discussing and writing skills.
- b) Develops finer sensibility for better human relationship.
- c) Increases understanding of the problem of humanity without bias.
- d) Providing space to reconcile and get a cathartic effect.

2. Elements of fiction

- a) Fiction, fact and literary truth.
- b) Fictional modes and patterns.
- c) Plot character and perspective.

3. Elements of poetry

- a) Emotions and imaginations.

- b) Figurative language.
- c) (Simile, metaphor, conceit, symbol, pun and irony).
- d) Personification and animation.
- e) Rhetoric and trend.

4. Elements of drama

- a) Drama as representational art.
- b) Content mode and elements.
- c) Theatrical performance.
- d) Drama as narration, mediation and persuasion.
- e) Features of tragedy, comedy and satire.

2. READINGS:

1. An Introduction to the Study of English Literature, W.H. Hudson, Atlantic, 2007.
2. An Introduction to Literary Studies, Mario Klarer, Routledge, 2013.
3. The Experience of Poetry, Graham Mode, Open college of Arts with Open Unv Press, 1991.
4. The Elements of Fiction: A Survey, Ulf Wolf (ed), Wolfstuff, 2114.
5. The Elements of Drama, J.L.Styan, Literary Licensing, 2011.

3.1 Textbook:

3.2 *Reference Books:: To be decided by the teacher and student, on the basis of individual student so as to enable him or her to write the term paper.

3. OTHER SESSION:

4.1*Tutorials:

4.2*Laboratory:

4.3*Project: The students will write a term paper to show their understanding of a particular piece of literature

4. *ASSESSMENT:

5.1HA:

5.2Quizzes-HA:

5.3Periodical Examination: one

5.4Project/Lab: one (under the guidance of the teachers the students will take a volume of poetry, fiction or drama and write a term paper to show their understanding of it in a given context; sociological, psychological, historical, autobiographical etc.

5.5Final Exam:

TOTAL : 45 PERIODS

OUTCOME OF THE COURSE:

- Students will be able to understand the relevance of literature in human life and appreciate its aspects in developing finer sensibilities.

MX3083

FILM APPRECIATION

**L T P C
3 0 0 0**

In this course on film appreciation, the students will be introduced broadly to the development of film as an art and entertainment form. It will also discuss the language of cinema as it evolved over a century. The students will be taught as to how to read a film and appreciate the various nuances of a film as a text. The students will be guided to study film joyfully.

Theme - A: The Component of Films

- A-1: The material and equipment
- A-2: The story, screenplay and script
- A-3: The actors, crew members, and the director
- A-4: The process of film making... structure of a film

Theme - B: Evolution of Film Language

- B-1: Film language, form, movement etc.
- B-2: Early cinema... **silent film** (Particularly French)
- B-3: The emergence of feature films: **Birth of a Nation**
- B-4: Talkies

Theme - C: Film Theories and Criticism/Appreciation

- C-1: Realist theory; Auteurs
- C-2: Psychoanalytic, Ideological, Feminists
- C-3: How to read films?
- C-4: Film Criticism / Appreciation

Theme – D: Development of Films

- D-1: Representative Soviet films
- D-2: Representative Japanese films
- D-3: Representative Italian films
- D-4: Representative Hollywood film and the studio system

Theme - E: Indian Films

- E-1: The early era
- E-2: The important films made by the directors
- E-3: The regional films
- E-4: The documentaries in India

READING:

A Reader containing important articles on films will be prepared and given to the students. The students must read them and present in the class and have discussion on these.

MX3084

DISASTER RISK REDUCTION AND MANAGEMENT

**L T P C
3 0 0 0**

COURSE OBJECTIVE

- To impart knowledge on concepts related to disaster, disaster risk reduction, disaster management
- To acquaint with the skills for planning and organizing disaster response

UNIT I HAZARDS, VULNERABILITY AND DISASTER RISKS

9

Definition: Disaster, Hazard, Vulnerability, Resilience, Risks – Types of Disasters: Natural, Human induced, Climate change induced –Earthquake, Landslide, Flood, Drought, Fire etc – Technological disasters- Structural collapse, Industrial accidents, oil spills -Causes, Impacts including social, Economic, political, environmental, health, psychosocial, etc.- Disaster vulnerability profile of India and Tamil Nadu - Global trends in disasters: urban disasters, pandemics, Complex emergencies, -, Inter relations between Disasters and Sustainable development Goals

UNIT II DISASTER RISK REDUCTION (DRR)

9

Sendai Framework for Disaster Risk Reduction, Disaster cycle - Phases, Culture of safety, prevention, mitigation and preparedness community Based DRR, Structural- nonstructural measures, Roles and responsibilities of- community, Panchayati Raj Institutions / Urban Local Bodies (PRIs/ULBs), States, Centre, and other stakeholders- Early Warning System – Advisories from Appropriate Agencies.- Relevance of indigenous Knowledge, appropriate technology and Local resources.

UNIT III DISASTER MANAGEMENT**9**

Components of Disaster Management – Preparedness of rescue and relief, mitigation, rehabilitation and reconstruction- Disaster Risk Management and post disaster management – Compensation and Insurance- Disaster Management Act (2005) and Policy - Other related policies, plans, programmers and legislation - Institutional Processes and Framework at State and Central Level- (NDMA –SDMA-DDMA-NRDF- Civic Volunteers)

UNIT IV TOOLS AND TECHNOLOGY FOR DISASTER MANAGEMENT**9**

Early warning systems -Components of Disaster Relief: Water, Food, Sanitation, Shelter, Health, Waste Management, Institutional arrangements (Mitigation, Response and Preparedness, – Role of GIS and Information Technology Components in Preparedness, Risk Assessment, Response and Recovery Phases of Disaster – Disaster Damage Assessment. - Elements of Climate Resilient Development –Standard operation Procedure for disaster response – Financial planning for disaster Management

UNIT V DISASTER MANAGEMENT: CASE STUDIES**9**

Discussion on selected case studies to analyse the potential impacts and actions in the contest of disasters-Landslide Hazard Zonation: Earthquake Vulnerability Assessment of Buildings and Infrastructure: Case Studies, Drought Assessment: Case Studies, Coastal Flooding: Storm Surge Assessment, Floods: Fluvial and Pluvial Flooding: Case Studies; Forest Fire: Case Studies, Man Made disasters: Case Studies, Space Based Inputs for Disaster Mitigation and Management and field works related to disaster management.- Field work-Mock drill -

TOTAL : 45 PERIODS**TEXT BOOKS:**

- 1 Taimpo (2016), Disaster Management and Preparedness, CRC Publications
- 2 Singh R (2017), Disaster Management Guidelines for earthquakes, Landslides, Avalanches and tsunami, Horizon Press Publications
- 3 Singhal J.P. "Disaster Management", Laxmi Publications, 2010. ISBN-10: 9380386427 ISBN-13: 978-9380386423
- 4 Tushar Bhattacharya, "Disaster Science and Management", McGraw Hill India Education Pvt. Ltd., 2012. ISBN-10: 1259007367, ISBN-13: 978-1259007361]

REFERENCES

1. Govt. of India: Disaster Management Act, Government of India, New Delhi, 2005.
2. Government of India, National Disaster Management Policy, 2009.
3. Shaw R (2016), Community based Disaster risk reduction, Oxford University Press

COURSE OUTCOME:

CO1: To impart knowledge on the concepts of Disaster, Vulnerability and Disaster Risk reduction (DRR)

CO2: To enhance understanding on Hazards, Vulnerability and Disaster Risk Assessment prevention and risk reduction

CO3: To develop disaster response skills by adopting relevant tools and technology

CO4: Enhance awareness of institutional processes for Disaster response in the country and

CO5: Develop rudimentary ability to respond to their surroundings with potential Disaster response in areas where they live, with due sensitivity

CO's – PO's & PSO's MAPPING

CO's	PO's												PSO's		
	1	2	3	4	5	6	7	8	9	10	11	12	1	2	3
1	3	3	2	3	-	-	2	2	-	-	2	-	2	-	1
2	3	3	3	3	-	-	2	1	-	-	2	-	2	-	1
3	3	3	3	3	-	-	2	2	-	-	-	-	2	-	1
4	3	3	2	3	-	-	2	1	-	-	2	-	2	-	1
5	3	3	2	3	-	-	2	2	-	-	2	-	3	-	1
AVG	3	3	3	3	-	-	2	2	-	-	2	-	2	-	1

MANDATORY COURSES II

MX3085

**WELL-BEING WITH TRADITIONAL PRACTICES-YOGA, AYURVEDA AND
SIDDHA**

**LT P C
3 0 0 0**

COURSE OBJECTIVES:

- To enjoy life happily with fun filled new style activities that help to maintain health also
- To adapt a few lifestyle changes that will prevent many health disorders
- To be cool and handbill every emotion very smoothly in every walk of life
- To learn to eat cost effective but healthy foods that are rich in essential nutrients
- To develop immunity naturally that will improve resistance against many health disorders

UNIT I HEALTH AND ITS IMPORTANCE

2+4

Health: Definition - Importance of maintaining health - More importance on prevention than treatment

Ten types of health one has to maintain - Physical health - Mental health - Social health - Financial health - Emotional health - Spiritual health - Intellectual health - Relationship health - Environmental health - Occupational/Professional health.

Present health status - The life expectancy-present status - mortality rate - dreadful diseases - Non-communicable diseases (NCDs) the leading cause of death - 60% - heart disease – cancer – diabetes - chronic pulmonary diseases - risk factors – tobacco – alcohol - unhealthy diet - lack of physical activities.

Types of diseases and disorders - Lifestyle disorders – Obesity – Diabetes - Cardiovascular diseases – Cancer – Strokes – COPD - Arthritis - Mental health issues.

Causes of the above diseases / disorders - Importance of prevention of illness - Takes care of health - Improves quality of life - Reduces absenteeism - Increase satisfaction - Saves time

Simple lifestyle modifications to maintain health - Healthy Eating habits (Balanced diet according to age) Physical Activities (Stretching exercise, aerobics, resisting exercise) - Maintaining BMI-Importance and actions to be taken

UNIT II DIET

4+6

Role of diet in maintaining health - energy one needs to keep active throughout the day - nutrients one needs for growth and repair - helps one to stay strong and healthy - helps to prevent diet-related illness, such as some cancers - keeps active and - helps one to maintain a healthy weight - helps to reduce risk of developing lifestyle disorders like diabetes – arthritis – hypertension – PCOD – infertility – ADHD – sleeplessness -helps to reduce the risk of heart diseases - keeps the teeth and bones strong.

Balanced Diet and its 7 Components - Carbohydrates – Proteins – Fats – Vitamins – Minerals - Fibre and Water.

Food additives and their merits & demerits - Effects of food additives - Types of food additives - Food additives and processed foods - Food additives and their reactions

Definition of BMI and maintaining it with diet

Importance - Consequences of not maintaining BMI - different steps to maintain optimal BM

Common cooking mistakes

Different cooking methods, merits and demerits of each method

UNIT III ROLE OF AYURVEDA & SIDDHA SYSTEMS IN MAINTAINING HEALTH 4+4

AYUSH systems and their role in maintaining health - preventive aspect of AYUSH - AYUSH as a soft therapy.

Secrets of traditional healthy living - Traditional Diet and Nutrition - Regimen of Personal and Social Hygiene - Daily routine (Dinacharya) - Seasonal regimens (Ritucharya) - basic sanitation and healthy living environment - Sadvritta (good conduct) - for conducive social life.

Principles of Siddha & Ayurveda systems - Macrocosm and Microcosm theory - Pancheekarana Theory / (Five Element Theory) 96 fundamental Principles - Uyir Thathukkal (Tri-Dosha Theory) - Udal Thathukkal

Prevention of illness with our traditional system of medicine

Primary Prevention - To decrease the number of new cases of a disorder or illness - Health promotion/education, and - Specific protective measures - Secondary Prevention - To lower the rate of established cases of a disorder or illness in the population (prevalence) - Tertiary Prevention - To decrease the amount of disability associated with an existing disorder.

UNIT IV MENTAL WELLNESS 3+4

Emotional health - Definition and types - Three key elements: the subjective experience - the physiological response - the behavioral response - Importance of maintaining emotional health - Role of emotions in daily life - Short term and long term effects of emotional disturbances - Leading a healthy life with emotions - Practices for emotional health - Recognize how thoughts influence emotions - Cultivate positive thoughts - Practice self-compassion - Expressing a full range of emotions.

Stress management - Stress definition - Stress in daily life - How stress affects one's life - Identifying the cause of stress - Symptoms of stress - Managing stress (habits, tools, training, professional help) - Complications of stress mismanagement.

Sleep - Sleep and its importance for mental wellness - Sleep and digestion.

Immunity - Types and importance - Ways to develop immunity

UNIT V YOGA 2+12

Definition and importance of yoga - Types of yoga - How to Choose the Right Kind for individuals according to their age - The Eight Limbs of Yoga - Simple yogasanas for cure and prevention of health disorders - What yoga can bring to our life.

TOTAL : 45 PERIODS

TEXT BOOKS:

1. Nutrition and Dietetics - Ashley Martin, Published by White Word Publications, New York, NY 10001, USA
2. Yoga for Beginners_ 35 Simple Yoga Poses to Calm Your Mind and Strengthen Your Body, by Cory Martin, Copyright © 2015 by Althea Press, Berkeley, California

REFERENCES:

1. WHAT WE KNOW ABOUT EMOTIONAL INTELLIGENCE How It Affects Learning, Work, Relationships, and Our Mental Health, by Moshe Zeidner, Gerald Matthews, and Richard D. Roberts
A Bradford Book, The MIT Press, Cambridge, Massachusetts, London, England
2. The Mindful Self-Compassion Workbook, Kristin Neff, Ph.D Christopher Germer, Ph.D, Published by The Guilford Press A Division of Guilford Publications, Inc. 370 Seventh Avenue, Suite 1200, New York, NY 10001

1. <https://www.ncbi.nlm.nih.gov/pmc/articles/PMC4799645/>
2. **Simple lifestyle modifications to maintain health**
<https://www.niddk.nih.gov/health-information/diet-nutrition/changing-habits-better-health#:~:text=Make%20your%20new%20healthy%20habit,t%20have%20time%20to%20cook.>
3. **Read more:** <https://www.legit.ng/1163909-classes-food-examples-functions.html>
4. <https://www.yaclass.in/p/science-state-board/class-9/nutrition-and-health-5926>
5. **Benefits of healthy eating** <https://www.cdc.gov/nutrition/resources-publications/benefits-of-healthy-eating.html>
6. **Food additives** <https://www.betterhealth.vic.gov.au/health/conditionsandtreatments/food-additives>
7. **BMI** <https://www.hsph.harvard.edu/nutritionsource/healthy-weight/>
<https://www.who.int/europe/news-room/fact-sheets/item/a-healthy-lifestyle---who-recommendations>
8. **Yoga** <https://www.healthifyme.com/blog/types-of-yoga/>
<https://yogamedicine.com/guide-types-yoga-styles/>
Ayurveda : <https://vikaspedia.in/health/ayush/ayurveda-1/concept-of-healthy-living-in-ayurveda>
9. **Siddha** : http://www.tkd.l.res.in/tkd/l/langdefault/Siddha/Sid_Siddha_Concepts.asp
10. **CAM** : <https://www.hindawi.com/journals/ecam/2013/376327/>
11. **Preventive herbs** : <https://www.ncbi.nlm.nih.gov/pmc/articles/PMC3847409/>

COURSE OUTCOMES:

After completing the course, the students will be able to:

- Learn the importance of different components of health
- Gain confidence to lead a healthy life
- Learn new techniques to prevent lifestyle health disorders
- Understand the importance of diet and workouts in maintaining health

MX3086

HISTORY OF SCIENCE AND TECHNOLOGY IN INDIA

LT P C
3 0 0 0

UNIT-I CONCEPTS AND PERSPECTIVES

Meaning of History

Objectivity, Determinism, Relativism, Causation, Generalization in History; Moral judgment in history
Extent of subjectivity, contrast with physical sciences, interpretation and speculation, causation
verses evidence, concept of historical inevitability, Historical Positivism.

Science and Technology-Meaning, Scope and Importance, Interaction of science, technology & society, Sources of history on science and technology in India.

UNIT-II HISTORIOGRAPHY OF SCIENCE AND TECHNOLOGY IN INDIA

Introduction to the works of D.D. Kosambi, Dharmapal, Debiprasad Chattopadhyay, Rehman, S. Irfan Habib, Deepak Kumar, Dhruv Raina, and others.

UNIT-III SCIENCE AND TECHNOLOGY IN ANCIENT INDIA

Technology in pre-historic period

Beginning of agriculture and its impact on technology

Science and Technology during Vedic and Later Vedic times

Science and technology from 1st century AD to C-1200.

UNIT-IV SCIENCE AND TECHNOLOGY IN MEDIEVAL INDIA

Legacy of technology in Medieval India, Interactions with Arabs

Development in medical knowledge, interaction between Unani and Ayurveda and alchemy
Astronomy and Mathematics: interaction with Arabic Sciences
Science and Technology on the eve of British conquest

UNIT-V SCIENCE AND TECHNOLOGY IN COLONIAL INDIA

Science and the Empire
Indian response to Western Science
Growth of techno-scientific institutions

UNIT-VI SCIENCE AND TECHNOLOGY IN A POST-INDEPENDENT INDIA

Science, Technology and Development discourse
Shaping of the Science and Technology Policy
Developments in the field of Science and Technology
Science and technology in globalizing India
Social implications of new technologies like the Information Technology and Biotechnology

TOTAL : 45 PERIODS

MX3087 POLITICAL AND ECONOMIC THOUGHT FOR A HUMANE SOCIETY L T P C
3 0 0 0

Pre-Requisite: None. (Desirable: Universal Human Values 1, Universal Human Values 2)

OBJECTIVES:

- This course will begin with a short overview of human needs and desires and how different political-economic systems try to fulfill them. In the process, we will end with a critique of different systems and their implementations in the past, with possible future directions.

COURSE TOPICS:

Considerations for humane society, holistic thought, human being's desires, harmony in self, harmony in relationships, society, and nature, societal systems. **(9 lectures, 1 hour each)**

(Refs: A Nagaraj, M K Gandhi, JC Kumarappa)

Capitalism – Free markets, demand-supply, perfect competition, laissez-faire, monopolies, imperialism. Liberal democracy. **(5 lectures)**

(Refs: Adam Smith, J S Mill)

Fascism and totalitarianism. World war I and II. Cold war. **(2 lectures)**

Communism – Mode of production, theory of labour, surplus value, class struggle, dialectical materialism, historical materialism, Russian and Chinese models.

(Refs: Marx, Lenin, Mao, M N Roy) **(5 lectures)**

Welfare state. Relation with human desires. Empowered human beings, satisfaction. **(3 lectures)**

Gandhian thought. Swaraj, Decentralized economy & polity, Community. Control over one's lives. Relationship with nature. **(6 lectures)**

(Refs: M K Gandhi, Schumacher, Kumarappa)

Essential elements of Indian civilization. **(3 lectures)**

(Refs: Pt Sundarlal, R C Mazumdar, Dharampal)

Technology as driver of society, Role of education in shaping of society. Future directions. **(4 lectures)** (Refs: Nandkishore Acharya, David Dixon, Levis Mumford)

Conclusion (2 lectures)

Total lectures: 39

Preferred Textbooks: See Reference Books

Reference Books: Authors mentioned along with topics above. Detailed reading list will be provided.

GRADING:

Mid sems	30
End sem	20
Home Assign	10
Term paper	40

TOTAL : 45 PERIODS

OUTCOME:

- The students will get an understanding of how societies are shaped by philosophy, political and economic system, how they relate to fulfilling human goals & desires with some case studies of how different attempts have been made in the past and how they have fared.

MX3088

STATE, NATION BUILDING AND POLITICS IN INDIA

**L T P C
3 0 0 0**

OBJECTIVE:

The objective of the course is to provide an understanding of the state, how it works through its main organs, primacy of politics and political process, the concept of sovereignty and its changing contours in a globalized world. In the light of this, an attempt will be made to acquaint the students with the main development and legacies of national movement and constitutional development in India, reasons for adopting a Parliamentary-federal system, the broad philosophy of the Constitution of India and the changing nature of Indian Political System. Challenges/ problems and issues concerning national integration and nation-building will also be discussed in the contemporary context with the aim of developing a future vision for a better India.

TOPICS:

Understanding the need and role of State and politics.

Development of Nation-State, sovereignty, sovereignty in a globalized world.

Organs of State – Executive, Legislature, Judiciary. Separation of powers, forms of government-unitary-federal, Presidential-Parliamentary, The idea of India.

1857 and the national awakening.

1885 Indian National Congress and development of national movement – its legacies. Constitution making and the Constitution of India.

Goals, objective and philosophy.
Why a federal system?
National integration and nation-building.

Challenges of nation-building – State against democracy (Kothari)
New social movements.
The changing nature of Indian Political System, the future scenario. What can we do?

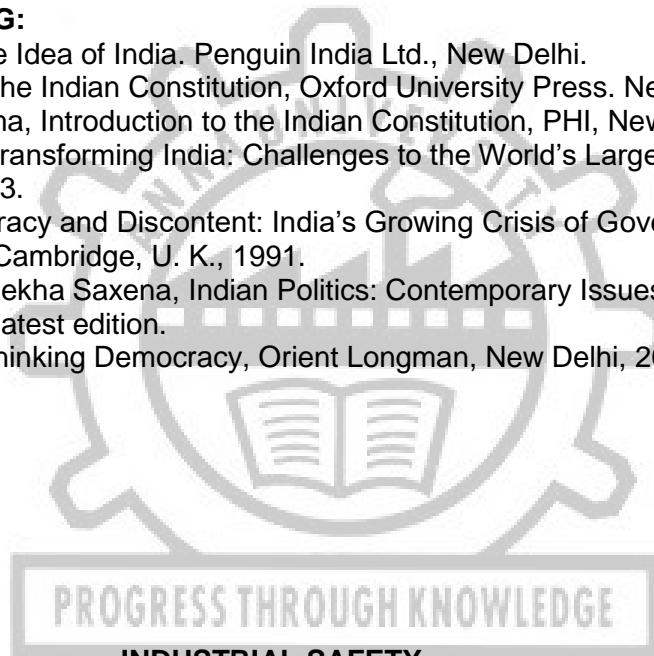
TOTAL : 45 PERIODS

OUTCOME OF THE COURSE:

It is expected that this course will make students aware of the theoretical aspect of the state, its organs, its operationalization aspect, the background and philosophy behind the founding of the present political system, broad streams and challenges of national integration and nation-building in India. It will equip the students with the real understanding of our political system/ process in correct perspective and make them sit up and think for devising ways for better participation in the system with a view to making the governance and delivery system better for the common man who is often left unheard and unattended in our democratic setup besides generating a lot of dissatisfaction and difficulties for the system.

SUGGESTED READING:

- i. Sunil Khilnani, The Idea of India. Penguin India Ltd., New Delhi.
- ii. Madhav Khosla, The Indian Constitution, Oxford University Press. New Delhi, 2012.
- iii. Brij Kishore Sharma, Introduction to the Indian Constitution, PHI, New Delhi, latest edition.
- iv. Sumantra Bose, Transforming India: Challenges to the World's Largest Democracy, Picador India, 2013.
- v. Atul Kohli, Democracy and Discontent: India's Growing Crisis of Governability, Cambridge University Press, Cambridge, U. K., 1991.
- vi. M. P. Singh and Rekha Saxena, Indian Politics: Contemporary Issues and Concerns, PHI, New Delhi, 2008, latest edition.
- vii. Rajni Kothari, Rethinking Democracy, Orient Longman, New Delhi, 2005.



MX3089

INDUSTRIAL SAFETY

**L T P C
3 0 0 0**

OBJECTIVES

- To Understand the Introduction and basic Terminologies safety.
- To enable the students to learn about the Important Statutory Regulations and standards.
- To enable students to Conduct and participate the various Safety activities in the Industry.
- To have knowledge about Workplace Exposures and Hazards.
- To assess the various Hazards and consequences through various Risk Assessment Techniques.

UNIT I SAFETY TERMINOLOGIES

Hazard-Types of Hazard- Risk-Hierarchy of Hazards Control Measures-Lead indicators- lag Indicators-Flammability- Toxicity Time-weighted Average (TWA) - Threshold Limit Value (TLV) - Short Term Exposure Limit (STEL)- Immediately dangerous to life or health (IDLH)- acute and chronic Effects- Routes of Chemical Entry-Personnel Protective Equipment- Health and Safety Policy-Material Safety Data Sheet MSDS

UNIT II STANDARDS AND REGULATIONS

Indian Factories Act-1948- Health- Safety- Hazardous materials and Welfare- ISO 45001:2018 occupational health and safety (OH&S) - Occupational Safety and Health Audit IS14489:1998- Hazard Identification and Risk Analysis- code of practice IS 15656:2006

UNIT III SAFETY ACTIVITIES

Toolbox Talk- Role of safety Committee- Responsibilities of Safety Officers and Safety Representatives- Safety Training and Safety Incentives- Mock Drills- On-site Emergency Action Plan- Off-site Emergency Action Plan- Safety poster and Display- Human Error Assessment

UNIT IV WORKPLACE HEALTH AND SAFETY

Noise hazard- Particulate matter- musculoskeletal disorder improper sitting poster and lifting Ergonomics RULE & REBA- Unsafe act & Unsafe Condition- Electrical Hazards- Crane Safety- Toxic gas Release

UNIT V HAZARD IDENTIFICATION TECHNIQUES

Job Safety Analysis-Preliminary Hazard Analysis-Failure mode and Effects Analysis- Hazard and Operability- Fault Tree Analysis- Event Tree Analysis Qualitative and Quantitative Risk Assessment- Checklist Analysis- Root cause analysis- What-If Analysis- and Hazard Identification and Risk Assessment

Course outcomes on completion of this course the student will be able:

- Understand the basic concept of safety.
- Obtain knowledge of Statutory Regulations and standards.
- Know about the safety Activities of the Working Place.
- Analyze on the impact of Occupational Exposures and their Remedies
- Obtain knowledge of Risk Assessment Techniques.

TEXTBOOKS

1. R.K. Jain and Prof. Sunil S. Rao Industrial Safety, Health and Environment Management Systems KHANNA PUBLISHER
2. L. M. Deshmukh Industrial Safety Management: Hazard Identification and Risk Control McGraw-Hill Education

REFERENCES

1. Frank Lees (2012) 'Lees' Loss Prevention in Process Industries. Butterworth-Heinemann publications, UK, 4th Edition.
2. John Ridley & John Channing (2008) Safety at Work: Routledge, 7th Edition.
3. Dan Petersen (2003) Techniques of Safety Management: A System Approach.
4. Alan Waring.(1996). Safety management system: Chapman & Hall, England
5. Society of Safety Engineers, USA

ONLINE RESOURCES

ISO 45001:2018 occupational health and safety (OH&S) International Organization for Standardization <https://www.iso.org/standard/63787.html>

Indian Standard code of practice on occupational safety and health audit <https://law.resource.org/pub/in/bis/S02/is.14489.1998.pdf>

Indian Standard code of practice on Hazard Identification and Risk Analysis IS 15656:2006 <https://law.resource.org/pub/in/bis/S02/is.15656.2006.pdf>

Course Outcomes	Statement	Program Outcome														
		PO 1	PO 2	PO 3	PO 4	PO 5	PO 6	PO 7	PO 8	PO 9	PO 10	PO 11	PO 12	PS O1	PS O2	PS O3
CO1	Understand the basic concept of safety.	3	3	3	1	1	3	2	2	3	3	1	3	3	3	3

CO2	Obtain knowledge of Statutory Regulations and standards.	2	3	2	2	1	3	2	3	3	2	1	3	3	3	3
CO3	Know about the safety Activities of the Working Place.	2	2	2	2	1	2	2	2	3	2	1	2	3	3	3
CO4	Analyze on the impact of Occupational Exposures and their Remedies	3	3	3	2	2	3	2	2	3	2	1	3	3	3	3
CO5	Obtain knowledge of Risk Assessment Techniques.	3	2	3	2	2	3	2	2	3	2	2	3	3	3	3
Industrial safety		3	3	3	2	1	3	2	2	3	2	1	3	3	3	3



OPEN ELECTIVE I AND II

OCS351 ARTIFICIAL INTELLIGENCE AND MACHINE LEARNING FUNDAMENTALS L T P C
2 0 2 3

OBJECTIVES:

The main objectives of this course are to:

1. Understand the importance, principles, and search methods of AI
2. Provide knowledge on predicate logic and Prolog.
3. Introduce machine learning fundamentals
4. Study of supervised learning algorithms.
5. Study about unsupervised learning algorithms.

UNIT I INTELLIGENT AGENT AND UNINFORMED SEARCH 6

Introduction - Foundations of AI - History of AI - The state of the art - Risks and Benefits of AI - **Intelligent Agents** - Nature of Environment - Structure of Agent - Problem Solving Agents - Formulating Problems - **Uninformed Search** - Breadth First Search - Dijkstra's algorithm or uniform-cost search - Depth First Search - Depth Limited Search

UNIT II PROBLEM SOLVING WITH SEARCH TECHNIQUES 6

Informed Search - Greedy Best First - A* algorithm - Adversarial Game and Search - **Game theory** - Optimal decisions in game - Min Max Search algorithm - Alpha-beta pruning - **Constraint Satisfaction Problems (CSP)** - Examples - Map Coloring - Job Scheduling - Backtracking Search for CSP

UNIT III LEARNING 6

Machine Learning: Definitions – Classification - Regression - approaches of machine learning models - Types of learning - Probability - Basics - Linear Algebra – Hypothesis space and inductive bias, Evaluation. Training and test sets, cross validation, Concept of over fitting, under fitting, Bias and Variance - **Regression**: Linear Regression - Logistic Regression

UNIT IV SUPERVISED LEARNING 6

Neural Network: Introduction, Perceptron Networks – Adaline - Back propagation networks - **Decision Tree**: Entropy – Information gain - Gini Impurity - classification algorithm - Rule based Classification - **Naïve Bayesian classification** - **Support Vector Machines (SVM)**

UNIT V UNSUPERVISED LEARNING 6

Unsupervised Learning – Principle Component Analysis - **Neural Network**: Fixed Weight Competitive Nets - Kohonen Self-Organizing Feature Maps – **Clustering**: Definition - Types of Clustering – Hierarchical clustering algorithms – k-means algorithm

TOTAL : 30 PERIODS

PRACTICAL EXERCISES: 30 PERIODS

Programs for Problem solving with Search

1. Implement breadth first search
2. Implement depth first search
3. Analysis of breadth first and depth first search in terms of time and space
4. Implement and compare Greedy and A* algorithms.

Supervised learning

5. Implement the non-parametric locally weighted regression algorithm in order to fit data points. Select appropriate data set for your experiment and draw graphs
6. Write a program to demonstrate the working of the decision tree based algorithm.
7. Build an artificial neural network by implementing the back propagation algorithm and test the same using appropriate data sets.
8. Write a program to implement the naïve Bayesian classifier.

Unsupervised learning

9. Implementing neural network using self-organizing maps
10. Implementing k-Means algorithm to cluster a set of data.
11. Implementing hierarchical clustering algorithm.

Note:

- Installation of gnu-prolog, Study of Prolog (gnu-prolog).
- The programs can be implemented in using C++/JAVA/ Python or appropriate tools can be used by designing good user interface
- Data sets can be taken from standard repositories (<https://archive.ics.uci.edu/ml/datasets.html>) or constructed by the students.

OUTCOMES:

CO1: Understand the foundations of AI and the structure of Intelligent Agents

CO2: Use appropriate search algorithms for any AI problem

CO3: Study of learning methods

CO4: Solving problem using Supervised learning

CO5: Solving problem using Unsupervised learning

TOTAL: 60 PERIODS

TEXT BOOKS:

1. S. Russell and P. Norvig, "Artificial Intelligence: A Modern Approach", Prentice Hall, Fourth Edition, 2021
2. S.N.Sivanandam and S.N.Deepa, Principles of soft computing-Wiley India.3 rd ed,

REFERENCES

1. Machine Learning. Tom Mitchell. First Edition, McGraw- Hill, 1997.
2. I. Bratko, "Prolog: Programming for Artificial Intelligencell, Fourth edition, Addison-Wesley Educational Publishers Inc., 2011.
3. C. Muller & Sarah Alpaydin, Ethem. Introduction to machine learning. MIT press, 2020.

OCS352

IOT CONCEPTS AND APPLICATIONS

L T P C
2 0 2 3

OBJECTIVES:

- To apprise students with basic knowledge of IoT that paves a platform to understand physical and logical design of IOT
- To teach a student how to analyse requirements of various communication models and protocols for cost-effective design of IoT applications on different IoT platforms.
- To introduce the technologies behind Internet of Things(IoT).
- To explain the students how to code for an IoT application using Arduino/Raspberry Pi open platform.
- To apply the concept of Internet of Things in real world scenario.

UNIT I INTRODUCTION TO INTERNET OF THINGS

5

Evolution of Internet of Things – Enabling Technologies – IoT Architectures: oneM2M, IoT World Forum (IoTWF) and Alternative IoT Models – Simplified IoT Architecture and Core IoT Functional Stack – Fog, Edge and Cloud in IoT

UNIT II COMPONENTS IN INTERNET OF THINGS

5

Functional Blocks of an IoT Ecosystem – Sensors, Actuators, and Smart Objects – Control Units - Communication modules (Bluetooth, Zigbee,Wifi, GPS, GSM Modules)

UNIT III PROTOCOLS AND TECHNOLOGIES BEHIND IOT

6

IOT Protocols - IPv6, 6LoWPAN, MQTT, CoAP - RFID, Wireless Sensor Networks, BigData Analytics, Cloud Computing, Embedded Systems.

UNIT IV OPEN PLATFORMS AND PROGRAMMING 7
IOT deployment for Raspberry Pi /Arduino platform-Architecture –Programming – Interfacing – Accessing GPIO Pins – Sending and Receiving Signals Using GPIO Pins – Connecting to the Cloud.

UNIT V IOT APPLICATIONS 7
Business models for the internet of things, Smart city, Smart mobility and transport, Industrial IoT, Smart health, Environment monitoring and surveillance – Home Automation – Smart Agriculture
30 PERIODS

PRACTICAL EXERCISES: 30 PERIODS

1. Introduction to Arduino platform and programming
2. Interfacing Arduino to Zigbee module
3. Interfacing Arduino to GSM module
4. Interfacing Arduino to Bluetooth Module
5. Introduction to Raspberry PI platform and python programming
6. Interfacing sensors to Raspberry PI
7. Communicate between Arduino and Raspberry PI using any wireless medium
8. Setup a cloud platform to log the data
9. Log Data using Raspberry PI and upload to the cloud platform
10. Design an IOT based system

OUTCOMES:

CO 1: Explain the concept of IoT.

CO 2: Understand the communication models and various protocols for IoT.

CO 3: Design portable IoT using Arduino/Raspberry Pi /open platform

CO 4: Apply data analytics and use cloud offerings related to IoT.

CO 5: Analyze applications of IoT in real time scenario.

TOTAL:60 PERIODS

TEXTBOOKS

1. Robert Barton, Patrick Grossetete, David Hanes, Jerome Henry, Gonzalo Salgueiro, "IoT Fundamentals: Networking Technologies, Protocols, and Use Cases for the Internet of Things", CISCO Press, 2017
2. Samuel Greengard, The Internet of Things, The MIT Press, 2015

REFERENCES

1. Perry Lea, "Internet of things for architects", Packt, 2018
2. Olivier Hersent, David Boswarthick, Omar Elloumi, "The Internet of Things – Key applications and Protocols", Wiley, 2012
3. IOT (Internet of Things) Programming: A Simple and Fast Way of Learning, IOT Kindle Edition.
4. Dieter Uckelmann, Mark Harrison, Michahelles, Florian (Eds), "Architecting the Internet of Things", Springer, 2011.
5. ArshdeepBahga, Vijay Madiseti, "Internet of Things – A hands-on approach", Universities Press, 2015
6. <https://www.arduino.cc/>
https://www.ibm.com/smarterplanet/us/en/?ca=v_smarterplanet

OCS353

DATA SCIENCE FUNDAMENTALS

**L T P C
2 0 2 3**

COURSE OBJECTIVES:

- Familiarize students with the data science process.
- Understand the data manipulation functions in Numpy and Pandas.
- Explore different types of machine learning approaches.
- Understand and practice visualization techniques using tools.
- Learn to handle large volumes of data with case studies.

UNIT I INTRODUCTION 6
Data Science: Benefits and uses – facets of data - Data Science Process: Overview – Defining research goals – Retrieving data – data preparation - Exploratory Data analysis – build the model – presenting findings and building applications - Data Mining - Data Warehousing – Basic statistical descriptions of Data

UNIT II DATA MANIPULATION 9
Python Shell - Jupyter Notebook - IPython Magic Commands - NumPy Arrays-Universal Functions – Aggregations – Computation on Arrays – Fancy Indexing – Sorting arrays – Structured data – Data manipulation with Pandas – Data Indexing and Selection – Handling missing data – Hierarchical indexing – Combining datasets – Aggregation and Grouping – String operations – Working with time series – High performance

UNIT III MACHINE LEARNING 5
The modeling process - Types of machine learning - Supervised learning - Unsupervised learning - Semi-supervised learning- Classification, regression - Clustering – Outliers and Outlier Analysis

UNIT IV DATA VISUALIZATION 5
Importing Matplotlib – Simple line plots – Simple scatter plots – visualizing errors – density and contour plots – Histograms – legends – colors – subplots – text and annotation – customization – three dimensional plotting - Geographic Data with Basemap - Visualization with Seaborn

UNIT V HANDLING LARGE DATA 5
Problems - techniques for handling large volumes of data - programming tips for dealing with large data sets- Case studies: Predicting malicious URLs, Building a recommender system - Tools and techniques needed - Research question - Data preparation - Model building – Presentation and automation.

30 PERIODS

PRACTICAL EXERCISES:

30 PERIODS

LAB EXERCISES

1. Download, install and explore the features of Python for data analytics.
2. Working with Numpy arrays
3. Working with Pandas data frames
4. Basic plots using Matplotlib
5. Statistical and Probability measures
 - a) Frequency distributions
 - b) Mean, Mode, Standard Deviation
 - c) Variability
 - d) Normal curves
 - e) Correlation and scatter plots
 - f) Correlation coefficient
 - g) Regression
6. Use the standard benchmark data set for performing the following:
 - a) Univariate Analysis: Frequency, Mean, Median, Mode, Variance, Standard Deviation, Skewness and Kurtosis.
 - b) Bivariate Analysis: Linear and logistic regression modelling.
7. Apply supervised learning algorithms and unsupervised learning algorithms on any data set.
8. Apply and explore various plotting functions on any data set.

Note: Example data sets like: UCI, Iris, Pima Indians Diabetes etc.

COURSE OUTCOMES:

At the end of this course, the students will be able to:

- CO1: Gain knowledge on data science process.
- CO2: Perform data manipulation functions using Numpy and Pandas.
- CO3 Understand different types of machine learning approaches.
- CO4: Perform data visualization using tools.
- CO5: Handle large volumes of data in practical scenarios.

TOTAL:60 PERIODS

TEXT BOOKS

1. David Cielen, Arno D. B. Meysman, and Mohamed Ali, "Introducing Data Science", Manning Publications, 2016.
2. Jake VanderPlas, "Python Data Science Handbook", O'Reilly, 2016.

REFERENCES

1. Robert S. Witte and John S. Witte, "Statistics", Eleventh Edition, Wiley Publications, 2017.
2. Allen B. Downey, "Think Stats: Exploratory Data Analysis in Python", Green Tea Press, 2014.

CCS333

AUGMENTED REALITY /VIRTUAL REALITY

L T P C
2 0 2 3

OBJECTIVES:

- To impart the fundamental aspects and principles of AR/VR technologies.
- To know the internals of the hardware and software components involved in the development of AR/VR enabled applications.
- To learn about the graphical processing units and their architectures.
- To gain knowledge about AR/VR application development.
- To know the technologies involved in the development of AR/VR based applications.

UNIT I INTRODUCTION

7

Introduction to Virtual Reality and Augmented Reality – Definition – Introduction to Trajectories and Hybrid Space-Three I's of Virtual Reality – Virtual Reality Vs 3D Computer Graphics – Benefits of Virtual Reality – Components of VR System – Introduction to AR-AR Technologies-Input Devices – 3D Position Trackers – Types of Trackers – Navigation and Manipulation Interfaces – Gesture Interfaces – Types of Gesture Input Devices – Output Devices – Graphics Display – Human Visual System – Personal Graphics Displays – Large Volume Displays – Sound Displays – Human Auditory System.

UNIT II VR MODELING

6

Modeling – Geometric Modeling – Virtual Object Shape – Object Visual Appearance – Kinematics Modeling – Transformation Matrices – Object Position – Transformation Invariants –Object Hierarchies – Viewing the 3D World – Physical Modeling – Collision Detection – Surface Deformation – Force Computation – Force Smoothing and Mapping – Behavior Modeling – Model Management.

UNIT III VR PROGRAMMING

6

VR Programming – Toolkits and Scene Graphs – World ToolKit – Java 3D – Comparison of World ToolKit and Java 3D

UNIT IV APPLICATIONS

6

Human Factors in VR – Methodology and Terminology – VR Health and Safety Issues – VR and Society-Medical Applications of VR – Education, Arts and Entertainment – Military VR Applications – Emerging Applications of VR – VR Applications in Manufacturing – Applications of VR in Robotics – Information Visualization – VR in Business – VR in Entertainment – VR in Education.

UNIT V AUGMENTED REALITY

5

Introduction to Augmented Reality-Computer vision for AR-Interaction-Modelling and Annotation-Navigation-Wearable devices

30 PERIODS

PRACTICAL EXERCISES:**30 PERIODS**

1. Study of tools like Unity, Maya, 3DS MAX, AR toolkit, Vuforia and Blender.
2. Use the primitive objects and apply various projection types by handling camera.
3. Download objects from asset store and apply various lighting and shading effects.
4. Model three dimensional objects using various modelling techniques and apply textures over them.
5. Create three dimensional realistic scenes and develop simple virtual reality enabled mobile applications which have limited interactivity.
6. Add audio and text special effects to the developed application.
7. Develop VR enabled applications using motion trackers and sensors incorporating full haptic interactivity.
8. Develop AR enabled applications with interactivity like E learning environment, Virtual walkthroughs and visualization of historic places.
9. Develop AR enabled simple applications like human anatomy visualization, DNA/RNA structure visualization and surgery simulation.
10. Develop simple MR enabled gaming applications.

TOTAL:60 PERIODS**OUTCOMES:****On completion of the course, the students will be able to:****CO1:** Understand the basic concepts of AR and VR**CO2:** Understand the tools and technologies related to AR/VR**CO3:** Know the working principle of AR/VR related Sensor devices**CO4:** Design of various models using modeling techniques**CO5:** Develop AR/VR applications in different domains**TEXTBOOKS:**

1. Charles Palmer, John Williamson, "Virtual Reality Blueprints: Create compelling VR experiences for mobile", Packt Publisher, 2018
2. Dieter Schmalstieg, Tobias Hollerer, "Augmented Reality: Principles & Practice", Addison Wesley, 2016
3. John Vince, "Introduction to Virtual Reality", Springer-Verlag, 2004.
4. William R. Sherman, Alan B. Craig: Understanding Virtual Reality – Interface, Application, Design", Morgan Kaufmann, 2003

CO's – PO's & PSO's MAPPING

CO's	PO's												PSO's		
	1	2	3	4	5	6	7	8	9	10	11	12	1	2	3
1	3	2	2	-	3	-	-	-	2	2	1	2	2	1	2
2	3	2	2	1	3	-	-	-	3	2	2	3	3	1	2
3	3	3	2	2	3	-	-	-	3	2	1	2	3	2	2
4	3	3	3	2	3	-	-	-	3	2	2	3	3	2	2
5	3	3	3	3	3	-	-	-	3	3	3	3	3	3	3
AVg.	3.00	2.60	2.40	2.00	3.00	-	-	-	2.80	2.20	1.80	2.60	2.80	1.80	2.20

OPEN ELCTIVE III

OHS351

ENGLISH FOR COMPETITIVE EXAMINATIONS

L T P C
3 0 0 3

COURSE DESCRIPTION:

Students aspiring to take up competitive exams of which the English language is a vital component will find this course useful. Designed for students in the higher semesters, the course will help students to familiarise themselves with those aspects of English that are tested in these examinations.

Objectives:

- To train the students in the language components essential to face competitive examinations both at the national (UPSC, Banking, Railway, Defence) and the international level (GRE, TOEFL, IELTS).
- To enhance an awareness of the specific patterns in language testing and the respective skills to tackle verbal reasoning and verbal ability tests.
- To inculcate effective practices in language-learning in order to improve accuracy in usage of grammar and coherence in writing.
- To improve students' confidence to express their ideas and opinions in formal contexts
- To create awareness of accuracy and precision in communication

UNIT I

9

Orientation on different formats of competitive exams - Vocabulary – Verbal ability – Verbal reasoning - Exploring the world of words – Essential words – Meaning and their usage – Synonyms-antonyms – Word substitution – Word analogy – Idioms and phrases – Commonly confused words – Spellings – Word expansion – New words in use.

UNIT II

9

Grammar – Sentence improvement –Sentence completion – Rearranging phrases into sentences – Error identification –Tenses – Prepositions – Adjectives – Adverbs – Subject-verb agreement – Voice – Reported speech – Articles – Clauses – Speech patterns.

UNIT III

9

Reading - Specific information and detail – Identifying main and supporting ideas – Speed reading techniques – Improving global reading skills – Linking ideas – Summarising – Understanding argument – Identifying opinion/attitude and making inferences - Critical reading.

UNIT IV

9

Writing – Pre-writing techniques – Mindmap - Describing pictures and facts - Paragraph structure – organising points – Rhetoric writing – Improving an answer – Drafting, writing and developing an argument – Focus on cohesion – Using cohesive devices –Analytic writing – Structure and types of essay – Mind maps – Structure of drafts, letters, memos, emails – Statements of Purpose – Structure, Content and Style.

UNIT V

9

Listening and Speaking – Contextual listening – Listening to instructions – Listening for specific information – Identifying detail, main ideas – Following signpost words – Stress, rhythm and intonation - Speaking to respond and elicit ideas – Guided speaking – Opening phrases – Interactive

communication – Dysfluency -Sentence stress – Speaking on a topic – Giving opinions – Giving an oral presentation – Telling a story or a personal anecdote – Talking about oneself - Utterance – Speech acts- Brainstorming ideas – Group discussion.

TOTAL: 45 PERIODS

LEARNING OUTCOMES:

At the end of the course, learners will be able

- Expand their vocabulary and gain practical techniques to read and comprehend a wide range of texts with the emphasis required
- Identify errors with precision and write with clarity and coherence
- Understand the importance of task fulfilment and the usage of task-appropriate vocabulary
- Communicate effectively in group discussions, presentations and interviews
- Write topic based essays with precision and accuracy

CO-PO & PSO MAPPING

CO	PO												PSO		
	1	2	3	4	5	6	7	8	9	10	11	12	1	2	3
1	1	3	3	1	3	3	3	3	1	3	1	3	-	-	-
2	2	3	3	2	3	3	3	3	1	3	3	3	-	-	-
3	3	3	3	3	3	3	3	3	3	3	3	3	-	-	-
4	2	2	2	2	2	2	2	2	3	3	3	3	-	-	-
5	2	2	2	2	2	2	2	2	2	3	2	3	-	-	-
AVg.	2	2.6	2.6	2	2.6	2.6	2.6	2.6	2	3	2.4	3	-	-	-

1-low, 2-medium, 3-high, '-'- no correlation

Note: The average value of this course to be used for program articulation matrix.

Teaching Methods:

Instructional methods will involve discussions, taking mock tests on various question papers – Objective, multiple-choice and descriptive. Peer evaluation, self-check on improvement and peer feedback - Practice sessions on speaking assessments, interview and discussion – Using multimedia.

Evaluative Pattern:

Internal Tests – 50%

End Semester Exam - 50%

TEXTBOOKS:

1. R.P.Bhatnagar - *General English for Competitive Examinations*. Macmillan India Limited, 2009.

REFERENCES:

1. Educational Testing Service - *The Official Guide to the GRE Revised General Test*, Tata McGraw Hill, 2010.
2. *The Official Guide to the TOEFL Test*, Tata McGraw Hill, 2010.
3. R Rajagopalan- *General English for Competitive Examinations*, McGraw Hill Education (India) Private Limited, 2008.

Websites

- <http://www.examenglish.com/>, <http://www.ets.org/>, <http://www.bankxams.com/>
<http://civilservicesmentor.com/>, <http://www.educationobserver.com>
<http://www.cambridgeenglish.org/in/>

COURSE OBJECTIVES

- To understand the importance of sustainable development
- To acquire a reasonable knowledge on the legal frameworks pertaining to pollution control and environmental management
- To comprehend the role of NGOs in attaining sustainable development

UNIT I ENVIRONMENTAL CONCERNS 9

Introduction to sustainable development goals, Global responsibility of environmental concern, Importance of environmental preservation, Environmental threats, Pollution and its types, Effects of Pollution, Pollution control, Treatment of wastes

UNIT II ROLE OF NGOS 9

Role of NGO's in national development, NGO's and participatory management, Challenges and limitations of NGO's, Community Development programmes, Role of NGO's in Community Development programmes, Participation of NGO's in environment management, Corporate Social responsibility, NGO's and corporate social responsibility

UNIT III SUSTAINABLE DEVELOPMENT 9

Issues and Challenges of Sustainable Development, Bioenergy, Sustainable Livelihoods and Rural Poor in Sustainable Development, Protecting ecosystem services for sustainable development, Non-renewable sources of energy and its effect, Renewable sources of energy for sustainability, Nuclear resources and Legal Regulation of Hazardous Substances, Sustainable Development: Programme and Policies, Sustainability assessment and Indicators

UNIT IV NGO'S FOR SUSTAINABILITY 9

Civil Society Initiatives in Environment Management, Civil Society Initiatives for Sustainable Development, Global Initiatives in Protecting Global Environment, World Summit on Sustainable Development (Johannesburg Summit 2002), Ecological economics, Environmental sustainability, Social inclusion, Health for all, education for all, Food security and Water security, NGOs and Sustainable Development strategies

UNIT V LEGAL FRAMEWORKS 9

Need for a Legal framework and its enforcement, Legal measures to control pollution, Environmental Legislations in India, Mechanism to implement Environmental Laws in India, Legal Protection of Forests Act 1927, Legal Protection of Wild Life, Role of NGO's in implementing environmental laws, Challenges in the implementation of environmental legislation

TOTAL 45 : PERIODS**OUTCOMES**

Upon completion of this course, the student will :

- CO1 Have a thorough grounding on the issues and challenges being faced in attaining sustainable development
- CO2 Have a knowledge on the role of NGOs towards sustainable developemnt
- CO 3 Present strategies for NGOs in attaining sustainable development
- CO 4 recognize the importance of providing energy, food security and health equity to all members of the society without damaging the environment
- CO 5 understand the environmental legislations

REFERENCE BOOKS

1. Kulsange, S and Kamble, R. (2019). Environmental NGO's: Sustainability Stewardship, Lap Lambert Academic Publishing, India, ISBN-13: 978-6200442444.
2. Dodds, F. (2007). NGO diplomacy: The influence of nongovernmental organizations in international environmental negotiations. Mit Press, Cambridge, ISBN-13: 978-0262524766.

3. Ghosh, S. (Ed.). (2019). Indian environmental law: Key concepts and principles. Orient BlackSwan, India, ISBN-13: 978-9352875795.
4. Alan Fowler and Chiku Malunga (2010) NGO Management: The Earthscan Companion, Routledge, ISBN-13 : 978-1849711197.

OMG353

DEMOCRACY AND GOOD GOVERNANCE

L T P C
3 0 0 3

UNIT-I

(9)

Structure and Process of Governance: Indian Model of Democracy, Parliament, Party Politics and Electoral Behaviour, Federalism, the Supreme Court and Judicial Activism, Units of Local Governance

UNIT-II

(9)

Regulatory Institutions – SEBI, TRAI, Competition Commission of India,

UNIT-III

(9)

Lobbying Institutions: Chambers of Commerce and Industries, Trade Unions, Farmers Associations, etc.

UNIT- IV

(9)

Contemporary Political Economy of Development in India: Policy Debates over Models of Development in India, Recent trends of Liberalisation of Indian Economy in different sectors, E-governance

UNIT-V

(9)

Dynamics of Civil Society: New Social Movements, Role of NGO's, Understanding the political significance of Media and Popular Culture.

TOTAL 45 : PERIODS

REFERENCES:

1. Atul Kohli (ed.): The Success of India's Democracy, Cambridge University Press, 2001.
2. Corbridge, Stuart and John Harris: Reinventing India: Liberalisation, Hindu Nationalism and Popular Democracy, Oxford University Press, 2000.
3. J.Dreze and A.Sen, India: Economic Development and Social Opportunity, Clarendon, 1995.
4. Saima Saeed: Screening the Public Sphere: Media and Democracy in India, 2013
5. Himat Singh: Green Revolution Reconsidered: The Rural World of Punjab, OUP, 2001.
6. Jagdish Bhagwati: India in Transition: Freeing The Economy, 1993.
7. Smitu Kothari: Social Movements and the Redefinition of Democracy, Boulder, Westview, 1993.

OME354

APPLIED DESIGN THINKING

L T P C
3 0 0 3

OBJECTIVES:

The course aims to

- Introduce tools & techniques of design thinking for innovative product
- development Illustrate customer-centric product innovation using on simple
- use cases Demonstrate development of Minimum usable Prototypes
- Outline principles of solution concepts & their evaluation
- Describe system thinking principles as applied to complex systems

COURSE OBJECTIVES:

- The main learning objective of this course is to prepare students for:
- Applying the fundamental concepts and principles of reverse engineering in product design and development.
- Applying the concept and principles material characteristics, part durability and life limitation in reverse engineering of product design and development.
- Applying the concept and principles of material identification and process verification in reverse engineering of product design and development.
- Analysing the various legal aspect and applications of reverse engineering in product design and development.
- Understand about 3D scanning hardware & software operations and procedure to generate 3D model

UNIT I INTRODUCTION & GEOMETRIC FORM**9 Hours**

Definition – Uses – The Generic Process – Phases – Computer Aided Reverse Engineering - Surface and Solid Model Reconstruction – Dimensional Measurement – Prototyping.

UNIT II MATERIAL CHARACTERISTICS AND PROCESS IDENTIFICATION**9 Hours**

.Alloy Structure Equivalency – Phase Formation and Identification – Mechanical Strength – Hardness –Part Failure Analysis – Fatigue – Creep and Stress Rupture – Environmentally Induced Failure Material Specification - Composition Determination - Microstructure Analysis - Manufacturing Process Verification.

UNIT III DATA PROCESSING**9 Hours**

Statistical Analysis – Data Analysis – Reliability and the Theory of Interference – Weibull Analysis – Data Conformity and Acceptance – Data Report – Performance Criteria – Methodology of Performance Evaluation – System Compatibility.

UNIT IV 3D SCANNING AND MODELLING**9 Hours**

Introduction, working principle and operations of 3D scanners: Laser, White Light, Blue Light - Applications- Software for scanning and modelling: Types- Applications- Preparation techniques for Scanning objects- Scanning and Measuring strategies - Calibration of 3D Scanner- Step by step procedure: 3D scanning - Geometric modelling – 3D inspection- Case studies.

UNIT V INDUSTRIAL APPLICATIONS**9 Hours**

Reverse Engineering in the Automotive Industry; Aerospace Industry; Medical Device Industry. Case studies and Solving Industrial projects in Reverse Engineering. Legality: Patent – Copyrights – Trade Secret – Third-Party Materials.

TOTAL : 45 PERIODS**COURSE OUTCOMES:**

Upon completion of this course, the students will be able to:

- Apply the fundamental concepts and principles of reverse engineering in product design and development.
- Apply the concept and principles material characteristics, part durability and life limitation in reverse engineering of product design and development.
- Apply the concept and principles of material identification and process verification in reverse engineering of product design and development.
- Apply the concept and principles of data processing, part performance and system compatibility in reverse engineering of product design and development.
- Analyze the various legal aspect
- Applications of reverse engineering in product design and development.

TEXT BOOKS:

1. Robert W. Messler, Reverse Engineering: Mechanisms, Structures, Systems & Materials, 1st Edition, McGraw-Hill Education, 2014
2. Wego Wang, Reverse Engineering Technology of Reinvention, CRC Press, 2011

REFERENCES:

1. Scott J. Lawrence , Principles of Reverse Engineering, Kindle Edition, 2022
2. Kevin Otto and Kristin Wood, Product Design: Techniques in Reverse Engineering and New Product Development, Prentice Hall, 2001
3. Kathryn, A. Ingle, "Reverse Engineering", McGraw-Hill, 1994.
4. Linda Wills, "Reverse Engineering", Kluwer Academic Publishers, 1996
5. Vinesh Raj and Kiran Fernandes, "Reverse Engineering: An Industrial Perspective", Springer-Verlag London Limited 2008.

OPR351**SUSTAINABLE MANUFACTURING****LT P C
3 0 0 3****COURSE OBJECTIVES:**

- To be acquainted with sustainability in manufacturing and its evaluation.
- To provide knowledge in environment and social sustainability.
- To provide the student with the knowledge of strategy to achieve sustainability.
- To familiarize with trends in sustainable operations.
- To create awareness in current sustainable practices in manufacturing industry.

UNIT – I ECONOMIC SUSTAINABILITY 9

Industrial Revolution-Economic sustainability: globalization and international issues Sustainability status - Emerging issues- Innovative products- Reconfiguration manufacturing enterprises - Competitive manufacturing strategies - Performance evaluation- Management for sustainability - Assessments of economic sustainability

UNIT – II SOCIAL AND ENVIRONMENTAL SUSTAINABILITY 9

Social sustainability – Introduction-Work management -Human rights - Societal commitment - Customers -Business practices -Modelling and assessing social sustainability. Environmental issues pertaining to the manufacturing sector: Pollution - Use of resources -Pressure to reduce costs - Environmental management: Processes that minimize negative environmental impacts - environmental legislation and energy costs - need to reduce the carbon footprint of manufacturing Operations-Modelling and assessing environmental sustainability

UNIT – III SUSTAINABILITY PRACTICES 9

Sustainability awareness - Measuring Industry Awareness-Drivers and barriers -Availability of sustainability indicators -Analysis of sustainability practicing -Modeling and assessment of sustainable practicing -Sustainability awareness -Sustainability drivers and barriers - Availability of sustainability indicators- Designing questionnaires- Optimizing Sustainability Indexes-Elements – Cost and time model.

UNIT – IV MANUFACTURING STRATEGY FOR SUSTAINABILITY 9

Concepts of competitive strategy and manufacturing strategies and development of a strategic improvement programme - Manufacturing strategy in business success strategy formation and formulation - Structured strategy formulation - Sustainable manufacturing system design options - Approaches to strategy formulation - Realization of new strategies/system designs.

UNIT – V TRENDS IN SUSTAINABLE OPERATIONS 9

Principles of sustainable operations - Life cycle assessment manufacturing and service activities - influence of product design on operations - Process analysis – Capacity management - Quality

management -Inventory management - Just-In-Time systems - Resource efficient design - Consumerism and sustainable well-being.

TOTAL: 45 PERIODS

COURSE OUTCOMES

Upon successful completion of the course, students should be able to:

- CO1: Discuss the importance of economic sustainability.
- CO2: Describe the importance of sustainable practices.
- CO3: Identify drivers and barriers for the given conditions.
- CO4: Formulate strategy in sustainable manufacturing.
- CO5: Plan for sustainable operation of industry with environmental, cost consciousness.

TEXT BOOKS:

1. Ibrahim Garbie, "Sustainability in Manufacturing Enterprises Concepts, Analyses and Assessments for Industry 4.0", Springer International Publishing., United States, 2016, ISBN-13: 978-3319293042.
2. Davim J.P., "Sustainable Manufacturing", John Wiley & Sons., United States, 2010,ISBN: 978-1-848-21212-1.

REFERENCES:

1. Jovane F, Eµmper, W.E. and Williams, D.J., "The ManuFuture Road: Towards Competitive and Sustainable High-Adding-Value Manufacturing", Springer,2009, United States, ISBN 978-3-540-77011-4.
2. Kutz M., "Environmentally Conscious Mechanical Design", John Wiley & Sons., United States, 2007, ISBN: 978-0-471-72636-4.
3. Seliger G., "Sustainable Manufacturing: Shaping Global Value Creation", Springer, United States, 2012, ISBN 978-3-642-27289-9.

Mapping of COs with POs and PSOs															
COs/Pos &PSOs	POs												PSOs		
	1	2	3	4	5	6	7	8	9	10	11	12	1	2	3
CO1	3	-	2	-	-	-	2	2	-	1	1	2	2	2	1
CO2	3	-	-	-	-	-	2	-	-	1	1	2	1	2	2
CO3	3	-	-	-	-	-	2	3	-	1	1	2	1	2	2
CO4	3	-	3	-	-	-	2	-	-	1	1	2	2	2	1
CO5	3	-	3	-	-	-	2	2	-	1	1	2	2	2	1
CO/PO & PSO Average	3	-	3	-	-	-	2	2	-	1	1	2	2	2	1
1 – Slight, 2 – Moderate, 3 – Substantial															

AU3791

ELECTRIC AND HYBRID VEHICLES

L T P C

3 0 0 3

COURSE OBJECTIVES:

The objective of this course is to prepare the students to know about the general aspects of Electric and Hybrid Vehicles (EHV), including architectures, modelling, sizing, and sub system design and hybrid vehicle control.

UNIT I DESIGN CONSIDERATIONS FOR ELECTRIC VEHICLES

9

Need for Electric vehicle- Comparative study of diesel, petrol, hybrid and electric Vehicles. Advantages and Limitations of hybrid and electric Vehicles. - Design requirement for electric vehicles- Range, maximum velocity, acceleration, power requirement, mass of the vehicle. Various Resistance- Transmission efficiency- Electric vehicle chassis and Body Design, Electric Vehicle Recharging and Refuelling Systems.

UNIT II ENERGY SOURCES**9**

Battery Parameters- - Different types of batteries – Lead Acid- Nickel Metal Hydride - Lithium ion-Sodium based- Metal Air. Battery Modelling - Equivalent circuits, Battery charging- Quick Charging devices. Fuel Cell- Fuel cell Characteristics- Fuel cell types-Half reactions of fuel cell. Ultra capacitors. Battery Management System.

UNIT III MOTORS AND DRIVES**9**

Types of Motors- DC motors- AC motors, PMSM motors, BLDC motors, Switched reluctance motors working principle, construction and characteristics.

UNIT IV POWER CONVERTERS AND CONTROLLERS**9**

Solid state Switching elements and characteristics – BJT, MOSFET, IGBT, SCR and TRIAC - Power Converters – rectifiers, inverters and converters - Motor Drives - DC, AC motor, PMSM motors, BLDC motors, Switched reluctance motors – four quadrant operations –operating modes

UNIT V HYBRID AND ELECTRIC VEHICLES**9**

Main components and working principles of a hybrid and electric vehicles, Different configurations of hybrid and electric vehicles. Power Split devices for Hybrid Vehicles - Operation modes - Control Strategies for Hybrid Vehicle - Economy of hybrid Vehicles - Case study on specification of electric and hybrid vehicles.

TOTAL: 45 PERIODS**COURSE OUTCOMES:**

At the end of this course, the student will be able to

1. Understand the operation and architecture of electric and hybrid vehicles
2. Identify various energy source options like battery and fuel cell
3. Select suitable electric motor for applications in hybrid and electric vehicles.
4. Explain the role of power electronics in hybrid and electric vehicles
5. Analyze the energy and design requirement for hybrid and electric vehicles.

TEXT BOOKS:

1. Iqbal Husain, “ Electric and Hybrid Vehicles-Design Fundamentals”, CRC Press,2003
2. Mehrdad Ehsani, “ Modern Electric, Hybrid Electric and Fuel Cell Vehicles”, CRC Press,2005.

REFERENCES:

1. James Larminie and John Lowry, “Electric Vehicle Technology Explained “ John Wiley & Sons,2003
2. Lino Guzzella, “ Vehicle Propulsion System” Springer Publications,2005
3. Ron HodKinson, “Light Weight Electric/ Hybrid Vehicle Design”, Butterworth Heinemann Publication,2005.

CO	PO												PSO		
	1	2	3	4	5	6	7	8	9	10	11	12	1	2	3
1	1	1	2	1		3	2					2		1	3
2	1	1	2	1		3	2					2		1	3
3	1	1	2	1		3	2					2		1	3
4	1	1	2	1		3	2					2		1	3
5	1	1	2	1		3	2					2		1	3
Avg.	1	1	2	1		3	2					2		1	3

UNIT 1 INTRODUCTION**9**

Technology Management - Definition - Functions - Evolution of Modern Management - Scientific Management Development of Management Thought. Approaches to the study of Management, Forms of Organization -Individual Ownership - Partnership - Joint Stock Companies - Co-operative Enterprises - Public Sector Undertakings, Corporate Frame Work- Share Holders - Board of Directors - Committees - Chief Executive Line and Functional Managers,-Financial-Legal-Trade Union

UNIT 2 FUNCTIONS OF MANAGEMENT**9**

Planning - Nature and Purpose - Objectives - Strategies – Policies and Planning Premises - Decision Making - Organizing - Nature and Process - Premises - Departmentalization - Line and staff - Decentralization -Organizational culture, Staffing - selection and training .Placement - Performance appraisal - Career Strategy – Organizational Development. Leading - Managing human factor - Leadership .Communication, Controlling - Process of Controlling - Controlling techniques, productivity and operations management - Preventive control, Industrial Safety.

UNIT 3 ORGANIZATIONAL BEHAVIOUR**9**

Definition - Organization - Managerial Role and functions -Organizational approaches, Individual behaviour - causes - Environmental Effect - Behaviour and Performance, Perception - Organizational Implications. Personality - Contributing factors - Dimension – Need Theories - Process Theories - Job Satisfaction, Learning and Behaviour-Learning Curves, Work Design and approaches.

UNIT 4 GROUPDYNAMICS**9**

Group Behaviour - Groups - Contributing factors - Group Norms, Communication - Process - Barriers to communication - Effective communication, leadership - formal and informal characteristics – Managerial Grid - Leadership styles - Group Decision Making - Leadership Role in Group Decision, Group Conflicts - Types -Causes - Conflict Resolution -Inter group relations and conflict, Organization centralization and decentralization - Formal and informal - Organizational Structures Organizational Change and Development -Change Process – Resistance to Change - Culture and Ethics.

UNIT 5 MODERN CONCEPTS**9**

Management by Objectives (MBO) - Management by Exception (MBE),Strategic Management - Planning for Future direction - SWOT Analysis -Evolving development strategies, information technology in management Decisions support system-Management Games Business Process Re-engineering(BPR) –Enterprises Resource Planning (ERP) - Supply Chain Management (SCM) - Activity Based Management (AM) - Global Perspective - Principles and Steps Advantages and disadvantage

TOTAL: 45 PERIODS**COURSE OUTCOMES:**

CO1: Understand the basic concepts of industrial management

CO2: Identify the group conflicts and its causes.

CO3: Perform swot analysis

CO4 : Analyze the learning curves

CO5 : Understand the placement and performance appraisal

REFERENCES:

Maynard H.B, "Industrial Engineering Hand book", McGraw-Hill, sixth 2008

CO's – PO's & PSO's MAPPING

CO's	PO's												PSO's		
	1	2	3	4	5	6	7	8	9	10	11	12	1	2	3
1	2	1											2	1	
2		3	2	3											2
3	2	3	2	3									1	2	3
4	2	2	3	3										3	3
5	2	2											2		
AVg.	2	2.2	2.3	3									1.8	2	2.6

COURSE OBJECTIVES

- Developing a clear knowledge in the basics of various quality concepts.
- Facilitating the students in understanding the application of control charts and its techniques.
- Developing the special control procedures for service and processor oriented industries.
- Analyzing and understanding the process capability study.
- Developing the acceptance sampling procedures for incoming raw material.

UNIT I INTRODUCTION**9**

Quality Dimensions–Quality definitions–Inspection–Quality control–Quality Assurance–Quality planning–Quality costs–Economics of quality– Quality loss function

UNIT II CONTROL CHARTS**9**

Chance and assignable causes of process variation, statistical basis of the control chart, control charts for variables- \bar{X} , R and S charts, attribute control charts - p, np, c and u- Construction and application.

UNIT III SPECIAL CONTROL PROCEDURES**9**

Warning and modified control limits, control chart for individual measurements, multi-vari chart, Xchart with a linear trend, chart for moving averages and ranges, cumulative-sum and exponentially weighted moving average control charts.

UNIT IV STATISTICAL PROCESS CONTROL**9**

Process stability, process capability analysis using a Histogram or probability plots and control chart. Gauge capability studies, setting specification limits.

UNIT V ACCEPTANCE SAMPLING**9**

The acceptance sampling fundamental, OC curve, sampling plans for attributes, simple, double, multiple and sequential, sampling plans for variables, MIL-STD-105D and MIL-STD-414E & IS 2500 standards.

TOTAL: 45 PERIODS**COURSE OUTCOMES:**

Students will be able to:

CO1: Control the quality of processes using control charts for variables in manufacturing industries.

CO2: Control the occurrence of defective product and the defects in manufacturing companies.

CO3: Control the occurrence of defects in services.

CO4: Analyzing and understanding the process capability study.

CO5: Developing the acceptance sampling procedures for incoming raw material.

CO's – PO's & PSO's MAPPING

CO's	PO's												PSO's		
	1	2	3	4	5	6	7	8	9	10	11	12	1	2	3
1	2	3	3		3			1	2			2	1		
2		3	3		3	3			3			3		2	
3	3	3	3		3				3			3	1		
4	3		2		3						1		1		
5		2			3				3			3			1
AVg.	2.6	2.7	2.7		3	3		1	2.7		1	2.7	1	2	1

REFERENCES:

1. Smith, E.E. and Harmathy, T.Z. (Editors), "Design of buildings for fire safety". ASTM Special Publication 685, American Society for Testing and Materials, Boston, U.S.A, 1979.
2. Butcher, E. G. and Parnell, A. C, "Designing of fire safety". JohnWiley and Sons Ltd., New York, U.S.A. 1983.
3. Jain, V.K, "Fire safety in buildings" (2nd edn.). New Age International(P) Ltd., New Delhi, 2010.
4. Hazop&Hazan, "Identifying and Assessing Process Industry Hazards", Fourth Edition, 1999
4. Frank R. Spellman, Nancy E. Whiting, "The Handbook of Safety Engineering: Principles and Applications", 2009

CO's- PO's & PSO's MAPPING

CO's	PO's												PSO's			
	1	2	3	4	5	6	7	8	9	10	11	12	1	2	3	
1	2	-	1	-	-	1	-	-	-	-	-	-	-	-	-	-
2	-	-	3	-	-	-	-	-	-	-	-	-	-	-	-	-
3	1	-	2	-	-	-	3	-	-	1	-	-	-	-	-	-
4	-	-	-	-	-	1	1	-	-	-	-	-	-	-	-	-
5	2	-	1	-	-	1	1	1	-	1	-	1	-	-	-	-
AVg.	1.3	-	1.75	-	-	1	1.3	1	-	1	-	1	-	-	-	-

OAE352**FUNDAMENTALS OF AERONAUTICAL ENGINEERING****L T P C****3 0 0 3****OBJECTIVES:**

- To acquire the knowledge on the Historical evaluation of Airplanes
- To learn the different component systems and functions
- To know the concepts of basic properties and principles behind the flight
- To learn the basics of different structures & construction
- To learn the various types of power plants used in aircrafts

UNIT I HISTORY OF FLIGHT**8**

Balloon flight-ornithopter-Early Airplanes by Wright Brothers, biplanes and monoplanes, Developments in aerodynamics, materials, structures and propulsion over the years.

UNIT II AIRCRAFT CONFIGURATIONS AND ITS CONTROLS**10**

Different types of flight vehicles, classifications-Components of an airplane and their functions- Conventional control, powered control- Basic instruments for flying-Typical systems for control actuation.

UNIT III BASICS OF AERODYNAMICS**9**

Physical Properties and structures of the Atmosphere, Temperature, pressure and altitude relationships, Newton's Law of Motions applied to Aeronautics-Evolution of lift, drag and moment. Aerofoils, Mach number, Maneuvers.

UNIT IV BASICS OF AIRCRAFT STRUCTURES**9**

General types of construction, Monocoque, semi-monocoque and geodesic constructions, typical wing and fuselage structure. Metallic and non-metallic materials. Use of Aluminium alloy, titanium, stainless steel and composite materials. Stresses and strains-Hooke's law- stress-strain diagrams- elastic constants-Factor of Safety.

UNIT V BASICS OF PROPULSION

9

Basic ideas about piston, turboprop and jet engines – use of propeller and jets for thrust production- Comparative merits, Principle of operation of rocket, types of rocket and typical applications, Exploration into space.

TOTAL : 45 PERIODS

OUTCOMES:

- Illustrate the history of aircraft & developments over the years
- Ability to identify the types & classifications of components and control systems
- Explain the basic concepts of flight & Physical properties of Atmosphere
- Identify the types of fuselage and constructions.
- Distinguish the types of Engines and explain the principles of Rocket

TEXT BOOKS

1. Anderson, J.D., Introduction to Flight, McGraw-Hill; 8th edition , 2015
2. E Rathakrishnan, "Introduction to Aerospace Engineering: Basic Principles of Flight", John Wiley, NJ, 2021
3. Stephen.A. Brandt, Introduction to aeronautics: A design perspective, 2nd edition, AIAA Education Series, 2004.

REFERENCES

1. Sadhu Singh, "Internal Combustion Engines and Gas Turbine"-, SS Kataria & Sons, 2015
2. Kermode , "Flight without Formulae", -, Pitman; 4th revised edition 1989

OML351

INTRODUCTION TO NON-DESTRUCTIVE TESTING

L T P C

3 0 0 3

COURSE OBJECTIVES:

The main learning objective of this course is to prepare the students for:

- Understanding the basic importance of NDT in quality assurance.
- Imbibing the basic principles of various NDT techniques, its applications, limitations, codes and standards.
- Equipping themselves to locate a flaw in various materials, products.
- Applying apply the testing methods for inspecting materials in accordance with industry specifications and standards.
- Acquiring the knowledge on the selection of the suitable NDT technique for a given application

UNIT I INTRODUCTION TO NDT & VISUAL TESTING

9

Concepts of Non-destructive testing-relative merits and limitations-NDT Versus mechanical testing, Fundamentals of Visual Testing – vision, lighting, material attributes, environmental factors, visual perception, direct and indirect methods – mirrors, magnifiers, boroscopes and fibroscopes – light sources and special lighting.

UNIT II LIQUID PENETRANT & MAGNETIC PARTICLE TESTING

9

Liquid Penetrant Inspection: principle, applications, advantages and limitations, dyes, developers and cleaners, Methods & Interpretation.

Magnetic Particle Inspection: Principles, applications, magnetization methods, magnetic particles, Testing Procedure, demagnetization, advantages and limitations, – Interpretation and evaluation of test indications.

UNIT III EDDY CURRENT TESTING & THERMOGRAPHY

9

Eddy Current Testing: Generation of eddy currents– properties– eddy current sensing elements, probes, Instrumentation, Types of arrangement, applications, advantages, limitations – Factors affecting sensing elements and coil impedance, calibration, Interpretation/Evaluation.

OMR351

MECHATRONICS

L	T	P	C
3	0	0	3

COURSE OBJECTIVES:

The main learning objective of this course is to prepare the students for:

1. Selecting sensors to develop mechatronics systems.
2. Explaining the architecture and timing diagram of microprocessor, and also interpret and develop programs.
3. Designing appropriate interfacing circuits to connect I/O devices with microprocessor.
4. Applying PLC as a controller in mechatronics system.
5. Designing and develop the apt mechatronics system for an application.

UNIT – I INTRODUCTION AND SENSORS 9

Introduction to Mechatronics – Systems – Need for Mechatronics – Emerging areas of Mechatronics – Classification of Mechatronics. Sensors and Transducers: Static and Dynamic Characteristics of Sensor, Potentiometers – LVDT – Capacitance Sensors – Strain Gauges – Eddy Current Sensor – Hall Effect Sensor – Temperature Sensors – Light Sensors.

UNIT – II 8085 MICROPROCESSOR 9

Introduction – Pin Configuration - Architecture of 8085 – Addressing Modes – Instruction set, Timing diagram of 8085.

UNIT – III PROGRAMMABLE PERIPHERAL INTERFACE 9

Introduction – Architecture of 8255, Keyboard Interfacing, LED display – Interfacing, ADC and DAC Interface, Temperature Control – Stepper Motor Control – Traffic Control Interface.

UNIT – IV PROGRAMMABLE LOGIC CONTROLLER 9

Introduction – Architecture – Input / Output Processing – Programming with Timers, Counters and Internal relays – Data Handling – Selection of PLC.

UNIT – V ACTUATORS AND MECHATRONICS SYSTEM DESIGN 9

Types of Stepper and Servo motors – Construction – Working Principle – Characteristics, Stages of Mechatronics Design Process – Comparison of Traditional and Mechatronics Design Concepts with Examples – Case studies of Mechatronics Systems – Pick and Place Robot – Engine Management system – Automatic Car Park Barrier.

TOTAL: 45 PERIODS

COURSE OUTCOMES

Upon successful completion of the course, students should be able to:

- CO1: Select sensors to develop mechatronics systems.
- CO2: Explain the architecture and timing diagram of microprocessor, and also interpret and develop programs.
- CO3: Design appropriate interfacing circuits to connect I/O devices with microprocessor.

CO 4: Apply PLC as a controller in mechatronics system.

CO 5: Design and develop the apt mechatronics system for an application.

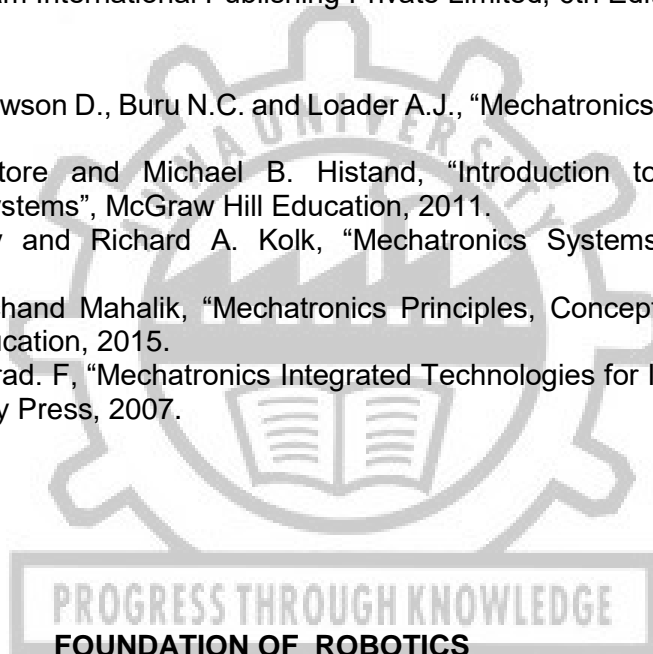
Mapping of COs with POs and PSOs															
COs/POs & PSOs	POs												PSOs		
	1	2	3	4	5	6	7	8	9	10	11	12	1	2	3
CO1	3	2	1	3		2						2	3	2	3
CO2	3	2	1	3		2						2	3	2	3
CO3	3	2	1	3		2						2	3	2	3
CO4	3	2	1	3		2						2	3	2	3
CO5	3	2	1	3		2						2	3	2	3
CO/PO & PSO Average	3	2	1	3		2						2	3	2	3
1 – Slight, 2 – Moderate, 3 – Substantial															

TEXT BOOKS:

1. Bolton W., "Mechatronics", Pearson Education, 6th Edition, 2015.
2. Ramesh S Gaonkar, "Microprocessor Architecture, Programming, and Applications with the 8085", Penram International Publishing Private Limited, 6th Edition, 2013.

REFERENCES:

1. Bradley D.A., Dawson D., Buru N.C. and Loader A.J., "Mechatronics", Chapman and Hall, 1993.
2. Davis G. Alciatore and Michael B. Hstand, "Introduction to Mechatronics and Measurement systems", McGraw Hill Education, 2011.
3. Devadas Shetty and Richard A. Kolk, "Mechatronics Systems Design", Cengage Learning, 2010.
4. Nitaigour Premchand Mahalik, "Mechatronics Principles, Concepts and Applications", McGraw Hill Education, 2015.
5. Smaili. A and Mrad. F, "Mechatronics Integrated Technologies for Intelligent Machines", Oxford University Press, 2007.



ORA351

FOUNDATION OF ROBOTICS

L	T	P	C
3	0	0	3

COURSE OBJECTIVES:

1. To study the kinematics, drive systems and programming of robots.
2. To study the basics of robot laws and transmission systems.
3. To familiarize students with the concepts and techniques of robot manipulator, its kinematics.
4. To familiarize students with the various Programming and Machine Vision application in robots.
5. To build confidence among students to evaluate, choose and incorporate robots in engineering systems.

UNIT – I FUNDAMENTALS OF ROBOT

9

Robot – Definition – Robot Anatomy – Co-ordinate systems, Work Envelope, types and classification – specifications – Pitch, yaw, Roll, Joint Notations, Speed of Motion, Pay Load – Robot Parts and their functions – Need for Robots – Different Applications.

UNIT – II ROBOT KINEMATICS

9

Forward kinematics, inverse kinematics and the difference: forward kinematics and inverse Kinematics of Manipulators with two, three degrees of freedom (in 2 dimensional), four degrees of freedom (in 3 dimensional) – derivations and problems. Homogeneous transformation matrices, translation and rotation matrices.

UNIT – III ROBOT DRIVE SYSTEMS AND END EFFECTORS 9

Pneumatic Drives – Hydraulic Drives – Mechanical Drives – Electrical Drives – D.C. Servo Motors, Stepper Motor, A.C. Servo Motors – Salient Features, Applications and Comparison of All These Drives. End Effectors – Grippers – Mechanical Grippers, Pneumatic and Hydraulic Grippers, Magnetic grippers, vacuum grippers, internal grippers and external grippers, selection and design considerations of a gripper

UNIT – IV SENSORS IN ROBOTICS 9

Force sensors, touch and tactile sensors, proximity sensors, non-contact sensors, safety considerations in robotic cell, proximity sensors, fail safe hazard sensor systems, and compliance mechanism. Machine vision system - camera, frame grabber, sensing and digitizing image data – signal conversion, image storage, lighting techniques, image processing and analysis – data reduction, segmentation, feature extraction, object recognition, other algorithms, applications – Inspection, identification, visual serving and navigation.

UNIT – V PROGRAMMING AND APPLICATIONS OF ROBOT 9

Teach pendant programming, lead through programming, robot programming languages – VAL programming – Motion Commands, Sensors commands, End-Effector Commands, and simple programs - Role of robots in inspection, assembly, material handling, underwater, space and medical fields.

TOTAL : 45 PERIODS

COURSE OUTCOMES

At the end of the course, students will be able to:

- CO1: Interpret the features of robots and technology involved in the control.
- CO2: Apply the basic engineering knowledge and laws for the design of robotics.
- CO3: Explain the basic concepts like various configurations, classification and parts of end effectors compare various end effectors and grippers and tools and sensors used in robots.
- CO4: Explain the concept of kinematics, degeneracy, dexterity and trajectory planning.
- CO5: Demonstrate the image processing and image analysis techniques by machine vision system.

Mapping of COs with POs and PSOs															
COs/POs& PSOs	POs												PSOs		
	1	2	3	4	5	6	7	8	9	10	11	12	1	2	3
CO1	3	2	1	1								1			3
CO2	3	2	1	1								1			3
CO3	3	2	1	1								1			3
CO4	3	2	1	1								1			3
CO5	3	2	1	1								1			3
CO/PO & PSO Average															
1 – Slight, 2 – Moderate, 3 – Substantial															

TEXT BOOKS:

1. Ganesh.S.Hedge,"A textbook of Industrial Robotics", Lakshmi Publications, 2006.

2. Mikell.P.Groover , “Industrial Robotics – Technology, Programming and applications”
McGraw Hill 2ND edition 2012.

REFERENCES:

1. Fu K.S. Gonalz R.C. and ice C.S.G.”Robotics Control, Sensing, Vision and Intelligence”,
McGraw Hill book co. 2007.
2. YoramKoren, “Robotics for Engineers”, McGraw Hill Book, Co., 2002.
3. Janakiraman P.A., “Robotics and Image Processing”, Tata McGraw Hill 2005.
4. John. J.Craig, “Introduction to Robotics: Mechanics and Control” 2nd Edition, 2002.
5. Jazar, “Theory of Applied Robotics: Kinematics, Dynamics and Control”, Springer India
reprint, 2010.

OGI351

REMOTE SENSING CONCEPTS

L T P C

3 0 0 3

OBJECTIVES:

- To introduce the concepts of remote sensing processes and its components.
- To expose the various remote sensing platforms and sensors and to introduce the elements of data interpretation

UNIT I REMOTE SENSING AND ELECTROMAGNETIC RADIATION 9

Definition – components of RS – History of Remote Sensing – Merits and demerits of data collation between conventional and remote sensing methods - Electromagnetic Spectrum – Radiation principles - Wave theory, Planck’s law, Wien’s Displacement Law, Stefan’s Boltzmann law, Kirchoff’s law – Radiation sources: active & passive - Radiation Quantities

UNIT II EMR INTERACTION WITH ATMOSPHERE AND EARTH MATERIAL 9

Standard atmospheric profile – main atmospheric regions and its characteristics – interaction of radiation with atmosphere – Scattering, absorption and refraction – Atmospheric windows - Energy balance equation – Specular and diffuse reflectors – Spectral reflectance & emittance – Spectroradiometer – Spectral Signature concepts – Typical spectral reflectance curves for vegetation, soil and water – solid surface scattering in microwave region.

UNIT III ORBITS AND PLATFORMS 9

Motions of planets and satellites – Newton’s law of gravitation - Gravitational field and potential - Escape velocity - Kepler’s law of planetary motion - Orbit elements and types – Orbital perturbations and maneuvers – Types of remote sensing platforms - Ground based, Airborne platforms and Space borne platforms – Classification of satellites – Sun synchronous and Geosynchronous satellites – Lagrange Orbit.

UNIT IV SENSING TECHNIQUES 9

Classification of remote sensors – Resolution concept : spatial, spectral, radiometric and temporal resolutions - Scanners - Along and across track scanners – Optical-infrared sensors – Thermal sensors – microwave sensors – Calibration of sensors - High Resolution Sensors - LIDAR , UAV – Orbital and sensor characteristics of live Indian earth observation satellites

UNIT V DATA PRODUCTS AND INTERPRETATION 9

Photographic and digital products – Types, levels and open source satellite data products – selection and procurement of data– Visual interpretation: basic elements and interpretation keys - Digital interpretation – Concepts of Image rectification, Image enhancement and Image classification

TOTAL:45 PERIODS

COURSE OUTCOMES:

On completion of the course, the student is expected to

CO 1 Understand the concepts and laws related to remote sensing

CO 2 Understand the interaction of electromagnetic radiation with atmosphere and earth material

- CO 3** Acquire knowledge about satellite orbits and different types of satellites
CO 4 Understand the different types of remote sensors
CO 5 Gain knowledge about the concepts of interpretation of satellite imagery

TEXTBOOKS:

1. Thomas M.Lillesand, Ralph W. Kiefer and Jonathan W. Chipman, Remote Sensing and Image interpretation, John Wiley and Sons, Inc, New York,2015.
2. George Joseph and C Jeganathan, Fundamentals of Remote Sensing,Third Edition Universities Press (India) Private limited, Hyderabad, 2018

REFERENCES:

1. Janza, F.Z., Blue H.M. and Johnson,J.E. Manual of Remote Sensing. Vol.1, American Society of Photogrametry, Virginia, USA, 2002.
2. Verbyla, David, Satellite Remote Sensing of Natural Resources. CRC Press, 1995
3. Paul Curran P.J. Principles of Remote Sensing. Longman, RLBS, 1988.
4. Introduction to Physics and Techniques of Remote Sensing , Charles Elachi and Jacob Van Zyl, 2006 Edition II, Wiley Publication.
5. Basudeb Bhatta, Remote Sensing and GIS, Oxford University Press, 2011

CO-PO MAPPING

PO	Graduate Attribute	Course Outcome					Average
		CO1	CO2	CO3	CO4	CO5	
PO1	Engineering Knowledge	3	3	3	3	3	3
PO2	Problem Analysis				3	3	3
PO3	Design/Development of Solutions				3	3	3
PO4	Conduct Investigations of Complex Problems				3	3	3
PO5	Modern Tool Usage				3	3	3
PO6	The Engineer and Society						
PO 7	Environment and Sustainability						
PO 8	Ethics						
PO 9	Individual and Team Work						
PO 10	Communication						
PO 11	Project Management and Finance						
PO 12	Life-long Learning	3		3	3	3	3
PSO 1	Knowledge of Geoinformatics discipline	3	3	3	3	3	3
PSO 2	Critical analysis of Geoinformatics Engineering problems and innovations	3	3	3	3	3	3
PSO 3	Conceptualization and evaluation of Design solutions	3	3	3	3	3	3

OAI351

URBAN AGRICULTURE

L T P C
3 0 0 3

OBJECTIVES:

- To introduce the students the principles of agricultural crop production and the production practices of crops in modern ways.
- To delineate the role of agricultural engineers in relation to various crop production practices.

UNIT I INTRODUCTION

9

Benefits of urban agriculture- economic benefits, environmental benefits, social and cultural benefits, educational, skill-building and job training benefits, health, nutrition and food accessibility benefits.

UNIT II VERTICAL FARMING

9

Vertical farming- types, green facade, living/green wall-modular green wall , vegetated mat wall-Structures and components for green wall system: plant selection, growing media, irrigation and

plant nutrition: Design, light, benefits of vertical gardening. Roof garden and its types. Kitchen garden, hanging baskets: The house plants/ indoor plants

UNIT III SOIL LESS CULTIVATION 9

Hydroponics, aeroponics, aquaponics: merits and limitations, costs and Challenges, backyard gardens- tactical gardens- street landscaping- forest gardening, greenhouses, urban beekeeping

UNIT IV MODERN CONCEPTS 9

Growth of plants in vertical pipes in terraces and inside buildings, micro irrigation concepts suitable for roof top gardening, rain hose system, Green house, polyhouse and shade net system of crop production on roof tops

UNIT V WASTE MANAGEMENT 9

Concept, scope and maintenance of waste management- recycle of organic waste, garden wastes- solid waste management-scope, microbiology of waste, other ingredients like insecticide, pesticides and fungicides residues, waste utilization.

TOTAL: 45 PERIODS

COURSE OUTCOMES

1. Demonstrate the principles behind crop production and various parameters that influences the crop growth on roof tops
2. Explain different methods of crop production on roof tops
3. Explain nutrient and pest management for crop production on roof tops
4. Illustrate crop water requirement and irrigation water management on roof tops
5. Explain the concept of waste management on roof tops

TEXT BOOKS:

1. Martellozzo F and J S Landry. 2020. Urban Agriculture. Scitus Academics Llc.
2. Rob Roggema. 2016. Sustainable Urban Agriculture and Food Planning. Routledge Taylor and Francis Group.
3. Akrong M O. 2012. Urban Agriculture. LAP Lambert Academic Publishing.

REFERENCES:

1. Agha Rokh A. 2008. Evaluation of ornamental flowers and fishes breeding in Bushehr urban wastewater using a pilot-scale aquaponic system. Water and Wastewater, 19 (65): 47–53.
2. Agrawal M, Singh B, Rajput M, Marshall F and Bell J. N. B. 2003. Effect of air pollution on peri-urban agriculture: A case study. Environmental Pollution, 126 (3): 323–329. <https://www.sciencedirect.com/science/article/pii/S0269749103002458#aep-section-id24>.
3. Jac Smit and Joe Nasr. 1992. Urban agriculture for sustainable cities: using wastes and idle land and water bodies as resources. Environment and Urbanization, 4 (2):141-152.

CO-PO MAPPING

PO/PSO		CO1	CO2	CO3	CO4	CO5	Overall correlation of COs with POs
PO1	Engineering Knowledge	1	2	1	1	2	1
PO2	Problem Analysis	1	1	1	1	1	2
PO3	Design/ Development of Solutions	1	2	1	1	3	2
PO4	Conduct Investigations of Complex Problems	1	1	2	2	1	1
PO5	Modern Tool Usage	1	2	1	1	1	2
PO6	The Engineer and Society	1	2	1	2	1	1
PO7	Environment and sustainability	1	2	1	1	2	1
PO8	Ethics	2	1	1	1	2	1
PO9	Individual and team work:	1	1	2	1	1	1
PO10	Communication	1	2	1	1	2	1

PO11	Project management and finance	1	1	1	1	1	2
PO12	Life-long learning:	1	2	1	1	3	2
PSO1	To make expertise in design and engineering problem solving approach in agriculture with proper knowledge and skill	1	2	1	1	2	1
PSO2	To enhance students ability to formulate solutions to real-world problems pertaining to sustained agricultural productivity using modern technologies.	2	1	2	1	1	1
PSO3	To inculcate entrepreneurial skills through strong Industry-Institution linkage.	1	2	1	2	1	2

OEN351

DRINKING WATER SUPPLY AND TREATMENT

L T P C

3 0 0 3

OBJECTIVE:

- To equip the students with the principles and design of water treatment units and distribution system.

UNIT I SOURCES OF WATER

9

Public water supply system – Planning, Objectives, Design period, Population forecasting; Water demand – Sources of water and their characteristics, Surface and Groundwater – Impounding Reservoir – Development and selection of source – Source Water quality – Characterization – Significance – Drinking Water quality standards.

UNIT II CONVEYANCE FROM THE SOURCE

9

Water supply – intake structures – Functions; Pipes and conduits for water – Pipe materials – Hydraulics of flow in pipes – Transmission main design – Laying, jointing and testing of pipes – appurtenances – Types and capacity of pumps – Selection of pumps and pipe materials.

UNIT III WATER TREATMENT

9

Objectives – Unit operations and processes – Principles, functions, and design of water treatment plant units, aerators of flash mixers, Coagulation and flocculation – sand filters - Disinfection – Construction, Operation and Maintenance aspects.

UNIT IV ADVANCED WATER TREATMENT

9

Water softening – Desalination- R.O. Plant – demineralization – Adsorption - Ion exchange– Membrane Systems - Iron and Manganese removal - Defluoridation - Construction and Operation and Maintenance aspects

UNIT V WATER DISTRIBUTION AND SUPPLY

9

Requirements of water distribution – Components – Selection of pipe material – Service reservoirs - Functions – Network design – Economics - Computer applications – Appurtenances – Leak detection - Principles of design of water supply in buildings – House service connection – Fixtures and fittings, systems of plumbing and types of plumbing.

TOTAL: 45 PERIODS

OUTCOMES

CO1: An understanding of water quality criteria and standards, and their relation to public health

CO2: The ability to design the water conveyance system

CO3: The knowledge in various unit operations and processes in water treatment

CO4: An ability to understand the various systems for advanced water treatment

CO5: An insight into the structure of drinking water distribution system

TEXT BOOKS :

1. Garg. S.K., "Water Supply Engineering", Khanna Publishers, Delhi, September 2008.
2. Punmia B.C, Arun K.Jain, Ashok K.Jain, " Water supply Engineering" Lakshmi publication private limited, New Delhi, 2016.
3. Rangwala "Water Supply and Sanitary Engineering", February 2022
4. Birdie.G.S., "Water Supply and Sanitary Engineering", Dhanpat Rai and sons, 2018.

REFERENCES :

1. Fair. G.M., Geyer.J.C., "Water Supply and Wastewater Disposal", John Wiley and Sons, 1954.
2. Babbitt.H.E, and Donald.J.J, "Water Supply Engineering" , McGraw Hill book Co, 1984.
3. Steel. E.W.et al., "Water Supply Engineering" , Mc Graw Hill International book Co, 1984.
4. Duggal. K.N., "Elememts of public Health Engineering", S.Chand and Company Ltd, New Delhi, 1998.

CO's- PO's & PSO's MAPPING

CO's	PO's												PSO's		
	1	2	3	4	5	6	7	8	9	10	11	12	1	2	3
1		3						3		3			3		
2		3		2		2				3			3		
3				2		2				3			3		
4			3	2				3	2	3			3		
5			3	2			1		2	3		1			
Avg.		3	3	2		2	1	3	2	3		1	3		

1.low, 2-medium, 3-high, '-'- no correlation

Note: The average value of this course to be used for program articulation matrix.

PROGRESS THROUGH KNOWLEDGE

OEE352

ELECTRIC VEHICLE TECHNOLOGY

L T P C
3 0 0 3

COURSE OBJECTIVES

- To provide knowledge about electric machines and special machine
- To understand the basics of power converters
- To know the concepts of controlling DC and AC drive systems
- To understand the architecture and power train components.
- To impart knowledge on vehicle control for standard drive cycles of hybrid electrical vehicles (HEVs)

UNIT I ROTATING POWER CONVERTERS

9

Magnetic circuits- DC machine and AC machine –Working principle of Generator and Motor-DC and AC - Voltage and torque equations – Characteristics and applications. Working principle of special machines like: Brushless DC motor, Switched reluctance motor and PMSM.

UNIT II STATIC POWER CONVERTERS

9

Working and Characteristics of Power Diodes, MOSFET and IGBT. Working of uncontrolled rectifiers, controlled rectifiers (Single phase and Three phase), DC choppers, single and three phase inverters, Multilevel inverters and Matrix Converters.

UNIT III CONTROL OF DC AND AC MOTOR DRIVES 9

Speed control for constant torque, constant HP operation of all electric motors - DC/DC chopper based four quadrant operation of DC motor drives, inverter based V/f Operation (motoring and braking) of induction motor drives, Transformation theory, vector control operation of Induction motor and PMSM, Brushless DC motor drives, Switched reluctance motor (SRM) drives

UNIT IV HYBRID ELECTRIC VEHICLE ARCHITECTURE AND POWER TRAIN COMPONENTS 9

History of evolution of Electric Vehicles - Comparison of Electric Vehicles with Internal Combustion Engines - Architecture of Electric Vehicles (EV) and Hybrid Electric Vehicles (HEV) – Plug-in Hybrid Electric Vehicles (PHEV)- Power train components and sizing, Gears, Clutches, Transmission and Brakes.

UNIT V MECHANICS OF HYBRID ELECTRIC VEHICLES AND CONTROL OF VEHICLES 9

Fundamentals of vehicle mechanics - tractive force, power and energy requirements for standard drive cycles of HEV's - motor torque and power rating and battery capacity. HEV supervisory control - Selection of modes - power split mode - parallel mode - engine brake mode - regeneration mode - series parallel mode

TOTAL: 45 PERIODS

COURSE OUTCOMES:

- CO1: Able to understand the principles of conventional and special electrical machines.
- CO2: Acquired the concepts of power devices and power converters
- CO3: Able to understand the control for DC and AC drive systems.
- CO4: Learned the electric vehicle architecture and power train components.
- CO5: Acquired the knowledge of mechanics of electric vehicles and control of electric vehicles.

	PO 1	PO 2	PO 3	PO 4	PO 5	PO 6	PO 7	PO 8	PO 9	PO 10	PO 11	PO 12	PS O1	PS O2	PS O3
CO1	3	2			3								3	3	3
CO2	3	2	2			3			3				3	3	3
CO3	3			3		2	2						3	3	3
CO4	3	2	2		3								3	3	3
CO5	3		2								2		3	3	3
Avg	3	2	2	3	3	1	2		3		2		3	3	3

REFERENCES:

- 1 Stephen D. Umans, "Fitzgerald & Kingsley's Electric Machinery", Tata McGraw Hill, 7th Edition, 2020.
- 2 Bogdan M. Wilamowski, J. David Irwin, The Industrial Electronics Handbook, Second Edition, Power Electronics and Motor Drives, CRC Press, 2011
- 3 Paul C. Krause, Oleg Wasynczuk, Scott D. Sudhoff, Steven D. Pekarek "Analysis of Electric Machinery and Drive Systems", 3rd Edition, Wiley-IEEE Press, 2013.
- 4 Rashid M.H., "Power Electronics Circuits, Devices and Applications ", Pearson, fourth Edition, 10th Impression 2021.
- 5 Iqbal Husain, 'Electric and Hybrid Electric Vehicles', CRC Press, 2021.
- 6 Wei Liu, 'Hybrid Electric Vehicle System Modeling and Control', Second Edition, WILEY, 2017
- 7 James Larminie and John Lowry, 'Electric Vehicle Technology Explained', Second Edition, Wiley, 2012

COURSE OBJECTIVES:

1. Understand basic PLC terminologies digital principles, PLC architecture and operation.
2. Familiarize different programming language of PLC.
3. Develop PLC logic for simple applications using ladder logic.
4. Understand the hardware and software behind PLC and SCADA.
5. Exposures about communication architecture of PLC/SCADA.

UNIT I INTRODUCTION TO PLC**9**

Introduction to PLC: Microprocessor, I/O Ports, Isolation, Filters, Drivers, Microcontrollers/DSP, PLC/DDC- PLC Construction: What is a PLC, PLC Memories, PLC I/O, , PLC Special I/O, PLC Types.

UNIT II PLC INSTRUCTIONS**9**

PLC Basic Instructions: PLC Ladder Language- Function block Programming- Ladder/Function Block functions- PLC Basic Instructions, Basic Examples (Start Stop Rung, Entry/Reset Rung)- Configuration of Sensors, Switches, Solid State Relays-Interlock examples- Timers, Counters, Examples.

UNIT III PLC PROGRAMMING**9**

Different types of PLC program, Basic Ladder logic, logic functions, PLC module addressing, registers basics, basic relay instructions, Latching Relays, arithmetic functions, comparison functions, data handling, data move functions, timer-counter instructions, input-output instructions, sequencer instructions

UNIT IV COMMUNICATION OF PLC AND SCADA**9**

Communication Protocol – Modbus, HART, Profibus- Communication facilities SCADA: - Hardware and software, Remote terminal units, Master Station and Communication architectures

UNIT V CASE STUDIES**9**

Stepper Motor Control- Elevator Control-CNC Machine Control- conveyor control-Interlocking Problems

TOTAL:45 PERIODS**SKILL DEVELOPMENT ACTIVITIES (Group Seminar/Mini Project/Assignment/Content Preparation / Quiz/ Surprise Test / Solving GATE questions/ etc)****5**

1. Market survey of the recent PLCs and comparison of their features.
2. Summarize the PLC standards
3. Familiarization of any one programming language (Ladder diagram/ Sequential Function Chart/ Function Block Diagram/ Equivalent open source software)
4. Market survey of Communication Network Used for PLC/SCADA.

COURSE OUTCOMES:

- CO1** Know the basic requirement of a PLC input/output devices and architecture. (L1)
CO2 Ability to apply Basics Instruction Sets used for ladder Logic and Function Block Programming.(L2)
CO3 Ability to design PLC Programmes by Applying Timer/Counter and Arithmetic and Logic Instructions Studied for Ladder Logic and Function Block.(L3)
CO4 Able to develop a PLC logic for a specific application on real world problem. (L5)
CO5 Ability to Understand the Concepts of Communication used for PLC/SCADA.(L1)

TEXT BOOKS:

1. Frank Petruzzola, Programmable Logic Controllers, Tata Mc-Graw Hill Edition

- John W. Webb, Ronald A. Reis, Programmable Logic Controllers Principles and Applications, PHI publication

REFERENCES:

- MadhuchandMitra and SamerjitSengupta, Programmable Logic Controllers Industrial Automation an Introduction, Penram International Publishing Pvt. Ltd.
- J. R. Hackworth and F. D. Hackworth, Programmable Logic Controllers Principles andApplications, Pearson publication

List of Open Source Software/ Learning website:

- <https://nptel.ac.in/courses/108105063>
- <https://www.electrical4u.com/industrial-automation/>
- <https://www.etf.ues.rs.ba/~slubura/Procesni%20racunari/Programmable%20Logic%20Contr%20ollers%20Programing%20Methods.pdf>
- <https://www.electrical4u.com/industrial-automation/>

MAPPING COURSE OUTCOMES WITH PROGRAMME OUTCOMES

PO, PSO CO	PO 01	PO 02	PO 03	PO 04	PO 05	PO 06	PO 07	PO 08	PO 09	PO 10	PO 11	PO 12	PSO 1	PSO 2	PSO 3
CO1	3	2	1					1		1					
CO2	3	3	2					1		1	2				2
CO3	3	3	3	3	1			1		1					
CO4	3	3		3	3			1		1			3	3	
CO5	3	3	3	2	1			1		1			3	3	3
Avg	3	2.9	2.25	2.6	1.6			1		1			3	3	2.9

OCH351

NANO TECHNOLOGY

L T P C
3 0 0 3

UNIT I INTRODUCTION

8

General definition and size effects–important nano structured materials and nano particles- importance of nano materials- Size effect on thermal, electrical, electronic, mechanical, optical and magnetic properties of nanomaterials- surface area - band gap energy and applications. Photochemistry and Electrochemistry of nanomaterials –Ionic properties of nanomaterials- Nano catalysis.

UNIT II SYNTHESIS OF NANOMATERIALS

8

Bottom up and Top-down approach for obtaining nano materials - Precipitation methods – sol gel technique – high energy ball milling, CVD and PVD methods, gas phase condensation, magnetron sputtering and laser deposition methods – laser ablation, sputtering.

UNIT III NANO COMPOSITES

10

Definition- importance of nanocomposites- nano composite materials-classification of composites- metal/metal oxides, metal-polymer- thermoplastic based, thermoset based and elastomer based- influence of size, shape and role of interface in composites applications.

UNIT IV NANO STRUCTURES AND CHARACTERIZATION TECHNIQUES

10

Classifications of nanomaterials - Zero dimensional, one-dimensional and two-dimensional nanostructures- Kinetics in nanostructured materials- multilayer thin films and superlattice- clusters

of metals, semiconductors and nanocomposites. Spectroscopic techniques, Diffraction methods, thermal analysis method, BET analysis method.

UNIT V APPLICATIONS OF NANO MATERIALS

9

Overview of nanomaterials properties and their applications, nano painting, nano coating, nanomaterials for renewable energy, Molecular Electronics and Nanoelectronics – Nanobots-Biological Applications. Emerging technologies for environmental applications- Practice of nanoparticles for environmental remediation and water treatment.

TOTAL : 45 PERIODS

OUTCOMES:

- CO1 Understand the basic properties such as structural, physical, chemical properties of nanomaterials and their applications.
 CO2 Able to acquire knowledge about the different types of nano material synthesis
 CO3 Describes about the shape, size, structure of composite nano materials and their interference
 CO4 Understand the different characterization techniques for nanomaterials
 CO5 Develop a deeper knowledge in the application of nanomaterials in different fields.

TEXT BOOKS

1. Mick Wilson, Kamali Kannangara, Geoff Smith, Michelle Simmom, Burkhard Raguse, “ Nano Technology: Basic Science & Engineering Technology”, 2005, Overseas Press
2. G. Cao, “Nanostructures & Nanomaterials: Synthesis, Properties & Applications” Imperial College Press, 2004
3. William A Goddard “Handbook of Nanoscience, Engineering and Technology”, 3rd Edition, CRC Taylor and Francis group 2012.

REFERENCES

1. R.H.J.Hannink & A.J.Hill, Nanostructure Control, Wood Head Publishing Ltd., Cambridge, 2006.
2. C.N.R.Rao, A.Muller, A.K.Cheetham, The Chemistry of Nanomaterials: Synthesis, Properties and Applications Vol. I & II, 2nd edition, 2005, Wiley VCH Verlag Gbtl & Co
3. Ivor Brodie and Julius J.Muray, 'The physics of Micro/Nano – Fabrication', Springer International Edition, 2010

COURSE ARTICULATION MATRIX

Course Outcomes	Statement	Program Outcome														
		PO 1	PO 2	PO 3	PO 4	PO 5	PO 6	PO 7	PO 8	PO 9	PO 10	PO 11	PO 12	PS O1	PS O2	PS O3
CO1	understand the basic properties such as structural, physical, chemical properties of nanomaterials and their applications	2	3	2	3	3	-	-	-	1	1	-	3	1	1	3
CO2	acquire knowledge about the different types of nano material synthesis	2	3	1	3	3	-	-	-	1	1	-	3	2	1	3
CO3	describes about the shape, size, structure of composite nano materials and their interference	2	2	2	3	3	1	1	-	1	1	-	3	2	1	3
CO4	understand the different characterization	2	2	1	3	3	1	1	1	1	-	1	3	1	1	3

	techniques for nanomaterials															
CO5	develop a deeper knowledge in the application of nanomaterials in different fields	2	2	1	3	3	1	1	1	1	-	1	3	2	1	3
	Overall CO	3	2	2	1	3	3	1	1	1	1	1	1	3	2	1

OCH352

FUNCTIONAL MATERIALS

L T P C

3 0 0 3

OBJECTIVE:

- The course emphasis on the molecular self assembly and materials for polymer electronics

UNIT I INTRODUCTION

9

Historical Perspectives, Lessons from the Nature, Engineering the Functions, Tuning the functions, Multiscale Modeling and Computation, Classification of Functional Materials, Functional Diversity of Materials, Hybrid Materials, Technological Relevance, Societal Impact.

UNIT II MOLECULAR SELF ASSEMBLY

9

Molecular Organization, Self-Assembly in Biology, Energetics of Self-Organization, A Few Case Studies, Synthetic Protocols and Challenges, Solvent-assisted Self-Assembly, Directed Assembly-Langmuir-Blodgett and Langmuir-Schaefer techniques, Technological Applications of SAMs.

UNIT III BIO-INSPIRED MATERIALS

9

Bio-inspired materials, Classification, Biomimicry, Spider Silk, Lotus Leaf, Gecko feet, Synovial fluid, 'Bionics'-Bio-inspired Information Technologies, Artificial Sensory Organs, Biomineralization- En route to Nanotechnology.

UNIT IV SMART OR INTELLIGENT MATERIALS

9

Criteria for Smartness, Significance of Smart Materials, Representative Examples like Smart Gels and Polymers, Electro/Magneto Rheological Fluids, Smart Electroceramics, Technical Limitations and Challenges, Functional Nanocomposites, Polymer-carbon nanotube composites.

UNIT V MATERIALS FOR POLYMER ELECTRONICS

9

Polymers for Electronics, Organic Light Emitting Diodes, Working Principle of OLEDs, Illustrated Examples, Organic Field-Effect Transistors Operating Principle, Design Considerations, Polymer FETs vs Inorganic FETs, Liquid Crystal Displays, Engineering Aspects of Flat Panel Displays, Intelligent Polymers for Data Storage, Polymer-based Data Storage-Principle, Magnetic Vs. Polymer-based Data Storage.

TOTAL: 45 PERIODS

OUTCOME:

- Students will be able to differentiate among various functional properties and select appropriate material for certain functional applications, analyze the nature and potential of functional material.

TEXT BOOK:

1. Vijayamohan K. Pillai and Meera Parthasarathy, "Functional Materials: A chemist's perspective", Universities Press Hyderabad (2012).

REFERENCE:

1. Stephen Manne "Biomimetic Materials Chemistry" Wiley-VCH Newyork, 1966.

OFD352

TRADITIONAL INDIAN FOODS

L T P C
3 0 0 3

OBJECTIVE:

- To help students acquire a sound knowledge on diversities of foods, food habits and patterns in India with focus on traditional foods.

UNIT I HISTORICAL AND CULTURAL PERSPECTIVES 9

Food production and accessibility - subsistence foraging, horticulture, agriculture and pastoralization, origin of agriculture, earliest crops grown. Food as source of physical sustenance, food as religious and cultural symbols; importance of food in understanding human culture - variability, diversity, from basic ingredients to food preparation; impact of customs and traditions on food habits, heterogeneity within cultures (social groups) and specific social contexts - festive occasions, specific religious festivals, mourning etc. Kosher, Halal foods; foods for religious and other fasts.

UNIT II TRADITIONAL METHODS OF FOOD PROCESSING 9

Traditional methods of milling grains – rice, wheat and corn – equipments and processes as compared to modern methods. Equipments and processes for edible oil extraction, paneer, butter and ghee manufacture – comparison of traditional and modern methods. Energy costs, efficiency, yield, shelf life and nutrient content comparisons. Traditional methods of food preservation – sundrying, osmotic drying, brining, pickling and smoking.

UNIT III TRADITIONAL FOOD PATTERNS 9

Typical breakfast, meal and snack foods of different regions of India. Regional foods that have gone Pan Indian / Global. Popular regional foods; Traditional fermented foods, pickles and preserves, beverages, snacks, desserts and sweets, street foods; IPR issues in traditional foods

UNIT IV COMMERCIAL PRODUCTION OF TRADITIONAL FOODS 9

Commercial production of traditional breads, snacks, ready-to-eat foods and instant mixes, frozen foods – types marketed, turnover; role of SHGs, SMES industries, national and multinational companies; commercial production and packaging of traditional beverages such as tender coconut water, neera, lassi, buttermilk, dahi. Commercial production of intermediate foods – ginger and garlic pastes, tamarind pastes, masalas (spice mixes), idli and dosa batters.

UNIT V HEALTH ASPECTS OF TRADITIONAL FOODS 9

Comparison of traditional foods with typical fast foods / junk foods – cost, food safety, nutrient composition, bioactive components; energy and environmental costs of traditional foods; traditional foods used for specific ailments / illnesses.

TOTAL: 45 PERIODS

COURSE OUTCOMES:

CO1 To understand the historical and traditional perspective of foods and food habits

CO2 To understand the wide diversity and common features of traditional Indian foods and meal patterns.

TEXT BOOKS:

1. Sen, Colleen Taylor "Food Culture in India" Greenwood Press, 2005.
2. Davidar, Ruth N. "Indian Food Science: A Health and Nutrition Guide to Traditional Recipes: East West Books, 2001.

OBJECTIVE:

• The course aims to introduce the students to the area of Food Processing. This is necessary for effective understanding of a detailed study of food processing and technology subjects. This course will enable students to appreciate the importance of food processing with respect to the producer, manufacturer and consumer.

UNIT I PROCESSING OF FOOD AND ITS IMPORTANCE 9

Source of food - plant, animal and microbial origin; different foods and groups of foods as raw materials for processing – cereals, pulses, grains, vegetables and fruits, milk and animal foods, sea weeds, algae, oil seeds & fats, sugars, tea, coffee, cocoa, spices and condiments, additives; need and significance of processing these foods.

UNIT II METHODS OF FOOD HANDLING AND STORAGE 9

Nature of harvested crop, plant and animal; storage of raw materials and products using low temperature, refrigerated gas storage of foods, gas packed refrigerated foods, sub atmospheric storage, Gas atmospheric storage of meat, grains, seeds and flour, roots and tubers; freezing of raw and processed foods.

UNIT III LARGE-SCALE FOOD PROCESSING 12

Milling of grains and pulses; edible oil extraction; Pasteurisation of milk and yoghurt; canning and bottling of foods; drying – Traditional and modern methods of drying, Dehydration of fruits, vegetables, milk, animal products etc; preservation by use of acid, sugar and salt; Pickling and curing with microorganisms, use of salt, and microbial fermentation; frying, baking, extrusion cooking, snack foods.

UNIT IV FOOD WASTES IN VARIOUS PROCESSES 6

Waste disposal-solid and liquid waste; rodent and insect control; use of pesticides; ETP; selecting and installing necessary equipment.

UNIT V FOOD HYGIENE 9

Food related hazards – Biological hazards – physical hazards – microbiological considerations in foods. Food adulteration – definition, common food adulterants, contamination with toxic metals, pesticides and insecticides; Safety in food procurement, storage handling and preparation; Relationship of microbes to sanitation, Public health hazards due to contaminated water and food; Personnel hygiene; Training & Education for safe methods of handling and processing food; sterilization and disinfection of manufacturing plant; use of sanitizers, detergents, heat, chemicals, Cleaning of equipment and premises.

TOTAL: 45 PERIODS**COURSE OUTCOMES:**

On completion of the course the students are expected to

CO1 Be aware of the different methods applied to processing foods.

CO2 Be able to understand the significance of food processing and the role of food and beverage industries in the supply of foods.

TEXT BOOKS/REFERENCES:

1. Karnal, Marcus and D.B. Lund "Physical Principles of Food Preservation". Rutledge, 2003.
2. VanGarde, S.J. and Woodburn. M "Food Preservation and Safety Principles and Practice". Surbhi Publications, 2001.
3. Sivasankar, B. "Food Processing & Preservation", Prentice Hall of India, 2002.

4. Khetarpaul, Neelam, "Food Processing and Preservation", Daya Publications, 2005.

OPY352

IPR FOR PHARMA INDUSTRY

**L T P C
3 0 0 3**

COURSE OBJECTIVES:

- To provide the basic fundamental knowledge of different forms of Intellectual Property Rights in national and international level.
- To provide the significance of the Intellectual Property Rights about the patents, copyrights, industrial design, plant and geographical indications.
- This paper is to study significance of the amended patent act on pharma industry.

UNIT I INTRODUCTION- INTELLECTUAL PROPERTY RIGHTS 9

Introduction, Types of Intellectual Property Rights -patents, plant varieties protection, geographical indicators, copyright, trademark, trade secrets.

UNIT II PATENTS 9

Patents-Objective, Introduction, Requirement for patenting- Novelty, Inventive step (Non-obviousness) and industrial application (utility), Non-patentable inventions, rights of patent owner, assignment of patent rights, patent specification (provisional and complete), parts of complete specification, claims, procedure for obtaining patents, compulsory license.

UNIT III PLANT VARIETY-TRADITIONAL KNOWLEDGE –GEOGRAPHICAL INDICATIONS 9

Plant variety- Justification, criteria for protection of plant variety and protection in India. Traditional knowledge- Concept of traditional knowledge, protection of traditional knowledge under Intellectual Property frame works in national level and Traditional knowledge digital library (TKDL). Geographical Indications – Justification for protection, National and International position.

UNIT IV ENFORCEMENT AND PRACTICAL ASPECTS OF IPR 9

Introduction – civil remedies – injunction, damage, account of profit – criminal remedies – patent, trademark. Practical aspects – Introduction, benefits of licensing, licensing of basic types of IPR, licensing clauses of IPR. Case studies of patent infringement, compulsory licensing, simple patent license agreements.

UNIT V INTERNATIONAL BACKGROUND OF INTELLECTUAL PROPERTY 9

International Background of Intellectual Property- Paris Convention, Berne convention, World Trade Organization (WTO), World Intellectual Property Organization (WIPO), Trade Related Aspects of Intellectual Property Rights (TRIPS) and Patent Co-operation Treaty (PCT).

TOTAL:45 PERIODS

TEXT BOOKS:

1. N. Nagpal, M. Arora, M.R.D. Usman, S. Rahar, "Intellectual Property Rights" Edu creation Publishing, New Delhi, 2017.
2. The Patents Act, 1970 (Bare Act with Short Notes) (New Delhi: Universal Law Publishing Company Pvt. Ltd. 2012.
3. B.S. Rao, P.V. Appaji, "Intellectual Property Rights in Pharmaceutical Industry: Theory and Practice", 2015.

REFERENCES:

1. Patents for Chemicals, Pharmaceuticals, & Biotechnology-Fundamentals of Global Law, Practice and Strategy. Philip W. Grubb, Oxford University Press, 2004.

2. Basic Principles of patent law – Basics principles and acquisition of IPR. Ramakrishna T. CIPRA, NLSIU, Bangalore, 2005
3. S. Lakshmana Prabu, TNK. Suriyaprakash, "Intellectual Property Rights", 1st ed., In Tech open access, Croatia, 2017.

COURSE OUTCOMES

The student will be able to

- C1** Understand and differentiate the categories of intellectual property rights.
- C2** Describe about patents and procedure for obtaining patents.
- C3** Distinguish plant variety, traditional knowledge and geographical indications under IPR.
- C4** Provide the information about the different enforcements and practical aspects involved in protection of IPR.
- C5** Provide different organizations role and responsibilities in the protection of IPR in the international level.
- C6** Understand the interrelationships between different Intellectual Property Rights on International Society

CO – PO MAPPING												
IPR FOR PHARMA INDUSTRY												
	PO1	PO2	PO3	PO4	PO5	PO6	PO7	PO8	PO9	PO10	PO11	PO12
C1	3	3		2					2	2		
C2		3	3				2	2				
C3	3	3					2	2				1
C4					2		3	3		2	2	
C5		3					3			2		1
C6	3	2				2	2					2

OTT351

BASICS OF TEXTILE FINISHING

L T P C
3 0 0 3

OBJECTIVE:

- To enable the students to understand the basics and different types of finishes required for textile materials and machines used for finishing.

UNIT I RESIN FINISHING

9

Importance of finishing and its classification. Resin finishing: Mechanism of creasing, Types of Resins .Anti crease, wash and wear, durable press resin finishing. Study about eco friendly method of anti crease finishing.

UNIT II FLAME PROOF & WATERPROOF

9

Concept of Flame proof & flame retardancy. Flame retardant finishes for cotton, Concept of waterproof and water repellent Finishes, Durable & Semi durable and Temporary finishes, Concept of Antimicrobial finish.

UNIT III SOIL RELEASE AND ANTISTATIC FINISHES

9

Soil Release Finishing: Mechanism of soil retention & soil release. Anti pilling Finishing: chemical and mechanical methods to produce anti pilling. Concept of UV Protection finishes- Concept of antistatic finishes.

UNIT IV MECHANICAL FINISHES

9

Mechanical finishing of textile materials - calendaring, compacting, Sanforising, Peach finishing. Object of Heat setting. Various methods of heat setting and mechanism of heat setting.

UNIT V STIFFENING AND SOFTENING

9

Concept of stiffening and softening of textile materials. Mechanism in the weight reduction of PET. Concept of Micro encapsulation techniques in finishing process, Nano finish, Plasma Treatment and Bio finishing.

TOTAL: 45 PERIODS

OUTCOMES:

Upon completion of the course, the students will be able to Understand the

CO: 1 Basics of Resin Finishing Process.

CO:2 Concept of Flame proof & flame retardancy, waterproof and water repellent, Antimicrobial finishes.

CO: 3 Concept of Soil Release, Anti Pilling, UV Protection and Antistatic finishes.

CO: 4 Concept of Mechanical finishing.

CO: 5 Basics of Micro encapsulation techniques, Nano finish, Plasma Treatment.

TEXT BOOKS:

1. V.A.Shennai, "Technology of Finishing", Vol X, Sevak Publications, Mumbai
2. Perkins, W.S., "Textile colouration and finishing", Carolina Academic Press., U.K, ISBN: 0890898855.2004.

REFERENCES:

1. Microencapsulation in finishing, Review of progress of Colouration, SDC, 2001 62
2. Chakraborty, J.N, Fundamentals and Practices in colouration of Textiles, Woodhead Publishing India, 2009, ISBN-13:978-81-908001-4-3
3. W. D. Schindler and P. J. Hauser "Chemical finishing of textiles", Woodhead Publishing Cambridge England,2004.

OTT352 INDUSTRIAL ENGINEERING FOR GARMENT INDUSTRY

**L T P C
3 0 0 3**

OBJECTIVES:

- To enable the students to learn about basics of industrial engineering and different tools of industrial engineering and its application in apparel industry

UNIT I INTRODUCTION

9

Scope of industrial engineering in apparel Industry, role of industrial engineers.

Productivity: Definition - Productivity, Productivity measures. Reduction of work content due to the product and process, Reduction of ineffective time due to the management, due to the worker. Causes for low productivity in apparel industry and measures for improvement.

UNIT II WORK STUDY

9

Definition, Purpose, Basic procedure and techniques of work-study.

Work environment – Lighting, Ventilation, Climatic condition on productivity. Temperature control, humidity control, noise control measures. Safety and ergonomics on work station and work environment

Material Handling – Objectives, Classification and characteristics of material handling equipments, Specialized material handling equipments.

UNIT III METHOD STUDY

9

Definition, Objectives, Procedure, Process charts and symbols. Various charts – Charts indicating process sequence: Outline process chart, flow process chart (man type, material type and equipment type); Charts using time scale – multiple activity chart. Diagrams indicating movement – flow diagram, string diagram, cycle graph, chrono cycle graph, travel chart

MOTION STUDY: Principle of motion economy, Two handed process chart, micro motion analysis

– therbligs, SIMO chart.

UNIT IV WORK MEASUREMENT

9

Definition, purpose, procedure, equipments, techniques. Time study - Definition, basics of time study- equipments. Time study forms, Stop watch procedure. Predetermined motion time standards (PMTS). Time Study rating, calculation of standard time, Performance rating – relaxation and other allowances. Calculation of SAM for different garments, GSD.

UNIT V WORK STUDY APPLICATION

9

Application of work study techniques in cutting, stitching and packing in garment industry. Workaids in sewing, Pitch diagram, Line balancing, Capacity planning, scientific method of training.

TOTAL: 45 PERIODS

OUTCOMES:

Upon the completion of the course the student shall be able to understand

CO1: Fundamental concepts of industrial Engineering and productivity

CO2: Method study

CO3: Motion analysis

CO4: Work measurement and SAM

CO5: Ergonomics and its application to garment industry

TEXT BOOKS:

1. George Kanwaty, "Introduction to Work Study ", ILO, Geneva, 1996, ISBN: 9221071081 | ISBN-13: 9789221071082
2. Enrick N. L., "Time study manual for Textile industry", Wiley Eastern (P) Ltd., 1989, ISBN: 0898740444 | ISBN-13: 9780898740448
3. Khanna O. P., and Sarup A., "Industrial Engineering and Management", Dhanpat Rai Publications, New Delhi, 2010, ISBN: 818992835X / ISBN: 978-8189928353

REFERENCES

1. Norberd Lloyd Enrick., "Industrial Engineering Manual for Textile Industry", Wiley Eastern (P) Ltd., New Delhi, 1988, ISBN: 0882756311 | ISBN-13: 9780882756318
2. Chuter A. J., "Introduction to Clothing Production Management", Wiley-Black well Science, U.S. A., 1995, ISBN: 0632039396 | ISBN-13: 9780632039395
3. GordanaColovic., "Ergonomics in the garment industry", Wood publishing India Pvt. Ltd., India, 2014, ISBN: 0857098225 | ISBN-13: 9780857098221
4. Rajesh Bheda, "Managing Productivity in Apparel Industry "CBS Publishers & Distributors, 2008

Course Articulation Matrix:

Course Outcomes	Statement	Program Outcome														
		PO1	PO2	PO3	PO4	PO5	PO6	PO7	PO8	PO9	PO10	PO11	PO12	PSO1	PSO2	PSO3
CO1	Fundamental concepts of industrial Engineering and productivity	2	2	3	3	2	1	1	2	2	1	2	2	1	1	-
CO2	Method study	1	2	3	3	2	1	1	2	2	1	2	2	1	1	-
CO3	Motion analysis	1	2	3	3	2	1	1	2	2	1	2	2	1	1	-
CO4	Work measurement and SAM	1	2	3	3	2	1	1	2	2	1	3	2	1	1	-
CO5	Ergonomics and its application to garment industry	1	2	3	3	2	1	2	2	2	1	3	2	1	1	-
Overall CO		1.2	2	3	3	2	1	1.2	2	2	1	2.4	2	1	1	-

1, 2 and 3 are correlation levels with weightings as Slight (Low), Moderate (Medium) and Substantial (High) respectively

OTT353

BASICS OF TEXTILE MANUFACTURE

**L T P C
3 0 0 3**

OBJECTIVES:

To enable the students to learn about the basics of fibre forming, yarn production, fabric formation, coloration of fabrics and garment manufacturing

UNIT I NATURAL FIBRES

9

Introduction: Definition of staple fibre, filament; Classification of natural and man-made fibres, essential and desirable properties of fibres. Production and cultivation of Natural Fibres: Cultivation of cotton, production of silk (sericulture), wool and jute – physical and chemical structure of these fibres..

UNIT II REGENERATED AND SYNTHETIC FIBRES

9

Production sequence of regenerated and modified cellulosic fibres: viscose rayon, Acetate Rayon, high wet modulus and high tenacity fibres; synthetic fibres – chemical structure, fibre forming polymers, production principles.

UNIT III BASICS OF SPINNING

9

Spinning – principle of yarn formation, sequence of machines for yarn production with short staple fibres and blends, principles of opening and cleaning machines; yarn numbering - calculations

UNIT IV BASICS OF WEAVING

9

Woven fabric – warp, weft, weaving, path of warp; looms – classification, handloom and its parts, powerloom, automatic looms, shuttleless looms, special type of looms; preparatory machines for weaving process and their objectives; basic weaving mechanism - primary, secondary and auxiliary mechanisms,

UNIT V BASICS OF KNITTING AND NONWOVEN

9

Knitting – classification, principle, types of fabrics; nonwoven process – classification, principle, types of fabrics.

TOTAL : 45 PERIODS

OUTCOMES:

On completion of this course, the students shall have the basic knowledge on

CO1: Classification of fibres and production of natural fibres

CO2: Regenerated and synthetic fibres

CO3: Yarn spinning

CO4: Weaving

CO5: Knitting and nonwoven

TEXT BOOKS

1. Mishra S. P. , “A Text Book of Fibre Science and Technology”, New Age Publishers, 2000, ISBN: 8122412505
2. Marks R., and Robinson. T.C., “Principles of Weaving”, The Textile Institute, Manchester, 1989, ISBN: 0 900739 258.
3. Spencer D.J., “Knitting Technology”, III Ed., Textile Institute, Manchester, 2001, ISBN: 185573 333 1.

REFERENCES:

1. Hornberer M., Eberle H., Kilgus R., Ring W. and Hermeling H., "Clothing Technology: From Fibre to Fabric", Europa LehrmittelVerlag, 2008, ISBN: 3808562250 / ISBN: 978-3808562253.
2. Wynne A., "Motivate Series-Textiles", Maxmillan Publications, London, 1997.
3. Carr H. and Latham B., "The Technology of Clothing Manufacture" Backwell Science, U.K., 1994, ISBN: 0632037482 / ISBN:13: 9780632037483.Klein W., "The Rieter Manual of Spinning, Vol.1", Rieter Machine Works Ltd., Winterthur, 2014, ISBN 10 3-9523173-1-4 / ISBN 13 978-3-9523173-1-0.
4. Klein W., "The Rieter Manual of Spinning, Vol.2", Rieter Machine Works Ltd., Winterthur, 2014, ISBN 10 3-9523173-2-2 / ISBN 13 978-3-9523173-2-7.
5. Klein W., "The Rieter Manual of Spinning, Vol.1-3", Rieter Machine Works Ltd., Winterthur, 2014, ISBN 10 3-9523173-3-0 / ISBN 13 978-3-9523173-3-4.
6. Talukdar. M.K., Sriramulu. P.K., and Ajgaonkar. D.B., "Weaving: Machines, Mechanisms, Management", Mahajan Publishers, Ahmedabad, 1998, ISBN: 81-85401-16-0.
7. Morton W. E., and Hearle J. W. S., "Physical Properties of Textile Fibres", The Textile Institute, Washington D.C., 2008, ISBN 978-1-84569-220-95
8. Gohl E. P. G., "Textile Science", CBS Publishers and distributors, 1987, ISBN 0582685958



OBJECTIVES:

At the end of the course, the student is expected to

- understand and analyse the energy data of industries
- carryout energy accounting and balancing
- conduct energy audit and suggest methodologies for energy savings and
- utilise the available resources in optimal ways

UNIT I INTRODUCTION**9**

Energy - Power – Past & Present scenario of World; National Energy consumption Data –Environmental aspects associated with energy utilization – Energy Auditing: Need, Types, Methodology and Barriers. Role of Energy Managers. Instruments for energy auditing.

UNIT II ELECTRICAL SYSTEMS**9**

Components of EB billing – HT and LT supply, Transformers, Cable Sizing, Concept of Capacitors, Power Factor Improvement, Harmonics, Electric Motors - Motor Efficiency Computation, Energy Efficient Motors, Illumination – Lux, Lumens, Types of lighting, Efficacy, LED Lighting and scope of Encon in Illumination.

UNIT III THERMAL SYSTEMS**9**

Stoichiometry, Boilers, Furnaces and Thermic Fluid Heaters – Efficiency computation and encon measures. Steam: Distribution & U sage: Steam Traps, Condensate Recovery, Flash Steam Utilization, Insulators & Refractories

UNIT IV ENERGY CONSERVATION IN MAJOR UTILITIES**9**

Pumps, Fans, Blowers, Compressed Air Systems, Refrigeration and Air Conditioning Systems –Cooling Towers – D.G. sets

UNIT V ECONOMICS**9**

Energy Economics – Discount Rate, Payback Period, Internal Rate of Return, Net Present Value, Life Cycle Costing –ESCO concept

TOTAL: 45 PERIODS**OUTCOMES:**

Upon completion of this course, the students can able to analyze the energy data of industries.

CO1: Remember the knowledge for Basic combustion and furnace design and selection of thermal and mechanical energy equipment.

CO2: Study the Importance of Stoichiometry relations, Theoretical air required for complete combustion.

CO3: Skills on combustion thermodynamics and kinetics.

CO4: Apply calculation and design tube still heaters.

CO5: Studied different heat treatment furnace.

CO6: Practical and theoretical knowledge burner design.

TEXT BOOKS:

1. Energy Manager Training Manual (4 Volumes) available at www.energymanagertraining.com. a website administered by Bureau of Energy Efficiency (BEE), a statutory body under Ministry of Power, Government of India, 2004.

REFERENCES:

1. Witte. L.C., P.S. Schmidt, D.R. Brown, "Industrial Energy Management and Utilisation" Hemisphere Publ, Washington, 1988.
2. Callaghn, P.W. "Design and Management for Energy Conservation", Pergamon Press, Oxford, 1981.
3. Dryden. I.G.C., "The Efficient Use of Energy" Butterworths, London, 1982
4. Turner. W.C., "Energy Management Hand book", Wiley, New York, 1982.
5. Murphy. W.R. and G. Mc KAY, "Energy Management", Butterworths, London 1987

COURSE OBJECTIVES

- Understand the fundamentals of plastics processing, such as the relationships between material structural properties and required processing parameters, and so on
- To gain practical knowledge on the polymer selection and its processing
- Understanding the major plastic material processing techniques (Extrusion, Injection molding, Compression and Transfer molding, Blow molding, Thermoforming and casting)
- To understand suitable additives for plastics compounding
- To Propose troubleshooting mechanisms for defects found in plastics products manufactured by various processing techniques

UNIT I INTRODUCTION TO PLASTICS PROCESSING**9**

Introduction to plastic processing – Principles of plastic processing: processing of plastics vs. metals and ceramics. Factors influencing the efficiency of plastics processing: molecular weight, viscosity and rheology. Difference in approach for thermoplastic and thermoset processing. Additives for plastics compounding and processing: antioxidants, light stabilizers, UV stabilizers, lubricants, impact modifiers, flame retardants, antistatic agents, stabilizers and plasticizers. Compounding: plastic compounding techniques, plasticization, pelletization.

UNIT II EXTRUSION**9**

Extrusion – Principles of extrusion. Features of extruder: barrel, screw, types of screws, drive mechanism, specifications, heating & cooling systems, types of extruders. Flow mechanism: process variables, die entry effects and exit instabilities. Die swell, Defects: melt fracture, shark skin, bambooing. Factors determining efficiency of an extruder. Extrusion of films: blown and cast films. Tube/pipe extrusion. Extrusion coating: wire & cable. Twin screw extruder and its applications. Applications of extrusion and new developments.

UNIT III INJECTION MOLDING**9**

Injection molding – Principles and processing outline, machinery, accessories and functions, specifications, process variables, mould cycle. Types of clamping: hydraulic and toggle mechanisms. Start-up and shut down procedures-Cylinder nozzles- Press capacity projected area -Shot weight Basic theoretical concepts and their relationship to processing - Interaction of moulding process aspect effects in quoted variables. Basic mould types. Reciprocating vs. plunger type injection moulding. Thermoplastic vs. thermosetting injection moulding. Injection moulding vs. other plastic processing techniques. State-of-the art injection moulding techniques - Introduction to trouble shooting

UNIT IV COMPRESSION AND TRANSFER MOLDING**9**

Compression moulding – Basic principles of compression and transfer moulding-Meaning of terms-Bulk factor and flow properties, moulding materials, process variables and process cycle, Inter relation between flow properties-Curing time-Mould temperature and Pressure requirements. Preforms and preheating- Techniques of preheating. Machines used-Types of compression mould- positive, semi-positive and flash. Common moulding faults and their correction- Finishing of mouldings. Transfer moulding: working principle, equipment, Press capacity-Integral moulds and auxiliary ram moulds, moulding cycle, moulding tolerances, pot transfer, plunger transfer and screw transfer moulding techniques, advantages over compression moulding

UNIT V BLOW MOLDING, THERMOFORMING AND CASTING**9**

Blow moulding: principles and terminologies. Injection blow moulding. Extrusion blow moulding. Design guidelines for optimum product performance and appearance. Thermoforming: principle, vacuum forming, pressure forming mechanical forming. Casting: working principle, types and applications.

TOTAL: 45 PERIODS

COURSE OUTCOMES

- Ability to find out the correlation between various processing techniques with product properties.
- Understand the major plastics processing techniques used in moulding (injection, blow, compression, and transfer), extrusion, thermoforming, and casting.
- Acquire knowledge on additives for plastic compounding and methods employed for the same
- Familiarize with the machinery and ancillary equipment associated with various plastic processing techniques.
- Select an appropriate processing technique for the production of a plastic product

REFERENCES:

1. S. S. Schwart, S. H. Goodman, Plastics Materials and Processes, Van Nostrad Reinhold Company Inc. (1982).
2. F. Hensen (Ed.), Plastic Extrusion Technology, Hanser Gardner (1997).
3. W. S. Allen and P. N. Baker, Hand Book of Plastic Technology, Volume-1, Plastic Processing Operations [Injection, Compression, Transfer, Blow Molding], CBS Publishers and Distributors (2004).
4. M. Chanda, S. K. Roy, Plastic Technology handbook, 4th Edn., CRC Press (2007).
5. I. I. Rubin, Injection Molding Theory & Practice, Society of Plastic Engineers, Wiley (1973).
6. D.V. Rosato, M. G. Rosato, Injection Molding Hand Book, Springer (2012).
7. M. L. Berins (Ed.), SPI Plastic Engineering Hand Book of Society of Plastic Industry Inc., Springer (2012).
8. B. Strong, Plastics: Material & Processing, A, Pearson Prentice hall (2005).
9. D.V Rosato, Blow Molding Hand Book, Carl HanserVerlag GmbH & Co (2003).

OEC351

SIGNALS AND SYSTEMS

L T P C
3 0 0 3

COURSE OBJECTIVES :

- To understand the basic properties of signal & systems
- To know the methods of characterization of LTI systems in time domain
- To analyze continuous time signals and system in the Fourier and Laplace domain
- To analyze discrete time signals and system in the Fourier and Z transform domain

UNIT I CLASSIFICATION OF SIGNALS AND SYSTEMS 9

Standard signals- Step, Ramp, Pulse, Impulse, Real and complex exponentials and Sinusoids_Classification of signals – Continuous time (CT) and Discrete Time (DT) signals, Periodic & Aperiodic signals, Deterministic & Random signals, Energy & Power signals -Classification of systems- CT systems and DT systems- – Linear & Nonlinear, Time-variant& Time-invariant,Causal & Non-causal, Stable & Unstable.

UNIT II ANALYSIS OF CONTINUOUS TIME SIGNALS 9

Fourier series for periodic signals - Fourier Transform – properties- Laplace Transforms and Properties

UNIT III LINEAR TIME INVARIANT CONTINUOUS TIME SYSTEMS 9

Impulse response - convolution integrals- Differential Equation- Fourier and Laplace transforms in Analysis of CT systems - Systems connected in series / parallel.

UNIT IV ANALYSIS OF DISCRETE TIME SIGNALS 9

Baseband signal Sampling–Fourier Transform of discrete time signals (DTFT)– Properties of DTFT - Z Transform & Properties

UNIT V LINEAR TIME INVARIANT-DISCRETE TIME SYSTEMS**9**

Impulse response–Difference equations-Convolution sum- Discrete Fourier Transform and Z Transform
 Analysis of Recursive & Non-Recursive systems-DT systems connected in series and parallel.

TOTAL: 45 PERIODS**COURSE OUTCOMES:****At the end of the course, the student will be able to:**

CO1:Determine if a given system is linear/causal/stable

CO2: Determine the frequency components present in a deterministic signal

CO3:Characterize continuous LTI systems in the time domain and frequency domain

CO4:Characterize discrete LTI systems in the time domain and frequency domain

CO5:Compute the output of an LTI system in the time and frequency domains

TEXT BOOKS:

1. Oppenheim, Willsky and Hamid, "Signals and Systems", 2nd Edition, Pearson Education, New Delhi, 2015.(Units I - V)
2. Simon Haykin, Barry Van Veen, "Signals and Systems", 2nd Edition, Wiley, 2002

REFERENCES:

1. B. P. Lathi, "Principles of Linear Systems and Signals", 2nd Edition, Oxford, 2009.
2. M. J. Roberts, "Signals and Systems Analysis using Transform methods and MATLAB", McGraw-Hill Education, 2018.
3. John Alan Stuller, "An Introduction to Signals and Systems", Thomson, 2007.

CO	PO1	PO2	PO3	PO4	PO5	PO6	PO7	PO8	PO9	PO10	PO11	PO12	PSO1	PSO2	PSO3
1	3	-	3	-	3	2	-	-	-	-		3	-	-	1
2	3	-	3	-	-	2	-	-	-	-		3	-	3	-
3	3	3	-	-	3	2	-	-	-	-		3	2	-	-
4	3	3	-	-	3	2	-	-	-	-		3	-	3	1
5	3	3	-	3	3	2	-	-	-	-		3	-	3	1
CO	3	3	3	3	3	2	-	-	-	-		3	2	3	1

OEC352 FUNDAMENTALS Of ELECTRONIC DEVICES AND CIRCUITS**L T P C
3 0 0 3****COURSE OBJECTIVES :**

- To give a comprehensive exposure to all types of devices and circuits constructed with discrete components. This helps to develop a strong basis for building linear and digital integrated circuits
- To analyze the frequency response of small signal amplifiers
- To design and analyze single stage and multistage amplifier circuits
- To study about feedback amplifiers and oscillators principles
- To understand the analysis and design of multi vibrators

UNIT I SEMICONDUCTOR DEVICES**9**

PN junction diode, Zener diode, BJT, MOSFET, UJT –structure, operation and V-I characteristics, Rectifiers – Half Wave and Full Wave Rectifier, Zener as regulator

UNIT II AMPLIFIERS**9**

Load line, operating point, biasing methods for BJT and MOSFET, BJT small signal model – Analysis of CE, CB, CC amplifiers- Gain and frequency response –Analysis of CS and Source follower – Gain and frequency response- High frequency analysis.

UNIT III MULTISTAGE AMPLIFIERS AND DIFFERENTIAL AMPLIFIER**9**

Cascode amplifier, Differential amplifier – Common mode and Difference mode analysis – Tuned amplifiers – Gain and frequency response – Neutralization methods.

UNIT IV FEEDBACK AMPLIFIERS AND OSCILLATORS**9**

Advantages of negative feedback – Analysis of Voltage / Current, Series, Shunt feedback Amplifiers – positive feedback–Condition for oscillations, phase shift – Wien bridge, Hartley, Colpitts and Crystal oscillators.

UNIT V POWER AMPLIFIERS AND DC/DC CONVERTERS**9**

Power amplifiers- class A-Class B-Class AB-Class C-Temperature Effect- Class AB Power amplifier using MOSFET –DC/DC convertors – Buck, Boost, Buck-Boost analysis and design.

TOTAL: 45 PERIODS**COURSE OUTCOMES:**

At the end of the course the students will be able to

CO1: Explain the structure and working operation of basic electronic devices.

CO2: Design and analyze amplifiers.

CO3: Analyze frequency response of BJT and MOSFET amplifiers

CO4: Design and analyze feedback amplifiers and oscillator principles.

CO5: Design and analyze power amplifiers and supply circuits

TEXT BOOKS:

1. David A. Bell, "Electronic Devices and Circuits", Oxford Higher Education press, 5 th Edition, 2010.
2. Robert L. Boylestad and Louis Nasheresky, "Electronic Devices and Circuit Theory", 10th Edition, Pearson Education / PHI, 2008.
3. Adel .S. Sedra, Kenneth C. Smith, "Micro Electronic Circuits", Oxford University Press, 7 th Edition, 2014.

REFERENCES:

1. Donald.A. Neamen, "Electronic Circuit Analysis and Design", Tata McGraw Hill, 3 rd Edition, 2010.
2. D.Schilling and C.Belove, "Electronic Circuits", McGraw Hill, 3 rd Edition, 1989
3. Muhammad H.Rashid, "Power Electronics", Pearson Education / PHI , 2004.

CO	PO1	PO2	PO3	PO4	PO5	PO6	PO7	PO8	PO9	PO10	PO11	PO12	PSO1	PSO2	PSO3
1	3	3	3	3	2	1	-	-	-	-	-	1	2	1	1
2	3	2	2	3	2	2	-	-	-	-	-	1	2	1	1
3	3	3	3	2	1	2	-	-	-	-	-	1	2	1	1
4	3	3	2	3	2	2	-	-	-	-	-	1	2	1	1
5	3	2	3	2	2	1	-	-	-	-	-	1	2	1	1
CO	3	3	3	3	2	2	-	-	-	-	-	1	2	1	1

OBJECTIVES:

- To understand the global trends and development methodologies of various types of products and services
- To conceptualize, prototype and develop product management plan for a new product based on the type of the new product and development methodology integrating the hardware, software, controls, electronics and mechanical systems
- To understand requirement engineering and know how to collect, analyze and arrive at requirements for new product development and convert them in to design specification
- To understand system modeling for system, sub-system and their interfaces and arrive at the optimum system specification and characteristics
- To develop documentation, test specifications and coordinate with various teams to validate and sustain up to the EoL (End of Life) support activities for engineering customer

UNIT I BASICS OF PRODUCT DEVELOPMENT 9

Global Trends Analysis and Product decision - Social Trends - Technical Trends- Economical Trends - Environmental Trends - Political/Policy Trends - Introduction to Product Development Methodologies and Management - Overview of Products and Services - Types of Product Development - Overview of Product Development methodologies - Product Life Cycle – Product Development Planning and Management.

UNIT II REQUIREMENTS AND SYSTEM DESIGN 9

Requirement Engineering - Types of Requirements - Requirement Engineering - traceability Matrix and Analysis - Requirement Management - System Design & Modeling - Introduction to System Modeling - System Optimization - System Specification - Sub-System Design - Interface Design.

UNIT III DESIGN AND TESTING 9

Conceptualization - Industrial Design and User Interface Design - Introduction to Concept generation Techniques – Challenges in Integration of Engineering Disciplines - Concept Screening & Evaluation - Detailed Design - Component Design and Verification – Mechanical, Electronics and Software Subsystems - High Level Design/Low Level Design of S/W Program - Types of Prototypes, S/W Testing- Hardware Schematic, Component design, Layout and Hardware Testing – Prototyping - Introduction to Rapid Prototyping and Rapid Manufacturing - System Integration, Testing, Certification and Documentation

UNIT IV SUSTENANCE ENGINEERING AND END-OF-LIFE (EOL) SUPPORT 9

Introduction to Product verification processes and stages - Introduction to Product Validation processes and stages - Product Testing Standards and Certification - Product Documentation - Sustenance -Maintenance and Repair – Enhancements - Product EoL - Obsolescence Management – Configuration Management - EoL Disposal

UNIT V BUSINESS DYNAMICS – ENGINEERING SERVICES INDUSTRY 9

The Industry - Engineering Services Industry - Product Development in Industry versus Academia –The IPD Essentials - Introduction to Vertical Specific Product Development processes -Manufacturing/Purchase and Assembly of Systems - Integration of Mechanical, Embedded and Software Systems – Product Development Trade-offs - Intellectual Property Rights and Confidentiality – Security and Configuration Management.

TOTAL: 45 PERIODS**OUTCOMES:**

Upon completion of the course, the students will be able to:

- Define, formulate, and analyze a problem
- Solve specific problems independently or as part of a team
- Gain knowledge of the Innovation & Product Development process in the Business Context
- Work independently as well as in teams
- Manage a project from start to finish

TEXT BOOKS:

1. Book specially prepared by NASSCOM as per the MoU.
2. Karl T Ulrich and Stephen D Eppinger, "Product Design and Development", Tata McGraw Hill, Fifth Edition, 2011.
3. John W Newstorm and Keith Davis, "Organizational Behavior", Tata McGraw Hill, Eleventh Edition, 2005.

REFERENCES:

1. Hiriappa B, "Corporate Strategy – Managing the Business", Author House, 2013.
2. Peter F Drucker, "People and Performance", Butterworth – Heinemann [Elsevier], Oxford, 2004.
3. Vinod Kumar Garg and Venkita Krishnan N K, "Enterprise Resource Planning – Concepts", Second Edition, Prentice Hall, 2003.
4. Mark S Sanders and Ernest J McCormick, "Human Factors in Engineering and Design", McGraw Hill Education, Seventh Edition, 2013

CO's- PO's & PSO's MAPPING

CO's	PO's												PSO's			
	1	2	3	4	5	6	7	8	9	10	11	12	1	2	3	
1	3	2	3	1						1		1				
2	3	2	3	1						1		1				
3	3	2	3	1	1			1	1	1		1				
4	3	2	3	1	1			1	1	1		1				
5	3	2	3	1	1			1	1	1		1				
AVg.																

OBM333**ASSISTIVE TECHNOLOGY**

L	T	P	C
3	0	0	3

OBJECTIVES:**The student should be made to:**

- To know the hardware requirement various assistive devices
- To understand the prosthetic and orthotic devices
- To know the developments in assistive technology

UNIT I CARDIAC ASSIST DEVICES**9**

Cardiac functions and parameters, principle of External counter pulsation techniques, intra aortic balloon pump, Auxillary ventricle and schematic for temporary bypass of left ventricle, prosthetic heart valves, cardiac pacemaker.

UNIT II HEMODIALYSERS**9**

Physiology of kidney, Artificial kidney, Dialysis action, hemodialyser unit, membrane dialysis, portable dialyser monitoring and functional parameters.

UNIT III HEARING AIDS**9**

Anatomy of ear, Common tests – audiograms, air conduction, bone conduction, masking techniques, SISI, Hearing aids – principles, drawbacks in the conventional unit, DSP based hearing aids.

UNIT IV PROSTHETIC AND ORTHODIC DEVICES**9**

Hand and arm replacement – different types of models, externally powered limb prosthesis, feedback in orthotic system, functional electrical stimulation, sensory assist devices.

UNIT V RECENT TRENDS**9**

Transcutaneous electrical nerve stimulator, bio-feedback, assistive devices in drug delivery

TOTAL:45 PERIODS**OUTCOMES:**

On successful completion of this course, the student will be able to

CO1: Interpret the various mechanical techniques that will help in assisting the heart functions.

CO2: Describe the underlying principles of hemodialyzer machine.

CO3: Indicate the methodologies to assess the hearing loss.

CO4: Evaluate the types of assistive devices for mobilization.

CO5: Explain about TENS and biofeedback system.

TEXT BOOKS:

1. Joseph D. Bronzino, The Biomedical Engineering Handbook, Third Edition: Three Volume Set, CRC Press,2006
2. Marion. A. Hersh, Michael A. Johnson,Assistive Technology for visually impaired and blind,Springer Science & Business Media, 1st edition, 12-May-2010
3. Yadin David, Wolf W. von Maltzahn, Michael R. Neuman, Joseph.D, Bronzino, Clinical Engineering, CRC Press, 1st edition,2010.

REFERENCES:

1. Kenneth J. Turner Advances in Home Care Technologies: Results of the match Project, Springer, 1stedition, 2011.
2. Gerr M. Craddock Assistive Technology-Shaping the future, IOS Press, 1st edition, 2003.
3. 3D Printing in Orthopaedic Surgery, Matthew Dipaola , Elsevier 2019 ISBN 978 -0-323-662116
4. Cardiac Assist Devices, Daniel Goldstein (Editor), Mehmet Oz (Editor), Wiley-Blackwell April 2000 ISBN: 978-0-879-93449-1

CO's	PO's												PSO's			
	1	2	3	4	5	6	7	8	9	10	11	12	1	2	3	
1	3	1	1	1	1											
2	3	1	1	1	1											
3	3	1	1	1	1											
4	3	1	1	1	1											
5	3	1	1	1	1											
AVg.																

OMA352**OPERATIONS RESEARCH**

L T P C
3 0 0 3

OBJECTIVES:

This course will help the students to

- Determine the optimum solution for Linear programming problems.
- Study the Transportation and assignment models and various techniques to solve them.

- Acquire the knowledge of optimality, formulation and computation of integer programming problems.
- Acquire the knowledge of optimality, formulation and computation of dynamic programming problems.
- Determine the optimum solution for non-linear programming problems.

UNIT I LINEAR PROGRAMMING

9

Formulation of linear programming models – Graphical solution – Simplex method - Big M Method – Two phase simplex method - Duality - Dual simplex method.

UNIT II TRANSPORTATION AND ASSIGNMENT PROBLEMS

9

Matrix form of Transportation problems – Loops in T.P – Initial basic feasible solution – Transportation algorithm – Assignment problem – Unbalanced assignment problems .

UNIT III INTEGER PROGRAMMING

9

Introduction – All and mixed I.P.P – Gomory's method – Cutting plane algorithm – Branch and bound algorithm – Zero – one programming.

UNIT IV DYNAMIC PROGRAMMING PROBLEMS

9

Recursive nature of computation – Forward and backward recursion – Resource Allocation model – Cargo – loading model – Work – force size model - Investment model – Solution of L.P.P by dynamic programming .

UNIT V NON - LINEAR PROGRAMMING PROBLEMS

9

Lagrange multipliers – Equality constraints – Inequality constraints – Kuhn – Tucker Conditions – Quadratic programming.

TOTAL:45 PERIODS

OUTCOMES:

At the end of the course, students will be able to

- Could develop a fundamental understanding of linear programming models, able to develop a linear programming model from problem description, apply the simplex method for solving linear programming problems.
- Analyze the concept of developing, formulating, modeling and solving transportation and assignment problems.
- Solve the integer programming problems using various methods.
- Conceptualize the principle of optimality and sub-optimization, formulation and computational procedure of dynamic programming.
- Determine the optimum solution for non linear programming problems.

TEXT BOOKS:

1. Kanti Swarup, P.K.Gupta and Man Mohan, " Operations Research " , Sultan Chand & Sons, New Delhi, Fifth Edition , 1990.
2. Taha. H.A, " Operations Research – An Introduction , Pearson Education, Ninth Edition , New Delhi, 2012.

REFERENCES :

1. J.K.Sharma , " Operations Research - Theory and Applications " Mac Millan India Ltd , Second Edition , New Delhi , 2003.
2. Richard Bronson & Govindasami Naadimuthu , " Operations Research " (Schaum's Outlines – TMH Edition) Tata McGraw Hill, Second Edition, New Delhi, 2004.
3. Pradeep Prabhakar Pai , " Operations Research and Practice", Oxford University Press, New Delhi , 2012.

4. J.P.Singh and N.P.Singh , " Operations Research , Ane Books Pvt.Ltd, New Delhi , 2014.
5. F.S.Hillier and G.J. Lieberman, " Introduction to Operations Research " , Tata McGraw Hill, Eighth Edition , New Delhi, 2005.

	PO 01	PO 02	PO 03	PO 04	PO 05	PO 06	PO 07	PO 08	PO 09	PO 10	PO 11	PO 12	PS 01	PS 02	PS 03
CO1	3	3	0	0	0	0	0	0	2	0	0	2	-	-	-
CO2	3	3	3	2	0	0	0	0	2	0	0	2	-	-	-
CO3	3	3	0	0	0	0	0	0	2	0	0	2	-	-	-
CO4	3	3	0	0	0	0	0	0	2	0	0	2	-	-	-
CO5	3	3	2	2	0	0	0	0	2	0	0	2	-	-	-
Avg	3	3	1	0.8	0	0	0	0	2	0	0	2	-	-	-

OMA353

ALGEBRA AND NUMBER THEORY

L T P C
3 0 0 3

OBJECTIVES:

- To introduce the basic notions of groups, rings, fields which will then be used to solve related problems.
- To examine the key questions in the Theory of Numbers.
- To give an integrated approach to number theory and abstract algebra, and provide a firm basis for further reading and study in the subject.

UNIT I GROUPS AND RINGS

9

Groups: Definition - Properties - Homomorphism - Isomorphism - Cyclic groups - Cosets - Lagrange's theorem.

Rings: Definition - Sub rings - Integral domain - Field - Integer modulo n - Ring homomorphism.

UNIT II FINITE FIELDS AND POLYNOMIALS

9

Rings - Polynomial rings - Irreducible polynomials over finite fields - Factorization of polynomials over finite fields.

UNIT III DIVISIBILITY THEORY AND CANONICAL DECOMPOSITIONS

9

Division algorithm- Base-b representations – Number patterns – Prime and composite numbers – GCD – Euclidean algorithm – Fundamental theorem of arithmetic – LCM.

UNIT IV DIOPHANTINE EQUATIONS AND CONGRUENCES

9

Linear Diophantine equations – Congruence's – Linear Congruence's - Applications : Divisibility tests - Modular exponentiation - Chinese remainder theorem – 2x2 linear systems.

UNIT V CLASSICAL THEOREMS AND MULTIPLICATIVE FUNCTIONS

9

Wilson's theorem – Fermat's Little theorem – Euler's theorem – Euler's Phi functions – Tau and Sigma functions.

TOTAL: 45 PERIODS

OUTCOMES :

- Explain the fundamental concepts of advanced algebra and their role in modern mathematics and applied contexts.
- Demonstrate accurate and efficient use of advanced algebraic techniques.
- The students should be able to demonstrate their mastery by solving non-trivial problems related to the concepts, and by proving simple theorems about the, statements proven by the text

TEXT BOOKS :

1. Grimaldi, R.P and Ramana, B.V., "Discrete and Combinatorial Mathematics", Pearson Education, 5th Edition, New Delhi, 2007.
2. Thomas Koshy, "Elementary Number Theory with Applications", Elsevier Publications , New Delhi , 2002.

REFERENCES:

1. San Ling and Chaoping Xing, "Coding Theory – A first Course", Cambridge Publications, Cambridge, 2004.
2. Niven.I, Zuckerman.H.S., and Montgomery, H.L., "An Introduction to Theory of Numbers" , John Wiley and Sons , Singapore, 2004.
3. Lidl.R., and Pitz. G, "Applied Abstract Algebra", Springer Verlag, New Delhi, 2nd Edition , 2006.

	PO 01	PO 02	PO 03	PO 04	PO 05	PO 06	PO 07	PO 08	PO 09	PO 10	PO 11	PO 12	PS O1	PS O2	PS O3
CO1	3	1	2	-	-	-	2	1	-	1	2	2	-	-	-
CO2	3	3	1	1	3	1	2	1	1	1	2	2	-	-	-
CO3	3	3	2	1	3	1	3	1	1	1	2	3	-	-	-
CO4	3	3	2	2	3	2	2	1	1	1	2	3	-	-	-
CO5	2	2	1	-	3	1	2	1	1	1	3	3	-	-	-
Avg	2.8	2.4	1.6	0.8	2.4	1	2.2	1	0.8	1	2.2	2.6	-	-	-

OMA354**LINEAR ALGEBRA****L T P C
3 0 0 3****COURSE OBJECTIVES:**

- To test the consistency and solve system of linear equations.
- To find the basis and dimension of vector space.
- To obtain the matrix of linear transformation and its eigenvalues and eigenvectors.
- To find orthonormal basis of inner product space and find least square approximation.
- To find eigenvalues of a matrix using numerical techniques and perform matrix decomposition.

UNIT I MATRICES AND SYSTEM OF LINEAR EQUATIONS**9**

Matrices - Row echelon form - Rank - System of linear equations - Consistency - Gauss elimination method - Gauss Jordan method.

UNIT II VECTOR SPACES**9**

Vector spaces over Real and Complex fields - Subspace – Linear space - Linear independence and dependence - Basis and dimension.

UNIT III LINEAR TRANSFORMATION**9**

Linear transformation - Rank space and null space - Rank and nullity - Dimension theorem– Matrix representation of linear transformation - Eigenvalues and eigenvectors of linear transformation – Diagonalization.

UNIT IV INNER PRODUCT SPACES**9**

Inner product and norms - Properties - Orthogonal, Orthonormal vectors - Gram Schmidt orthonormalization process - Least square approximation.

UNIT V EIGEN VALUE PROBLEMS AND MATRIX DECOMPOSITION**9**

Eigen value Problems : Power method, Jacobi rotation method - Singular value decomposition – QR decomposition.

TOTAL : 45 PERIODS

COURSE OUTCOMES:

After the completion of the course the student will be able to

1. Test the consistency and solve system of linear equations.
2. Find the basis and dimension of vector space.
3. Obtain the matrix of linear transformation and its eigenvalues and eigenvectors.
4. Find orthonormal basis of inner product space and find least square approximation.
5. Find eigenvalues of a matrix using numerical techniques and perform matrix decomposition.

TEXT BOOKS

1. Faires J.D. and Burden R., Numerical Methods, Brooks/Cole (Thomson Publications), New Delhi, 2002.
2. Friedberg A.H, Insel A.J. and Spence L, Linear Algebra, Pearson Education, 5th Edition, 2019.

REFERENCES

1. Bernard Kolman, David R. Hill, Introductory Linear Algebra, Pearson Educations, New Delhi, 8th Edition, 2009.
2. Gerald C.F. and Wheatley P.O, Applied Numerical Analysis, Pearson Educations, New Delhi, 7th Edition, 2007.
3. Kumaresan S, Linear Algebra - A geometric approach, Prentice Hall of India, New Delhi, Reprint, 2010.
4. Richard Branson, Matrix Operations, Schaum's outline series, 1989.
5. Strang G, Linear Algebra and its applications, Thomson (Brooks / Cole) New Delhi, 4th Edition, 2005.
6. Sundarapandian V, Numerical Linear Algebra, Prentice Hall of India, New Delhi, 2014.

CO's- PO's & PSO's MAPPING

	PO 01	PO 02	PO 03	PO 04	PO 05	PO 06	PO 07	PO 08	PO 09	PO 10	PO 11	PO 12	PS O1	PS O2	PS O3
CO1	3	3	3	3	2	2	2	1	1	1	1	3	-	-	-
CO2	3	3	3	3	3	2	2	1	1	1	1	3	-	-	-
CO3	3	3	3	3	3	2	2	1	1	1	1	3	-	-	-
CO4	3	3	3	3	3	2	2	1	1	1	1	3	-	-	-
CO5	3	3	3	3	3	2	2	1	1	1	1	3	-	-	-
Avg	3	3	3	3	2.8	2	2	1	1	1	1	3	-	-	-

OBT352

BASICS OF MICROBIAL TECHNOLOGY

L T P C

3 0 0 3

COURSE OBJECTIVE:

- Enable the Non-biological student's to understand about the basics of life science and their pro and cons for living organisms.

UNIT I BASICS OF MICROBES AND ITS TYPES

9

Introduction to microbes, existence of microbes, inventions of great scientist and history, types of microorganisms – Bacteria, Virus, Fungi.

UNIT II MICROBIAL TECHNIQUES

9

Sterilization – types – physical and chemical sterilization, Decontamination, Preservation methods, fermentation, Cultivation and growth of microbes, Diagnostic methods.

UNIT III PATHOGENIC MICROBES

9

Infectious Disease – Awareness, Causative agent, Prevention and control - Cholera, Dengu, Malaria, Diarrhea, Tuberculosis, Typhoid, Covid, HIV.

UNIT IV BENEFICIAL MICROBES

9

Applications of microbes – Clinical microbiology, agricultural microbiology, Food Microbiology, Environmental Microbiology, Animal Microbiology, Marine Microbiology.

UNIT V PRODUCTS FROM MICROBES

9

Fermented products – Fermented Beverages, Curd, Cheese, Mushroom, Agricultural products – Biopesticide, Biofertilizers, Vermi compost, Pharmaceutical products - Antibiotics, Vaccines

TOTAL: 45 PERIODS

COURSE OUTCOMES:

At the end of the course the students will be able to

1. Microbes and their types
2. Cultivation of microbes
3. Pathogens and control measures for safety
4. Microbes in different industry for economy.

TEXT BOOKS

1. Talaron K, Talaron A, Casita, Pelczar and Reid. Foundations in Microbiology, W.C. Brown Publishers, 1993.
2. Pelczar MJ, Chan ECS and Krein NR, Microbiology, Tata McGraw Hill Edition, New Delhi, India.
3. Prescott L.M., Harley J.P., Klein DA, Microbiology, 3rd Edition, Wm. C. Brown Publishers, 1996.

OBT353

BASICS OF BIOMOLECULES

L T P C

3 0 0 3

OBJECTIVES:

- The objective is to offer basic concepts of biochemistry to students with diverse background in life sciences including but not limited to the structure and function of various biomolecules and their metabolism.

UNIT I CARBOHYDRATES

9

Introduction to carbohydrate, classification, properties of monosaccharide, structural aspects of monosaccharides. Introduction to disaccharide (lactose, maltose, sucrose) and polysaccharide (Heparin, starch, and glycogen) biological function of carbohydrate.

UNIT II LIPID AND FATTY ACIDS

9

Introduction to lipid, occurrence, properties, classification of lipid. Importance of phospholipids, sphingolipid and glycerolipid. Biological function of lipid. Fatty acid, Introduction, Nomenclature and classification of fatty acid Essential and non essential fatty acids.

UNIT III AMINO ACIDS AND PROTEIN.

9

Introduction to amino acid, structure, classification of protein based on polarity. Introduction to protein, classification of protein based on solubility, shape, composition and Function. Peptide bond– Structure of peptide bond. Denaturation – renaturation of protein, properties of protein. Introduction to lipoprotein, glycoprotein and nucleoprotein. Biological function of protein.

UNIT IV NUCLEIC ACIDS

9

Introduction to nucleic acid, Difference between nucleotide and nucleoside, composition of DNA & RNA; RNA Structure of Nitrogen bases in DNA and RNA along with the nomenclature- DNA double helix (Watson and crick) model, types of DNA, RNA.

UNIT V VITAMINS AND HORMONES

9

Different types of vitamins, their diverse biochemical functions and deficiency related diseases. Overview of hormones. Hormone mediated signaling. Mechanism of action of steroid hormones, epinephrine, glucagons and insulin. Role of vitamins and hormones in metabolism; Hormonal disorders; Therapeutic uses of vitamins and hormones.

OUTCOMES:

- Students will learn about various kinds of biomolecules and their physiological role.
- Students will gain knowledge about various metabolic disorders and will help them to know the importance of various biomolecules in terms of disease correlation.

TOTAL: 45 PERIODS

TEXT BOOKS

1. Lehninger Principles of Biochemistry 6th Edition by David L. Nelson, Michael M. Cox W.H. Freeman and Company 2017
2. Satyanarayana, U. and U. Chakerapani, "Biochemistry" 3rd Rev. Edition, Books & Allied (P) Ltd., 2006.
3. Rastogi, S.C. "Biochemistry" 2nd Edition, Tata McGraw-Hill, 2003.
4. Conn, E.E., et al., "Outlines of Biochemistry" 5th Edition, John Wiley & Sons, 1987.
5. Outlines of Biochemistry, 5th Edition: By E E Conn, P K Stumpf, G Bruening and R Y Doi. pp 693. John Wiley and Sons, New York. 1987.

REFERENCES

1. Berg, Jeremy M. et al. "Biochemistry", 6th Edition, W.H. Freeman & Co., 2006.
2. Murray, R.K., et al. "Harper's Illustrated Biochemistry", 31st Edition, McGraw-Hill, 2018.
3. Voet, D. and Voet, J.G., "Biochemistry", 4th Edition, John Wiley & Sons Inc., 2010.

OBT354 FUNDAMENTALS OF CELL AND MOLECULAR BIOLOGY

**L T P C
3 0 0 3**

OBJECTIVES:

- To provide knowledge on the fundamentals of cell biology.
- To understand the signalling mechanisms.
- Understand basic principles of molecular biology at intracellular level to regulate growth, division and development.

UNIT I INTRODUCTION TO CELL

9

Cell, cell wall and Extracellular Matrix (ECM), composition, cellular dimensions, Evolution, Organisation, differentiation of prokaryotic and Eukaryotic cells, Virus, bacteria, cyanobacteria,

mycoplasma and prions.

UNIT II CELL ORGANELLES 9

Molecular organisation, biogenesis and function Mitochondria, endoplasmic reticulum, golgi apparatus, plastids, chloroplast, leucoplast, centrosome, lysosome, ribosome, peroxisome, Nucleus and nucleolus. Endo membrane system, concept of compartmentalisation.

UNIT III BIO-MEMBRANE TRANSPORT 9

Physicochemical properties of cell membranes. Molecular constitute of membranes, asymmetrical organisation of lipids and proteins. Solute transport across membrane's-fick's law, simple diffusion, passive-facilitated diffusion, active transport- primary and secondary, group translocation, transport ATPases, membrane transport in bacteria and animals. Transportmechanism- mobile carriers and pores mechanisms. Transport by vesicle formation, endocytosis, exocytosis, cell respiration.

UNIT IV CELL CYCLE 9

Cell cycle- Cell division by mitosis and meiosis, Comparison of meiosis and mitosis, regulation of cell cycle, cell lysis, Cytokinesis, Cell signaling, Cell communication, Cell adhesion and Cell junction, cell cycle checkpoints.

UNIT V CENTRAL DOGMA 9

Overview of Central dogma DNA replication: Meselson & Stahl experiment, bi-directional DNA replication, Okazaki fragments. Structure and function of mRNA, rRNA and tRNA. RNA synthesis: Initiation, elongation and termination of RNA synthesis Introduction to Genetic code- Steps in translation: Initiation, Elongation and termination of protein synthesis.

TOTAL: 45 PERIODS

OUTCOMES:

- Understanding of cell at structural and functional level.
- Understand the central dogma of life and its significance.
- Comprehend the basic mechanisms of cell division.

TEXTBOOKS:

1. Cooper, G.M. and R.E. Hansman "The Cell: A Molecular Approach", 8th Edition, Oxford University Press, 2018
2. Friefelder, David. "Molecular Biology." Narosa Publications, 1999
3. Weaver, Robert F. "Molecular Biology" 11nd Edition, Tata McGraw-Hill, 2003.

REFERENCES:

1. Lodish H, Berk A, MatsudairaP, Kaiser CA, Krieger M, Schot MP, Zipursky L, Darnell J. Molecular Cell Biology, 6th Edition, 2007.
2. Becker, W.M. etal., "The World of the Cell", 9th Edition, Pearson Education, 2003.
3. Campbell, N.A., J.B. Reece and E.J. Simon "Essential Biology", VIIrd Edition, Pearson International, 2007.
4. Alberts, Bruce etal., "Essential Cell Biology", 4th Edition, W.W. Norton, 2013.

OBJECTIVE:

- To impart knowledge about the basics of lean principles, tools and techniques, and implementation in the construction industry.

UNIT I INTRODUCTION**9**

Introduction and overview of the construction project management - Review of Project Management & Productivity Measurement Systems - Productivity in Construction - Daily Progress Report-The state of the industry with respect to its management practices -construction project phases - The problems with current construction management techniques.

UNIT II LEAN MANAGEMENT**9**

Introduction to lean management - Toyota's management principle-Evolution of lean in construction industry - Production theories in construction –Lean construction value - Value in construction - Target value design - Lean project delivery system- Forms of waste in construction industry - Waste Elimination.

UNIT III CORE CONCEPTS IN LEAN**9**

Concepts in lean thinking – Principles of lean construction – Variability and its impact – Traditional construction and lean construction – Traditional project delivery - Lean construction and workflow reliability – Work structuring – Production control.

UNIT IV LEAN TOOLS AND TECHNIQUES**9**

Value Stream Mapping – Work sampling – Last planner system – Flow and pull based production – Last Planner System – Look ahead schedule – constraint analysis – weekly planning meeting- Daily Huddles – Root cause analysis – Continuous improvement – Just in time.

UNIT V LEAN IMPLEMENTATION IN CONSTRUCTION INDUSTRY**9**

Lean construction implementation- Enabling lean through information technology - Lean in design - Design Structure - BIM (Building Information Modelling) - IPD (Integrated Project Delivery) – Sustainability through lean construction approach.

TOTAL : 45 PERIODS**OUTCOMES:**

On completion of this course, the student is expected to be able to

- CO1** Explains the contemporary management techniques and the issues in present scenario.
- CO2** Apply the basics of lean management principles and their evolution from manufacturing industry to construction industry.
- CO3** Develops a better understanding of core concepts of lean construction tools and techniques and their importance in achieving better productivity.
- CO4** Apply lean techniques to achieve sustainability in construction projects.
- CO5** Apply lean construction techniques in design and modeling.

REFERENCES:

- Corfe, C. and Clip, B., Implementing lean in construction: Lean and the sustainability agenda, CIRIA, 2013.
- Shang Gao and Sui Pheng Low, Lean Construction Management: The Toyota Way, Springer, 2014.
- Dave, B., Koskela, L., Kiviniemi, A., Owen, R., and Tzortzopoulos, P., Implementing lean in construction: Lean construction and BIM, CIRIA, 2013.
- Ballard, G., Tommelein, I., Koskela, L. and Howell, G., Lean construction tools and techniques, 2002.
- Salem, O., Solomon, J., Genaidy, A. and Luegring, M., Site implementation and Assessment of Lean Construction Techniques, Lean Construction Journal, 2005.

OPEN ELECTIVE IV

OHS352

PROJECT REPORT WRITING

L T P C
3 0 0 3

COURSE OBJECTIVES

The Course will enable Learners to,

- Understand the essentials of project writing.
- Perceive the difference between general writing and technical writing
- Assimilate the fundamental features of report writing.
- Understand the essential differences that exist between general and technical writing.
- Learn the structure of a technical and project report.

UNIT I

9

Writing Skills – Essential Grammar and Vocabulary – Passive Voice, Reported Speech, Concord, Signpost words, Cohesive Devices – Paragraph writing - Technical Writing vs. General Writing.

UNIT II

9

Project Report – Definition, Structure, Types of Reports, Purpose – Intended Audience – Plagiarism – Report Writing in STEM fields – Experiment – Statistical Analysis.

UNIT III

9

Structure of the Project Report: (Part 1) Framing a Title – Content – Acknowledgement – Funding Details - Abstract – Introduction – Aim of the Study – Background - Writing the research question - Need of the Study/Project Significance, Relevance – Determining the feasibility – Theoretical Framework.

UNIT IV

9

Structure of the Project Report: (Part 2) – Literature Review, Research Design, Methods of Data Collection - Tools and Procedures - Data Analysis - Interpretation - Findings –Limitations -Recommendations – Conclusion – Bibliography.

UNIT V

9

Proof reading a report – Avoiding Typographical Errors – Bibliography in required Format – Font – Spacing – Checking Tables and Illustrations – Presenting a Report Orally – Techniques.

TOTAL:45 PERIODS

OUTCOMES

By the end of the course, learners will be able to

- Write effective project reports.
- Use statistical tools with confidence.
- Explain the purpose and intension of the proposed project coherently and with clarity.
- Create writing texts to suit achieve the intended purpose.
- Master the art of writing winning proposals and projects.

CO-PO & PSO MAPPING

CO	PO												PSO		
	1	2	3	4	5	6	7	8	9	10	11	12	1	2	3
1	2	1	1	1	1	3	2	2	3	3	3	3	-	-	-
2	2	2	2	1	1	1	2	1	2	3	2	3	-	-	-
3	2	2	3	3	2	3	2	2	2	3	2	3	-	-	-
4	3	3	3	3	3	3	3	3	3	3	3	3	-	-	-
5	3	3	3	3	3	3	3	3	3	3	3	3	-	-	-
AVg.	2.4	2.2	2.4	2.2	2	2.6	2.4	2.2	2.6	3	2.6	3	-	-	-

- 1-low, 2-medium, 3-high, ‘-‘- no correlation
- **Note:** The average value of this course to be used for program articulation matrix.

REFERENCES:

1. Gerson and Gerson - Technical Communication: Process and Product, 7th Edition, Prentice Hall(2012)
2. Virendra K. Pamecha - Guide to Project Reports, Project Appraisals and Project Finance (2012)
3. Daniel Riordan - Technical Report Writing Today (1998)
Darla-Jean Weatherford - Technical Writing for Engineering Professionals (2016) Penwell Publishers.

OMA355

ADVANCED NUMERICAL METHODS

L T P C

3 0 0 3

OBJECTIVE:

- To impart knowledge on numerical methods that will come in handy to solve numerically the problems that arise in engineering and technology. This will also serve as a precursor for future research.

UNIT I ALGEBRAIC EQUATIONS AND EIGENVALUE PROBLEM 9

System of nonlinear equations : Fixed point iteration method - Newton's method; System of linear equations: Thomas algorithm for tri diagonal system - SOR iteration methods ; Eigen value problems: Given's method - Householder's method.

UNIT II INTERPOLATION 9

Central difference: Stirling and Bessel's interpolation formulae ; Piecewise spline interpolation: Piecewise linear, piecewise quadratic and cubic spline ; Least square approximation for continuous data (upto 3rd degree).

UNIT III NUMERICAL METHODS FOR ORDINARY DIFFERENTIAL EQUATIONS 9

Explicit Adams - Bashforth Techniques - Implicit Adams - Moulton Techniques, Predictor -Corrector Techniques - Finite difference methods for solving two - point linear boundary value problems - Orthogonal Collocation method.

UNIT IV FINITE DIFFERENCE METHODS FOR ELLIPTIC EQUATIONS 9

Laplace and Poisson's equations in a rectangular region : Five point finite difference schemes - Leibmann's iterative methods - Dirichlet's and Neumann conditions – Laplace equation in polar coordinates : Finite difference schemes .

UNIT V FINITE DIFFERENCE METHOD FOR TIME DEPENDENT PARTIAL DIFFERENTIAL EQUATIONS 9

Parabolic equations : Explicit and implicit finite difference methods – Weighted average approximation - Dirichlet's and Neumann conditions – First order hyperbolic equations - Method of characteristics - Different explicit and implicit methods; Wave equation : Explicit scheme – Stability of above schemes.

TOTAL : 45 PERIODS

OUTCOMES:

Upon completion of this course, the students will be able to:

- CO1: demonstrate the understandings of common numerical methods for nonlinear equations, system of linear equations and eigenvalue problems;
- CO2: understand the interpolation theory;
- CO3: understand the concepts of numerical methods for ordinary differential equations;
- CO4: demonstrate the understandings of common numerical methods for elliptic equations;
- CO5: understand the concepts of numerical methods for time dependent partial differential equations

TEXT BOOKS:

1. Grewal, B.S., "Numerical Methods in Engineering & Science ", Khanna Publications, Delhi, 2013.
2. Gupta, S.K., "Numerical Methods for Engineers", (Third Edition), New Age Publishers, 2015.
3. Jain, M.K., Iyengar, S.R.K. and Jain, R.K., "Computational Methods for Partial Differential Equations", New Age Publishers, 1994.

REFERENCES:

1. Saumyen Guha and Rajesh Srivastava, "Numerical methods for Engineering and Science", Oxford Higher Education, New Delhi, 2010.
2. Burden, R.L., and Faires, J.D., "Numerical Analysis – Theory and Applications", 9 th Edition, Cengage Learning, New Delhi, 2016.
3. Gupta S.K., "Numerical Methods for Engineers", 4th Edition, New Age Publishers, 2019.
4. Sastry, S.S., "Introductory Methods of Numerical Analysis", 5th Edition, PHI Learning, 2015.
5. Morton, K.W. and Mayers D.F., "Numerical solution of Partial Differential equations", Cambridge University press, Cambridge, 2002.

	PO 01	PO 02	PO 03	PO 04	PO 05	PO 06	PO 07	PO 08	PO 09	PO 10	PO 11	PO 12	PS O1	PS O2	PS O3
CO1	3	3	3	3	2	2	2	1	1	1	1	3	-	-	-
CO2	3	3	3	3	3	2	2	1	1	1	1	3	-	-	-
CO3	3	3	3	3	3	2	2	1	1	1	1	3	-	-	-
CO4	3	3	3	3	3	2	2	1	1	1	1	3	-	-	-
CO5	3	3	3	3	3	2	2	1	1	1	1	3	-	-	-
Avg	3	3	3	3	3	2	2	1	1	1	1	3	-	-	-

OMA356**RANDOM PROCESSES****L T P C
3 0 0 3****OBJECTIVES:**

- To introduce the basic concepts of probability, one and two dimensional random variables with applications to engineering which can describe real life phenomenon.
- To understand the basic concepts of random processes which are widely used in communication networks.
- To acquaint with specialized random processes which are apt for modelling the real time scenario.
- To understand the concept of correlation and spectral densities.
- To understand the significance of linear systems with random inputs.

UNIT I RANDOM VARIABLES**9**

Discrete and continuous random variables – Moments – Moment generating functions – Joint Distribution- Covariance and Correlation – Transformation of a random variable.

UNIT II RANDOM PROCESSES**9**

Classification – Characterization – Cross correlation and Cross covariance functions - Stationary Random Processes – Markov process - Markov chain.

UNIT III SPECIAL RANDOM PROCESSES**9**

Bernoulli Process – Gaussian Process - Poisson process – Random telegraph process.

UNIT IV CORRELATION AND SPECTRAL DENSITIES**9**

Auto correlation functions – Cross correlation functions – Properties – Power spectral density – Cross spectral density – Properties.

UNIT V LINEAR SYSTEMS WITH RANDOM INPUTS

9

Linear time invariant system – System transfer function – Linear systems with random inputs – Auto correlation and cross correlation functions of input and output.

TOTAL: 45 PERIODS

OUTCOMES

Upon successful completion of the course, students should be able to:

- Understand the basic concepts of one and two dimensional random variables and apply in engineering applications.
- Apply the concept random processes in engineering disciplines.
- Understand and apply the concept of correlation and spectral densities.
- Get an exposure of various distribution functions and help in acquiring skills in handling situations involving more than one variable.
- Analyze the response of random inputs to linear time invariant systems.

TEXT BOOKS

1. Ibe, O.C., "Fundamentals of Applied Probability and Random Processes ", 1st Indian Reprint, Elsevier, 2007.
2. Peebles, P.Z., "Probability, Random Variables and Random Signal Principles ", Tata McGraw Hill, 4th Edition, New Delhi, 2002.

REFERENCES

1. Cooper. G.R., McGillem. C.D., "Probabilistic Methods of Signal and System Analysis", Oxford University Press, New Delhi, 3rd Indian Edition, 2012.
2. Hwei Hsu, "Schaum's Outline of Theory and Problems of Probability, Random Variables and Random Processes ", Tata McGraw Hill Edition, New Delhi, 2004.
3. Miller. S.L. and Childers. D.G., "Probability and Random Processes with Applications to Signal Processing and Communications ", Academic Press, 2004.
4. Stark. H. and Woods. J.W., "Probability and Random Processes with Applications to Signal Processing ", Pearson Education, Asia, 3rd Edition, 2002.
5. Yates. R.D. and Goodman. D.J., "Probability and Stochastic Processes", Wiley India Pvt. Ltd., Bangalore, 2nd Edition, 2012.

	PO 01	PO 02	PO 03	PO 04	PO 05	PO 06	PO 07	PO 08	PO 09	PO 10	PO 11	PO 12	PS O1	PS O2	PS O3
CO1	3	3	0	0	0	0	0	0	3	0	0	2	-	-	-
CO2	3	3	0	0	0	0	0	0	3	0	0	2	-	-	-
CO3	3	3	0	0	0	0	0	0	3	0	0	2	-	-	-
CO4	3	3	0	0	0	0	0	0	3	0	0	2	-	-	-
CO5	3	3	0	0	0	0	0	0	3	0	0	2	-	-	-
Avg	3	3	0	0	0	0	0	0	3	0	0	2	-	-	-

OMA357

QUEUEING AND RELIABILITY MODELLING

**L T P C
3 0 0 3**

OBJECTIVES:

- To provide necessary basic concepts in probability and random processes for applications such as random signals, linear systems in communication engineering.
- To understand the concept of queueing models and apply in engineering.
- To provide the required mathematical support in real life problems and develop probabilistic models which can be used in several areas of science and engineering.

Avg	3	3	1.4	0.8	0	0	0	0	2	0	0	2	-	-	-
------------	---	---	-----	-----	---	---	---	---	---	---	---	---	---	---	---

OMG354 PRODUCTION AND OPERATIONS MANAGEMENT FOR ENTREPRENEURS

L T P C
3 0 0 3

OBJECTIVES:

- To know the basic concept and function of Production and Operation Management for entrepreneurship.
- To understand the Production process and planning.
- To understand the Production and Operations Management Control for business owners.

UNIT I INTRODUCTION TO PRODUCTION AND OPERATIONS MANGEMENT 9

Functions of Production Management - Relationship between production and other functions – Production management and operations management, Characteristics of modern production and operation management, organisation of production function, recent trends in production /operations management - production as an organisational function, decision making in production Operations research

UNIT II PRODUCTION & OPERATION SYSTEMS 9

Production Systems- principles – Models - CAD and CAM- Automation in Production - Functions and significance- Capacity and Facility Planning: Importance of capacity planning- Capacity measurement – Capacity Requirement Planning (CRP) process for manufacturing and service industry

UNIT III PRODUCTION & OPERATIONS PLANNING 9

Facility Planning – Location of facilities – Location flexibility – Facility design process and techniques – Location break even analysis-Production Process Planning: Characteristic of production process systems – Steps for production process- Production Planning Control Functions – Planning phase- Action phase- Control phase - Aggregate production planning

UNIT IV PRODUCTION & OPERATIONS MANAGEMENT PROCESS 9

Process selection with PLC phases- Process simulation tools- Work Study – Significance – Methods, evolution of normal/ standard time – Job design and rating - Value Analysis - Plant Layout: meaning – characters – Plant location techniques - Types- MRP and Layout Design - Optimisation and Theory of Constraints (TOC)– Critical Chain Project Management (CCPM)- REL (Relationship) Chart – Assembly line balancing- – Plant design optimisation -Forecasting methods.

UNIT V CONTROLLING PRODUCTION & OPERATIONS MANAGEMENT 9

Material requirement planning (MRP)- Concept- Process and control - Inventory control systems and techniques – JIT and Lean manufacturing - Network techniques - Quality Management: Preventive Vs Breakdown maintenance for Quality – Techniques for measuring quality - Control Chart (X , R , p , np and C chart) - Cost of Quality, Continuous improvement (Kaizen) - Quality awards - Supply Chain Management - Total Quality Management - 6 Sigma approach and Zero Defect Manufacturing.

TOTAL 45 : PERIODS

COURSE OUTCOMES

Upon completion of this course the learners will be able:

- CO1: To understand the basics and functions of Production and Operation Management for business owners.
- CO2: To learn about the Production & Operation Systems.
- CO3: To acquaint on the Production & Operations Planning Techniques followed by entrepreneurs in Industries.
- CO4: To known about the Production & Operations Management Processes in organisations.
- CO5: To comprehend the techniques of controlling, Production and Operations in industries.

TEXT BOOKS

1. Cech Thomas V., Principles of water resources: history, development, management and policy. John Wiley and Sons Inc., New York. 2003.
2. Mollinga P. *et al.* "Integrated Water Resources Management", Water in South Asia Volume I, Sage Publications, 2006.

REFERENCES

1. Technical Advisory Committee, Background Papers No: 1, 4 and 7, Stockholm, Sweden. 2002.
2. IWRM Guidelines at River Basin Level (UNESCO, 2008).
3. Tutorial on Basic Principles of Integrated Water Resources Management ,CAP-NET.
http://www.pacificwater.org/userfiles/file/IWRM/Toolboxes/introduction%20to%20iwrn/Tutorial_text.pdf
4. Pramod R. Bhawe, 2011, Water Resources Systems, Narosa Publishers.
5. The 17 Goals, United Nations, <https://sdgs.un.org/goals>.

OMG355

MULTIVARIATE DATA ANALYSIS

L T P C
3 0 0 3

OBJECTIVE:

- To know various multivariate data analysis techniques for business research.

UNIT I INTRODUCTION

9

Uni-variate, Bi-variate and Multi-variate techniques – Classification of multivariate techniques – Guidelines for multivariate analysis and interpretation.

UNIT II PREPARING FOR MULTIVARIATE ANALYSIS

9

Conceptualization of research model with variables, collection of data – Approaches for dealing with missing data – Testing the assumptions of multivariate analysis.

UNIT III MULTIPLE LINEAR REGRESSION ANALYSIS, FACTOR ANALYSIS

9

Multiple Linear Regression Analysis – Inferences from the estimated regression function – Validation of the model. -Approaches to factor analysis – interpretation of results.

UNIT IV LATENT VARIABLE TECHNIQUES

9

Confirmatory Factor Analysis, Structural equation modelling, Mediation models, Moderation models, Longitudinal studies.

UNIT V ADVANCED MULTIVARIATE TECHNIQUES

9

Multiple Discriminant Analysis, Logistic Regression, Cluster Analysis, Conjoint Analysis, multidimensional scaling.

TOTAL: 45 PERIODS

OUTCOMES:

- Demonstrate a sophisticated understanding of the concepts and methods; know the exact scopes and possible limitations of each method; and show capability of using multivariate techniques to provide constructive guidance in decision making.
- Use advanced techniques to conduct thorough and insightful analysis, and interpret the results correctly with detailed and useful information.
- Show substantial understanding of the real problems; conduct deep analysis using correct methods; and draw reasonable conclusions with sufficient explanation and elaboration.
- Write an insightful and well-organized report for a real-world case study, including thoughtful and convincing details.
- Make better business decisions by using advanced techniques in data analytics. ‘

REFERENCES :

1. Joseph F Hair, Rolph E Anderson, Ronald L. Tatham & William C. Black, Multivariate Data Analysis, Pearson Education, New Delhi, 2005.
2. Barbara G. Tabachnick, Linda S.Fidell, Using Multivariate Statistics, 6th Edition, Pearson, 2012.
3. Richard A Johnson and Dean W.Wichern, Applied Multivariate Statistical Analysis, Prentice Hall, New Delhi, 2005.
4. David R Anderson, Dennis J Seveency, and Thomas A Williams, Statistics for Business and Economics, Thompson, Singapore, 2002



OBJECTIVES:

The course aims to

- Outline Fundamental concepts in UI & UX
- Introduce the principles of Design and Building an mobile app
- Illustrate the use of CAD in product design
- Outline the choice and use of prototyping tools
- Understanding design of electronic circuits and fabrication of electronic devices

UNIT I UI/UX 9

Fundamental concepts in UI & UX - Tools - Fundamentals of design principles - Psychology and Human Factors for User Interface Design - Layout and composition for Web, Mobile and Devices - Typography - Information architecture - Color theory - Design process flow, wireframes, best practices in the industry -User engagement ethics - Design alternatives

UNIT II APP DEVELOPMENT 9

SDLC - Introduction to App Development - Types of Apps - web Development - understanding Stack - Frontend - backend - Working with Databases - Introduction to API - Introduction to Cloud services - Cloud environment Setup- Reading and writing data to cloud - Embedding ML models to Apps - Deploying application.

UNIT III INDUSTRIAL DESIGN 9

Introduction to Industrial Design - Points, lines, and planes - Sketching and concept generation - Sketch to CAD - Introduction to CAD tools - Types of 3D modeling - Basic 3D Modeling Tools - Part creation – Assembly - Product design and rendering basics - Dimensioning & Tolerancing

UNIT IV MECHANICAL RAPID PROTOTYPING 9

Need for prototyping - Domains in prototyping - Difference between actual manufacturing and prototyping - Rapid prototyping methods - Tools used in different domains - Mechanical Prototyping; 3D Printing and classification - Laser Cutting and engraving - RD Works - Additive manufacturing

UNIT V ELECTRONIC RAPID PROTOTYPING 9

Basics of electronic circuit design - lumped circuits - Electronic Prototyping - Working with simulation tool - simple PCB design with EDA

TOTAL: 45 PERIODS

COURSE OUTCOMES

At the end of the course, learners will be able to:

- Create quick UI/UX prototypes for customer needs
- Develop web application to test product traction / product feature
- Develop 3D models for prototyping various product ideas
- Built prototypes using Tools and Techniques in a quick iterative methodology

TEXT BOOKS

1. Peter Fiell, Charlotte Fiell, Industrial Design A-Z, TASCHEN America Llc(2003)
2. Samar Malik, Autodesk Fusion 360 - The Master Guide.
3. Steve Krug, Don't Make Me Think, Revisited: A Common Sense Approach to Web Usability, Pearson,3rd edition(2014)

REFERENCES

1. <https://www.adobe.com/products/xd/learn/get-started.html>
2. <https://developer.android.com/guide>
3. <https://help.autodesk.com/view/fusion360/ENU/courses/>
4. https://help.prusa3d.com/en/category/prusaslicer_204

MF3010

MICRO AND PRECISION ENGINEERING

L T P C
3 0 0 3

COURSE OBJECTIVES:

At the end of this course the student should be able to

- Learn about the precision machine tools
- Learn about the macro and micro components.
- Understand handling and operating of the precision machine tools.
- Learn to work with miniature models of existing machine tools/robots and other instruments.
- Learn metrology for micro system

UNIT I INTRODUCTION TO MICROSYSTEMS 9

Design, and material selection, micro-actuators: hydraulic, pneumatic, electrostatic/ magnetic etc. for medical to general purpose applications. Micro-sensors based on Thermal, mechanical, electrical properties; micro-sensors for measurement of pressure, flow, temperature, inertia, force, acceleration, torque, vibration, and monitoring of manufacturing systems.

UNIT II FABRICATION PROCESSES FOR MICRO-SYSTEMS 9

Additive, subtractive, forming process, microsystems-Micro-pumps, micro- turbines, micro engines, micro-robot, and miniature biomedical devices

UNIT III INTRODUCTION TO PRECISION ENGINEERING 9

Machine tools, holding and handling devices, positioning fixtures for fabrication/ assembly of microsystems. Precision drives: inch worm motors, ultrasonic motors, stick- slip mechanism and other piezo-based devices.

UNIT IV PRECISION MACHINING PROCESSES 9

Precision machining processes for macro components - Diamond turning, fixed and free abrasive processes, finishing processes.

UNIT V METROLOGY FOR MICRO SYSTEMS 9

Metrology for micro systems - Surface integrity and its characterization.

TOTAL : 45 PERIODS

COURSE OUTCOMES:

Upon the completion of this course the students will be able to

- Select suitable precision machine tools and operate
- Apply the macro and micro components for fabrication of micro systems.
- Apply suitable machining process
- Able to work with miniature models of existing machine tools/robots and other instruments.
- Apply metrology for micro system

TEXT BOOKS:

1. Davim, J. Paulo, ed. Microfabrication and Precision Engineering: Research and Development. Woodhead Publishing, 2017
2. Gupta K, editor. Micro and Precision Manufacturing. Springer; 2017

REFERENCES:

1. Dornfeld, D., and Lee, D. E., Precision Manufacturing, 2008, Springer.
2. H. Nakazawa, Principles of Precision Engineering, 1994, Oxford University Press.
3. Whitehouse, D. J., Handbook of Surface Metrology, Institute of Physics Publishing, Philadelphia PA, 1994.
4. Murthy.R.L, —Precision Engineering in ManufacturingII, New Age International, New Delhi, 2005

OMF354**COST MANAGEMENT OF ENGINEERING PROJECTS****LT P C****3 0 0 3****COURSE OBJECTIVES:**

- Summarize the costing concepts and their role in decision making
- Infer the project management concepts and their various aspects in selection
- Interpret costing concepts with project execution
- Develop knowledge of costing techniques in service sector and various budgetary control techniques
- Illustrate with quantitative techniques in cost management

UNIT – I INTRODUCTION TO COSTING CONCEPTS 9

Objectives of a Costing System; Cost concepts in decision-making; Relevant cost, Differential cost, Incremental cost and Opportunity cost; Creation of a Database for operational control.'

UNIT – II INTRODUCTION TO PROJECT MANAGEMENT 9

Project: meaning, Different types, why to manage, cost overruns centres, various stages of project execution: conception to commissioning. Project execution as conglomeration of technical and nontechnical activities, Detailed Engineering activities, Pre project execution main clearances and documents, Project team: Role of each member, Importance Project site: Data required with significance, Project contracts

UNIT – III PROJECT EXECUTION AND COSTING CONCEPTS 9

Project execution Project cost control, Bar charts and Network diagram, Project commissioning: mechanical and process, Cost Behavior and Profit Planning Marginal Costing; Distinction between Marginal Costing and Absorption Costing; Break-even Analysis, Cost-Volume-Profit Analysis, Various decision-making problems, Pricing strategies: Pareto Analysis, Target costing, Life Cycle Costing

UNIT – IV COSTING OF SERVICE SECTOR AND BUDGETERY CONTROL 9

Just-in-time approach, Material Requirement Planning, Enterprise Resource Planning, Activity Based Cost Management, Bench Marking; Balanced Score Card and Value-Chain Analysis, Budgetary Control: Flexible Budgets; Performance budgets; Zero-based budgets.

UNIT – V QUANTITATIVE TECHNIQUES FOR COST MANAGEMENT 9

Linear Programming, PERT/CPM, Transportation problems, Assignment problems, Learning Curve Theory.

TOTAL: 45 PERIODS

COURSE OUTCOMES

Upon successful completion of the course, students should be able to:

CO1: Understand the costing concepts and their role in decision making.

CO2: Understand the project management concepts and their various aspects in selection.

CO3: Interpret costing concepts with project execution.

CO4: Gain knowledge of costing techniques in service sector and various budgetary control techniques.

CO5: Become familiar with quantitative techniques in cost management.

TEXT BOOKS:

1. John M. Nicholas, Herman Steyn Project Management for Engineering, Business and Technology, Taylor & Francis, 2 August 2020, ISBN: 9781000092561.
2. Albert Lester, Project Management, Planning and Control, Elsevier/Butterworth-Heinemann, 2007, ISBN: 9780750669566, 075066956X.

REFERENCES:

1. Ashish K. Bhattacharya, Principles & Practices of Cost Accounting A. H. Wheeler publisher, 1991.
2. Charles T. Horngren and George Foster, Advanced Management Accounting, 1988.
3. Charles T. Horngren et al Cost Accounting a Managerial Emphasis, Prentice Hall of India, New Delhi, 2011.
4. Robert S Kaplan Anthony A. Alkinson, Management & Cost Accounting, 2003.
5. Vohra N.D., Quantitative Techniques in Management, Tata McGraw Hill Book Co. Ltd, 2007.

AU3002

BATTERIES AND MANAGEMENT SYSTEM

L T P C

3 0 0 3

COURSE OBJECTIVES:

The objective of this course is to make the students to understand the working and characteristics of different types of batteries and their management .

UNIT I **ADVANCED BATTERIES**

9

Li-ion Batteries-different formats, chemistry, safe operating area, efficiency, aging. Characteristics-SOC,DOD, SOH. Balancing-Passive Balancing Vs Active Balancing. Other Batteries-NCM and NCA Batteries. *NCR18650B* specifications.

UNIT II **BATTERY PACK**

9

Battery Pack- design, sizing, calculations, flow chart, real and simulation Model. Peak power – definition, testing methods-relationships with Power, Temperature and ohmic Internal Resistance. Cloud based and Local Smart charging.

UNIT III **BATTERY MODELLING**

9

Battery Modelling Methods-Equivalent Circuit Models, Electrochemical Model, Neural Network Model. ECM Comparisons- Rint model, Thevenin model, PNGV model. State space Models- Introduction. Battery Modelling software/simulation frameworks

UNIT IV **BATTERY STATE ESTIMATION**

9

SOC Estimation- Definition, importance, single cell Vs series batteries SOC. Estimation Methods- Load voltage, Electromotive force, AC impedance, Ah counting, Neural networks, Neuro-fuzzy forecast method, Kalman filter. Estimation Algorithms.

UNIT V BMS ARCHITECTURE AND REAL TIME COMPONENTS**9**

Battery Management System- need, operation, classification. BMS ASIC-bq76PL536A-Q1 Battery Monitor IC- CC2662R-Q1 Wireless BMS MCU. Communication Modules- CAN Open-Flex Ray-CANedge1 package.ARBIN Battery Tester. BMS Development with Modeling software and Model-Based Design.

TOTAL =45 PERIODS**COURSE OUTCOMES:**

At the end of this course, students will be able to

1. Acquire knowledge of different Li-ion Batteries performance.
2. Design a Battery Pack and make related calculations.
3. Demonstrate a BatteryModel or Simulation.
4. Estimate State-of-Charges in a Battery Pack.
5. Approach different BMS architectures during real world usage.

TEXT BOOKS

1. Jiuchun Jiang and Caiping Zhang, "Fundamentals and applications of Lithium-Ion batteriesin Electric Drive Vehicles", Wiley, 2015.
2. Davide Andrea , "Battery Management Systems for Large Lithium-Ion Battery Packs" ARTECH House, 2010.

REFERENCE BOOKS

1. Developing Battery Management Systems with Simulink and Model-Based Design-whitepaper
2. Panasonic *NCR18650B- DataSheet*
3. bq76PL536A-Q1- IC DataSheet
4. CC2662R-Q1- IC DataSheet

AU3008**SENSORS AND ACTUATORS****L T P C
3 0 0 3****COURSE OBJECTIVES:**

- The objective of this course is to make the students to list common types of sensor and actuators used in automotive vehicles.

UNIT I INTRODUCTION TO MEASUREMENTS AND SENSORS**9**

Sensors: Functions- Classifications- Main technical requirement and trends Units and standards- Calibration methods- Classification of errors- Error analysis- Limiting error- Probable error-Propagation of error- Odds and uncertainty- principle of transduction-Classification. Static characteristics-mathematical model of transducers- Zero, First and Second order transducers-Dynamic characteristics of first and second order transducers for standard test inputs.

UNIT II VARIABLE RESISTANCE AND INDUTANCE SENSORS**9**

Principle of operation- Construction details- Characteristics and applications of resistive potentiometer- Strain gauges- Resistive thermometers- Thermistors- Piezoresistive sensors Inductive potentiometer- Variable reluctance transducers:- EI pick up and LVDT

UNIT III VARIABLE AND OTHER SPECIAL SENSORS**9**

Variable air gap type, variable area type and variable permittivity type- capacitor microphone Piezoelectric, Magnetostrictive, Hall Effect, semiconductor sensor- digital transducers-Humidity Sensor. Rain sensor, climatic condition sensor, solar, light sensor, antiglare sensor.

UNIT IV AUTOMOTIVE ACTUATORS**9**

Electromechanical actuators- Fluid-mechanical actuators- Electrical machines- Direct-current machines- Three-phase machines- Single-phase alternating-current Machines - Duty-type ratings for electrical machines. Working principles, construction and location of actuators viz. Solenoid, relay, stepper motor etc.

UNIT V AUTOMATIC TEMPERATURE CONTROL ACTUATORS**9**

Different types of actuators used in automatic temperature control- Fixed and variable displacement temperature control- Semi Automatic- Controller design for Fixed and variable displacement type air conditioning system.

TOTAL :45 PERIODS**COURSE OUTCOMES:**

At the end of the course, the student will be able to

1. List common types of sensor and actuators used in vehicles.
2. Design measuring equipment's for the measurement of pressure force, temperature and flow.
3. Generate new ideas in designing the sensors and actuators for automotive application
4. Understand the operation of these sensors, actuators and electronic control.
5. Design temperature control actuators for vehicles.

TEXT BOOKS:

1. Doebelin's Measurement Systems: 7th Edition (SIE), Ernest O. Doebelin Dhanesh N. Manik McGraw Hill Publishers, 2019.
2. Robert Brandy, "Automotive Electronics and Computer System", Prentice Hall, 2001
3. William Kimberley, "Bosch Automotive Handbook", 6th Edition, Robert Bosch GmbH, 2004.
4. Bosch Automotive Electrics and Automotive Electronics Systems and Components, Networking and Hybrid Drive, 5th Edition, 2007, ISBN No: 978-3-658-01783-5.

REFERENCES:

1. James D Halderman, "Automotive Electrical and Electronics", Prentice Hall, USA, 2013
2. Tom Denton, "Automotive Electrical and Electronics Systems," Third Edition, 2004, SAE International.
3. Patranabis.D, "Sensors and Transducers", 2nd Edition, Prentice Hall India Ltd, 2003
4. William Ribbens, "Understanding Automotive Electronics -An Engineering Perspective," 7th Edition, Elsevier Butterworth-Heinemann Publishers, 2012.

WVA UNIVERSITY

 PROGRESS THROUGH KNOWLEDGE

OAS353**SPACE VEHICLES**

L	T	P	C
3	0	0	3

OBJECTIVES:

- To interpret the missile space stations, space vs earth environment.
- To explain the life support systems, mission logistics and planning.
- To deploy the skills effectively in the understanding of space vehicle configuration design.
- To explain Engine system and support of space vehicle
- To interpret nose cone configuration of space vehicle

UNIT I FUNDAMENTAL ASPECTS**9**

Energy and Efficiencies of power plants for space vehicles – Typical Performance Values – Mission design – Structural design aspects during launch - role of launch environment on launch vehicle integrity.

UNIT II SELECTION OF ROCKET PROPULSION SYSTEMS**9**

Ascent flight mechanics – Launch vehicle selection process – Criteria for Selection for different missions – selection of subsystems – types of staging – Interfaces – selection and criteria for stages and their role in launch vehicle configuration design.

UNIT III ENGINE SYSTEMS, CONTROLS, AND INTEGRATION**9**

Propellant Budget – Performance of Complete or Multiple Rocket Propulsion Systems – Engine Design – Engine Controls – Engine System Calibration – System Integration and Engine Optimization.

UNIT IV THRUST VECTOR CONTROL**9**

TVC Mechanisms with a Single Nozzle – TVC with Multiple Thrust Chambers or Nozzles – Testing – Integration with Vehicle – SITVC method – other jet control methods - exhaust plume problems in space environment

UNIT V NOSE CONE CONFIGURATION**9**

Aerodynamic aspects on the selection of nose shape of a launch vehicle - design factors in the finalization of nose configuration with respect to payload - nose cone thermal protection system - separation of fairings - payload injection mechanism

TOTAL: 45 PERIODS**OUTCOMES:**

On successful completion of this course, the student will be able to

- Explain exotic space propulsion concepts, such as nuclear, solar sail, and antimatter.
- Apply knowledge in selecting the appropriate rocket propulsion systems.
- interpret the air-breathing propulsion suitable for initial stages and fly-back boosters.
- Analyze aerodynamics aspect, including boost-phase lift and drag, hypersonic, and re-entry.
- Adapt from aircraft engineers moving into launch vehicle, spacecraft, and hypersonic vehicle design.

OIM352**MANAGEMENT SCIENCE****L T P C
3 0 0 3****COURSE OBJECTIVES:**

Of this course are

1. To introduce fundamental concepts of management and organization to students.
2. To impart knowledge to students on various aspects of marketing, quality control and marketing strategies.
3. To make students familiarize with the concepts of human resources management.
4. To acquaint students with the concepts of project management and cost analysis.
5. To make students familiarize with the concepts of planning process and business strategies.

UNIT I INTRODUCTION TO MANAGEMENT AND ORGANISATION**9**

Concepts of Management and organization- nature, importance and Functions of Management, Systems Approach to Management - Taylor's Scientific Management Theory- Fayal's Principles of Management- Maslow's theory of Hierarchy of Human Needs- Douglas McGregor's Theory X and Theory Y-Hertzberg Two Factor Theory of Motivation-Leadership Styles, Social responsibilities of Management, Designing Organisational Structures: Basic concepts related to Organisation - Departmentation and Decentralisation.

UNIT II OPERATIONS AND MARKETING MANAGEMENT**9**

Principles and Types of Plant Layout-Methods of Production(Job, batch and Mass Production), Work Study - Basic procedure involved in Method Study and Work Measurement – Business Process Reengineering (BPR)-Statistical Quality Control: control charts for Variables and Attributes (simple Problems) and Acceptance Sampling, Objectives of Inventory control, EOQ, ABC Analysis, Purchase Procedure, Stores Management and Store Records - JIT System, Supply Chain Management, Functions of Marketing, Marketing Mix, and Marketing Strategies based on Product Life Cycle.

UNIT III HUMAN RESOURCES MANAGEMENT**9**

Concepts of HRM, HRD and Personnel Management and Industrial Relations (PMIR), HRM vs PMIR, Basic functions of HR Manager: Manpower planning, Recruitment, Selection, Training and Development, Wage and Salary Administration, Promotion, Transfer, Performance Appraisal, Grievance Handling and Welfare Administration, Job Evaluation and Merit Rating –Capability Maturity Model (CMM) Levels.

UNIT IV PROJECT MANAGEMENT**9**

Network Analysis, Programme Evaluation and Review Technique (PERT), Critical Path Method(CPM), identifying critical path, Probability of Completing the project within given time, Project Cost Analysis, Project Crashing (simple problems).

UNIT V STRATEGIC MANAGEMENT AND CONTEMPORARY STRATEGIC ISSUES**9**

Mission, Goals, Objectives, Policy, Strategy, Programmes, Elements of Corporate Planning Process, Environmental Scanning, Value Chain Analysis, SWOT Analysis, Steps in Strategy Formulation and Implementation, Generic Strategy alternatives. Bench Marking and Balanced Score Cards Contemporary Business Strategies.

TOTAL: 45 PERIODS**COURSE OUTCOMES:**

Upon completion of the course, Students will be able to

CO1: Plan an organizational structure for a given context in the organization to carry out production operations through Work-study.

CO2: Survey the markets, customers and competition better and price the given products appropriately

CO3: Ensure quality for a given product or service.

CO4: Plan, schedule and control projects through PERT and CPM.

CO5: Evaluate strategy for a business or service organisation.

TEXTBOOKS:

1. Kanishka Bedi, Production and Operations Management, Oxford University Press, 2007.
2. Stoner, Freeman, Gilbert, Management, 6th Ed, Pearson Education, New Delhi, 2004.
3. Thomas N. Duening & John M. Ivancevich Management Principles and Guidelines, Biztantra, 2007.
4. P. Vijay Kumar, N. Appa Rao and Ashnab, Chnalill, Cengage Learning India, 2012.

REFERECES:

1. Kotler Philip and Keller Kevin Lane: Marketing Management, Pearson, 2012.
2. Koontz and Weihrich: Essentials of Management, McGraw Hill, 2012.
3. Lawrence R Jauch, R. Gupta and William F. Glueck: Business Policy and Strategic Management Science, McGraw Hill, 2012.
4. Samuel C. Certo: Modern Management, 2012.

CO's- PO's & PSO's MAPPING

CO's	PO's												PSO's		
	1	2	3	4	5	6	7	8	9	10	11	12	1	2	3
1	3			3	3	3		3	3	2			2	3	
2	3			2	3	3		2	3	2				2	
3	3			3	2	2		3	2	2					2
4	3			3	3	2		3	2	3					3
5	3			2	3	3		2	3	3			2	1	
AVg.	3			2.6	2.8	2.6		2.6	2.6	2.4			2	2	2.5

COURSE OBJECTIVES:

- To understand the concept of production planning and control act work study,
- To apply the concept of product planning,
- To analyze the production scheduling,
- To apply the Inventory Control concepts.
- To prepare the manufacturing requirement Planning (MRP II) and Enterprise Resource Planning (ERP).

UNIT I INTRODUCTION**9**

Objectives and benefits of planning and control-Functions of production control-Types of production-job- batch and continuous-Product development and design-Marketing aspect - Functional aspects-Operational aspect-Durability and dependability aspect aesthetic aspect. Profit consideration-Standardization, Simplification & specialization- Break even analysis-Economics of a new design.

UNITII WORK STUDY**9**

Method study, basic procedure-Selection-Recording of process - Critical analysis, Development - Implementation - Micro motion and memo motion study – work measurement - Techniques of work measurement - Time study - Production study - Work sampling - Synthesis from standard data - Predetermined motion time standards.

UNITIII PRODUCT PLANNING AND PROCESS PLANNING**9**

Product planning-Extending the original product information-Value analysis-Problems in lack of product planning-Process planning and routing-Pre requisite information needed for process planning- Steps in process planning-Quantity determination in batch production-Machine capacity, balancing- Analysis of process capabilities in a multi product system.

UNITIV PRODUCTION SCHEDULING**9**

Production Control Systems-Loading and scheduling-Master Scheduling-Scheduling rules-Gantt charts-Perpetual loading-Basic scheduling problems - Line of balance – Flow production scheduling-Batch production scheduling-Product sequencing – Production Control systems- Periodic batch control-Material requirement planning kanban – Dispatching-Progress reporting and expediting- Manufacturing lead time-Techniques for aligning completion times and due dates.

UNIT V INVENTORY CONTROL AND RECENT TRENDS IN PPC**9**

Inventory control-Purpose of holding stock-Effect of demand on inventories-Ordering procedures. Two bin system - Ordering cycle system-Determination of Economic order quantity and economic lot size-ABC analysis - Recorder procedure-Introduction to computer integrated production planning systems-elements of JUST IN TIME SYSTEMS-Fundamentals of MRP II and ERP.

TOTAL : 45 PERIODS**COURSE OUTCOMES:**

Upon completion of this course,

CO1:The students can able to prepare production planning and control act work study,

CO2:The students can able to prepare product planning,

CO3:The students can able to prepare production scheduling,

CO4:The students can able to prepare Inventory Control.

CO5:They can plan manufacturing requirements manufacturing requirement Planning (MRP II) and Enterprise Resource Planning (ERP).

TEXT BOOKS:

1. James. B. Dilworth, "Operations management – Design, Planning and Control for manufacturing and services" Mcgraw Hill International edition 1992.

2. Martand Telsang, "Industrial Engineering and Production Management", First edition, S. Chand and Company, 2000.

REFERENCES

1. Chary. S.N., "Theory and Problems in Production & Operations Management", Tata McGraw Hill, 1995.
2. Elwood S.Buffa, and Rakesh K.Sarin, "Modern Production / Operations Management", 8th Edition John Wiley and Sons, 2000
3. Jain. K.C. & Aggarwal. L.N., "Production Planning Control and Industrial Management", Khanna Publishers, 1990
4. Kanishka Bedi, "Production and Operations management", 2nd Edition, Oxford university press, 2007.
5. Melynck, Denzler, " Operations management – A value driven approach" Irwin Mcgraw hill.
6. Norman Gaither, G. Frazier, "Operations Management" 9th Edition, Thomson learning IE, 2007
7. Samson Eilon, "Elements of Production Planning and Control", Universal Book Corpn.1984
8. Upendra Kachru, " Production and Operations Management – Text and cases" 1st Edition, Excel books 2007

CO's- PO's & PSO's MAPPING

CO's	PO's												PSO's		
	1	2	3	4	5	6	7	8	9	10	11	12	1	2	3
1	3	3			3		1				1		3		
2	3	2			3									2	
3		2			3									2	
4		2	2												
5	3	3	2											1	
AVg.	3	2.6	2		3		1				1		3	1.8	

OIE353

OPERATIONS MANAGEMENT

**L T P C
3 0 0 3**

COURSE OBJECTIVE:

- Recognize and appreciate the concept of Production and Operations Management in creating and enhancing a firm's competitive advantages.
- Describe the concept and contribution of various constituents of Production and Operations Management (both manufacturing and service).
- Relate the interdependence of the operations function with the other key functional areas of a firm.
- Teach analytical skills and problem-solving tools to the analysis of the operations problems.
- Apply scheduling and Lean Concepts for improving System Performance.

UNIT I INTRODUCTION TO OPERATIONS MANAGEMENT

9

Operations Management – Nature, Importance, historical development, transformation processes, differences between services and goods, a system perspective, functions, challenges, current priorities, recent trends; Operations Strategy - Strategic fit , framework; Supply Chain Management

UNIT II FORECASTING, CAPACITY AND FACILITY DESIGN

9

Demand Forecasting - Need, Types, COURSE OBJECTIVES and Steps. Overview of Qualitative and Quantitative methods. Capacity Planning - Long range, Types, Developing capacity alternatives. Overview of sales and operations planning. Overview of MRP, MRP II and ERP. Facility Location – Theories, Steps in Selection, Location Models. Facility Layout – Principles, Types, Planning tools and techniques.

UNIT III DESIGN OF PRODUCT, PROCESS AND WORK SYSTEMS 9
 Product Design – Influencing factors, Approaches, Legal, Ethical and Environmental issues.
 Process – Planning, Selection, Strategy, Major Decisions. Work Study – COURSE OBJECTIVES,
 Procedure. Method Study and Motion Study. Work Measurement and Productivity – Measuring
 Productivity and Methods to improve productivity.

UNIT IV MATERIALS MANAGEMENT 9
 Materials Management – COURSE OBJECTIVES, Planning, Budgeting and Control. Purchasing –
 COURSE OBJECTIVES, Functions, Policies, Vendor rating and Value Analysis. Stores
 Management – Nature, Layout, Classification and Coding. Inventory – COURSE OBJECTIVES, Costs
 and control techniques. Overview of JIT.

UNIT V SCHEDULING AND PROJECT MANAGEMENT 9
 Project Management – Scheduling Techniques, PERT, CPM; Scheduling - work centers – nature,
 importance; Priority rules and techniques, shopfloor control; Flow shop scheduling – Johnson's
 Algorithm – Gantt charts; personnel scheduling in services.

TOTAL: 45 PERIODS

COURSE OUTCOMES:

- CO1:** The students will appreciate the role of Production and Operations management in enabling and enhancing a firm's competitive advantages in the dynamic business environment.
- CO2:** The students will obtain sufficient knowledge and skills to forecast demand for Production and Service Systems.
- CO3:** The students will be able to Formulate and Assess Aggregate Planning strategies and Material Requirement Plan.
- CO4:** The students will be able to develop analytical skills to calculate capacity requirements and developing capacity alternatives.
- CO5:** The students will be able to apply scheduling and Lean Concepts for improving System Performance.

TEXT BOOKS

1. Richard B. Chase, Ravi Shankar, F. Robert Jacobs, Nicholas J. Aquilano, Operations and Supply Management, Tata McGraw Hill, 12th Edition, 2010.
2. Norman Gaither and Gregory Frazier, Operations Management, South Western Cengage Learning, 2002.

REFERENCES

1. William J Stevenson, Operations Management, Tata McGraw Hill, 9th Edition, 2009.
2. Russel and Taylor, Operations Management, Wiley, Fifth Edition, 2006.
3. Kanishka Bedi, Production and Operations Management, Oxford University Press, 2004.
4. Chary S. N, Production and Operations Management, Tata McGraw Hill, Third Edition, 2008.
5. Aswathappa K and Shridhara Bhat K, Production and Operations Management, Himalaya Publishing House, Revised Second Edition, 2008.
6. Mahadevan B, Operations Management Theory and practice, Pearson Education, 2007.
7. Pannerselvam R, Production and Operations Management, Prentice Hall India, Second Edition, 2008.

CO's- PO's & PSO's MAPPING

CO's	PO's												PSO's		
	1	2	3	4	5	6	7	8	9	10	11	12	1	2	3
1	3											2			
2		3	3											3	3
3		2	3	3									2	3	
4		3	3	3									2	3	
5			3	2											
AVg.	3	2.6	3	2.6								2	2	3	3

COURSE OBJECTIVES:

1. Demonstrate an understanding of how occupational hygiene standards are set and used in work health and safety.
2. Compare and contrast the roles of environmental and biological monitoring in work health and safety
3. Outline strategies for identifying, assessing and controlling risks associated with airborne gases, vapours and particulates
4. Discuss how personal protective equipment can be used to reduce risks associated with workplace exposures
5. Provide high-level advice on managing and controlling noise and noise-related hazards

UNIT I INTRODUCTION AND SCOPE**9**

Occupational Health and Environmental Safety Management - Principles practices. Comm on Occupational diseases: Occupational Health Management Services at the work place. Pre-employment, periodic medical examination of workers, medical surveillance for control of occupational diseases and health records.

UNIT II MONITORING FOR SAFETY, HEALTH & ENVIRONMENT**9**

Occupational Health and Environment Safety Management System, ILO and EPA Standards Industrial Hygiene: Definition of Industrial Hygiene, Industrial Hygiene: Control Methods, Substitution, Changing the process, Local Exhaust Ventilation, Isolation, Wet method, Personal hygiene, housekeeping and maintenance, waste disposal, special control measures.

UNIT III OCCUPATIONAL HEALTH AND ENVIRONMENTAL SAFETY EDUCATION**9**

Element of training cycle, Assessment of needs. Techniques of training, design and development of training programs. Training methods and strategies types of training. Evaluation and review of training programs. Occupational Health Hazards, Promoting Safety, Safety and Health training, Stress and Safety, Exposure Limit .

UNIT IV OCCUPATIONAL SAFETY, HEALTH AND ENVIRONMENT MANAGEMENT**9**

Bureau of Indian standards on safety and health 14489 - 1998 and 15001 – 2000, OSHA, Process Safety Management (PSM) as per OSHA, PSM principles, OHSAS – 18001, EPA Standards, Performance measurements to determine effectiveness of PSM. Importance of Industrial safety, role of safety department,

UNIT V INDUSTRIAL HAZARDS**9**

Radiation: Types and effects of radiation on human body, Measurement and detection of radiation intensity. Effects of radiation on human body, Measurement – disposal of radioactive waste, Control of radiation ii. Noise and Vibration: Sources, and its control, Effects of noise on the auditory system and health, Measurement of noise , Different air pollutants in industries, Effect of different gases and particulate matter ,acid fumes ,smoke, fog on human health, Vibration: effects.

TOTAL: 45 PERIODS**COURSE OUTCOMES:**

Students able to

CO1: Explain and apply human factors engineering concepts in both evaluation of existing systems and design of new systems

CO2: Specify designs that avoid occupation related injuries

CO3: Define and apply the principles of work design, motion economy, and work environment design.

CO4: Identify the basic human sensory, cognitive, and physical capabilities and limitations with respect to human-machine system performance.

CO5: Acknowledge the impact of workplace design and environment on productivity

TEXT BOOKS:

1. R. K. Jain and Sunil S. Rao , Industrial Safety , Health and Environment Management Systems, Khanna publishers, New Delhi (2006)
2. Slote. L, Handbook of Occupational Safety and Health, John Willey and Sons, New York .

REFERENCES:

1. Jeanne MagerStellman, Encyclopedia of Occupational Health and Safety (ILO) Ms. Irma Jourdan publication
2. Frank P Lees - Loss of prevention in Process Industries, Vol. 1 and 2,
3. ButterworthHeinemann Ltd., London (1991). 2. Industrial Safety - National Safety Council of India
4. Frank P Lees – Loss of prevention in Process Industries , Vol. 1 and 2, Butterworth- Heinemann Ltd., London
5. R. K. Jain and Sunil S. Rao, Industrial Safety , Health and Environment Management Systems, Khanna publishers, New Delhi (2006).

CO's- PO's & PSO's MAPPING

CO's	PO's												PSO's		
	1	2	3	4	5	6	7	8	9	10	11	12	1	2	3
1	2		2		2	-	-	-	-	-	2	-	-	-	-
2	-		2		-	-	1	-	-	-	1	-	-	-	-
3	-		-		2	-	-	-	-	-	2	-	-	-	-
4	-		-		-	-	-	-	2	-	3	-	-	-	-
5	-		-		-	-	-	1	-	-	-	-	-	-	-
AVg.	2	-	2	-	-	-	1	1	2	-	2	-	-	-	-

OSF353**CHEMICAL PROCESS SAFETY****L T P C
3 0 0 3****COURSE OBJECTIVES**

- Teach the principles of safety applicable to the design, and operation of chemical process plants.
- Ensure that potential hazards are identified and mitigation measures are in place to prevent unwanted release of energy.
- Learn about the hazardous chemicals into locations that could expose employees and others to serious harm.
- Focuses on preventing incidents and accidents during large scale manufacturing of chemicals and pharmaceuticals.
- Ensure that the general design of the plant is capable of complying with the dose limits in force and with the radioactive releases.

UNIT I SAFETY IN THE STORAGE AND HANDLING OF CHEMICALS AND GASES 9

Types of storage-general considerations for storage layouts- atmospheric venting, pressure and temperature relief - relief valve sizing calculations - storage and handling of hazardous chemicals and industrial gases, safe disposal methods, reaction with other chemicals, hazards during transportation - pipe line transport - safety in chemical laboratories.

UNIT II CHEMICAL REACTION HAZARDS 9

Hazardous inorganic and organic reactions and processes, Reactivity as a process hazard, Detonations, Deflagrations, and Runaways, Assessment and Testing strategies, Self - heating hazards of solids, Explosive potential of chemicals, Structural groups and instability of chemicals, Thermochemical screening,

UNIT III SAFETY IN THE DESIGN OF CHEMICAL PROCESS PLANTS 9

Design principles -Process design development -types of designs, feasibility survey, preliminary design, Flow diagrams, piping and instrumentation diagram, batch versus continuous operation, factors in equipment scale up and design, equipment specifications - reliability and safety in designing - inherent safety - engineered safety - safety during startup and shutdown - non destructive testing methods - pressure and leak testing - emergency safety devices - scrubbers and flares- new concepts in safety design and operation- Pressure vessel testing standards- Inspection techniques for boilers and reaction vessels.

UNIT IV SAFETY IN THE OPERATION OF CHEMICAL PROCESS PLANTS 9

Properties of chemicals - Material Safety Data Sheets - the various properties and formats used - methods available for property determination. Operational activities and hazards -standards operating procedures - safe operation of pumps, compressors, heaters, column, reactors, pressure vessels, storage vessels, piping systems - effects of pressure, temperature, Flow rate and humidity on operations - corrosion and control measures- condition monitoring - control valves - safety valves - pressure reducing valves, drains, bypass valves, inert gases. Chemical splashes, eye irrigation and automatic showers.

UNIT V SAFETY AND ANALYSIS 9

Safety vs reliability- quantification of basic events, system safety quantification, Human error analysis, Accident investigation and analysis, OSHAS 18001 and OSHMS.

TOTAL: 45 PERIODS**COURSE OUTCOMES:****Students able to**

- CO1** Differentiate between inherent safety and engineered safety and recognize the importance of safety in the design of chemical process plants.
- CO2** Develop thorough knowledge about safety in the operation of chemical plants.
- CO3** Apply the principles of safety in the storage and handling of gases.
- CO4** Identify the conditions that lead to reaction hazards and adopt measures to prevent them.
- CO5** Develop thorough knowledge about

TEXT BOOK

- 1 David A Crowl & Joseph F Louvar, "Chemical Process safety", Pearson publication, 3rd Edition, 2014
- 2 Maurice Jones .A, "Fire Protection Systems, 2nd edition, Jones & Bartlett Publishers, 2015

REFERENCES:

1. Ralph King and Ron Hirst, "King's safety in the process industries", Arnold, London, 1998.
2. Industrial Environment and its Evolution and Control, NIOSH Publication, 1973.
3. National Safety Council, "Accident prevention manual for industrial operations". Chicago, 1982.
4. Lewis, Richard. J., Sr, "Sax's dangerous properties of materials". (Ninth edition). Van Nostrand Reinhold, New York, 1996.
5. Roy E Sanders, "Chemical Process Safety", 3rd Edition, Gulf professional publishing, 2006

CO's- PO's & PSO's MAPPING

CO\PO's	PO's												PSO's		
	1	2	3	4	5	6	7	8	9	10	11	12	1	2	3
1	2	3	-	-	-	1	-	-	1	-	-	-	2	-	-
2	-			2	-	-	-	-	1	-		-	-	2	-
3	-	3		1	-	-	-	2	-	-	1	-	-	-	-
4	-	2	-		-	1	-	-	1	-		-	-	-	2
5	-	2	3		-	-	-	1	-	-	1	-	-	-	-
AVg.	2	2.5	3	1.5	-	1	-	1.5	1	-	1		2	2	2

COURSE OBJECTIVES:

The main learning objective of this course is to prepare the students for:

- Understanding the importance of various materials used in electrical, electronics and magnetic applications
- Acquiring knowledge on the properties of electrical, electronics and magnetic materials.
- Gaining knowledge on the selection of suitable materials for the given application
- Knowing the fundamental concepts in Semiconducting materials
- Getting equipped with the materials used in optical and optoelectronic applications.

UNIT I DIELECTRIC MATERIALS**9**

Dielectric as Electric Field Medium, leakage currents, dielectric loss, dielectric strength, breakdown voltage, breakdown in solid dielectrics, flashover, liquid dielectrics, electric conductivity in solid, liquid and gaseous dielectrics, Ferromagnetic materials, properties of ferromagnetic materials in static fields, spontaneous, polarization, curie point, anti-ferromagnetic materials, piezoelectric materials, pyroelectric materials.

UNIT II MAGNETIC MATERIALS**9**

Classification of magnetic materials, spontaneous magnetization in ferromagnetic materials, magnetic Anisotropy, Magnetostriction, diamagnetism, magnetically soft and hard materials, special purpose materials, feebly magnetic materials, Ferrites, cast and cermet permanent magnets, ageing of magnets. Factors effecting permeability and Hysteresis

UNIT III SEMICONDUCTOR MATERIALS**9**

Properties of semiconductors, Silicon wafers, integration techniques, Large and very large scale Integration techniques. Concept of superconductivity; theories and examples for high temperature superconductivity; discussion on specific superconducting materials; comments on fabrication and engineering applications.

UNIT IV MATERIALS FOR ELECTRICAL APPLICATIONS**9**

Materials used for Resistors, rheostats, heaters, transmission line structures, stranded conductors, bimetals fuses, soft and hard solders, electric contact materials, electric carbon materials, thermocouple materials. Solid, Liquid and Gaseous insulating materials, Effect of moisture on insulation.

UNIT V OPTICAL AND OPTOELECTRONIC MATERIALS**9**

Principles of photoconductivity - effect of impurities - principles of luminescence-laser principles - He-Ne, injection lasers, LED materials - binary, ternary photoelectronic materials - LCD materials - photo detectors - applications of optoelectronic materials - optical fibres and materials - electro optic modulators - Kerr effect - Pockels effect.

TOTAL: 45 PERIODS**COURSE OUTCOMES:**

After completion of this course, the students will be able to

- Understand various types of dielectric materials, their properties in various conditions.
- Evaluate magnetic materials and their behavior.
- Evaluate semiconductor materials and technologies.

- Select suitable materials for electrical engineering applications.
- Identify right material for optical and optoelectronic applications

TEXT BOOKS:

1. Pradeep Fulay, "Electronic, Magnetic and Optical materials", CRC Press, Taylor and Francis, 2nd illustrated edition, 2017.
2. "R K Rajput", "A course in Electrical Engineering Materials", Laxmi Publications, 2009.

REFERENCE BOOKS:

1. T K Basak, "A course in Electrical Engineering Materials", New Age Science Publications, 2009
2. TTTI Madras, "Electrical Engineering Materials", McGraw Hill Education, 2004.
3. Adrianus J. Dekker, "Electrical Engineering Materials", PHI Publication, 2006.
4. S. P. Seth, P. V. Gupta "A course in Electrical Engineering Materials", Dhanpat Rai & Sons, 2011.
5. C. Kittel, "Introduction to Solid State Physics", 7th Edition, John Wiley & Sons, Singapore, (2006).

	PO1	PO2	PO3	PO4	PO5	PO6	PO7	PO8	PO9	PO10	PO11	PO12	PSO1	PSO2	PSO3
C01	3	2	2	3								2	2	2	1
C02	3	1	2	2								2	2	2	1
C03	3	2	1	2								2	2	2	1
CO4	3	2	1	2								2	2	2	2
CO5	3	2	2	2								2	2	2	1
Avg	3	1.8	1.6	2.2								2	2	2	1.2

OML353

NANOMATERIALS AND APPLICATIONS

L T P C
3 0 0 3

COURSE OBJECTIVES:

The main learning objective of this course is to prepare the students for:

1. Understanding the evolution of nanomaterials in the scientific era and make them to understand different types of nanomaterials for the future engineering applications
2. Gaining knowledge on dimensionality effects on different properties of nanomaterials
3. Getting acquainted with the different processing techniques employed for fabricating nanomaterials
4. Having knowledge on the different characterisation techniques employed to characterise the nanomaterials
5. Acquiring knowledge on different applications of nanomaterials in different disciplines of engineering.

UNIT I NANOMATERIALS

9

Introduction, Classification: 0D, 1D, 2D, 3D nanomaterials and nano-composites, their mechanical, electrical, optical, magnetic properties; Nanomaterials versus bulk materials.

UNIT II THERMODYNAMICS & KINETICS OF NANOSTRUCTURED MATERIALS

9

Size and interface/interphase effects, interfacial thermodynamics, phase diagrams, diffusivity, grain growth, and thermal stability of nanomaterials.

UNIT III PROCESSING

9

Bottom-up and top-down approaches for the synthesis of nanomaterials, mechanical alloying, chemical routes, severe plastic deformation, and electrical wire explosion technique.

UNIT IV STRUCTURAL CHARACTERISTICS**9**

Principles of emerging nanoscale X-ray techniques such as small angle X-ray scattering and X-ray absorption fine structure (XAFS), electron and neutron diffraction techniques and their application to nanomaterials; SPM, Nanoindentation, Grain size, phase formation, texture, stress analysis

UNIT V APPLICATIONS**9**

Applications of nanoparticles, quantum dots, nanotubes, nanowires, nanocoatings; applications in electronic, electrical and medical industries

TOTAL: 45 PERIODS**COURSE OUTCOMES:**

After completion of this course, the students will be able to

1. Evaluate nanomaterials and understand the different types of nanomaterials
2. Recognise the effects of dimensionality of materials on the properties
3. Process different nanomaterials and use them in engineering applications
4. Use appropriate techniques for characterising nanomaterials
5. Identify and use different nanomaterials for applications in different engineering fields.

TEXT BOOKS:

1. Bhusan, Bharat (Ed), "Springer Handbook of Nanotechnology", 2nd edition, 2007.
2. Carl C. Koch (ed.), NANOSTRUCTURED MATERIALS, Processing, Properties and Potential Applications, NOYES PUBLICATIONS, Norwich, New York, U.S.A.

REFERENCES:

1. Poole C.P, and Owens F.J., Introduction to Nanotechnology, John Wiley 2003
2. Nalwa H.S., Encyclopedia of Nanoscience and Nanotechnology, American Scientific Publishers 2004
3. Zehetbauer M.J. and Zhu Y.T., Bulk Nanostructured Materials, Wiley 2008
4. Wang Z.L., Characterization of Nanophase Materials, Wiley 2000
5. Gutkin Y., Ovid'ko I.A. and Gutkin M., Plastic Deformation in Nanocrystalline Materials, Springer 2004

	PO1	PO2	PO3	PO4	PO5	PO6	PO7	PO8	PO9	PO10	PO11	PO12	PSO1	PSO2	PSO3
CO1	2	2	2	3								2	1	2	
CO2	3	1	2	2								2	2	2	1
CO3	3	2	1	2								2	2	2	
CO4	3	1		2								2	2	2	2
CO5	3	2	2	2								2	2	2	1
Avg	2.8	1.6	1.7	2.2								2	1.8	2	1.3

COURSE OBJECTIVES:

1. To learn the various types of sensors, transducers, sensor output signal types, calibration techniques, formulation of system equation and its characteristics.
2. To understand basic working principle, construction, Application and characteristics of displacement, speed and ranging sensors.
3. To understand and analyze the working principle, construction, application and characteristics of force, magnetic and heading sensors.
4. To learn and analyze the working principle, construction, application and characteristics of optical, pressure, temperature and other sensors.
5. To familiarize students with different signal conditioning circuits design and data acquisition system.

UNIT I SENSOR CLASSIFICATION, CHARACTERISTICS AND SIGNAL TYPES 9

Basics of Measurement – Classification of Errors – Error Analysis – Static and Dynamic Characteristics of Transducers – Performance Measures of Sensors – Classification of Sensors – Sensor Calibration Techniques – Sensor Outputs - Signal Types - Analog and Digital Signals, PWM and PPM.

UNIT II DISPLACEMENT, PROXIMITY AND RANGING SENSORS 9

Displacement Sensors – Brush Encoders - Potentiometers, Resolver, Encoders – Optical, Magnetic, Inductive, Capacitive, LVDT – RVDT – Synchro – Microsyn, Accelerometer – Range Sensors - Ultrasonic Ranging - Reflective Beacons - Laser Range Sensor (LIDAR) – GPS - RF Beacons.

UNIT III FORCE, MAGNETIC AND HEADING SENSORS 9

Strain Gage – Types, Working, Advantage, Limitation, and Applications: Load Measurement – Force and Torque Measurement - Magnetic Sensors – Types, Principle, Advantage, Limitation, and Applications - Magneto Resistive – Hall Effect, Eddy Current Sensor - Heading Sensors – Compass, Gyroscope and Inclinometers.

UNIT IV OPTICAL, PRESSURE, TEMPERATURE AND OTHER SENSORS 9

Photo Conductive Cell, Photo Voltaic, Photo Resistive, LDR – Fiber Optic Sensors – Pressure – Diaphragm – Bellows - Piezoelectric - Piezo-resistive - Acoustic, Temperature – IC, Thermistor, RTD, Thermocouple – Non Contact Sensor - Chemical Sensors - MEMS Sensors - Smart Sensors.

UNIT V SIGNAL CONDITIONING 9

Need for Signal Conditioning – Resistive, Inductive and Capacitive Bridges for Measurement - DC and AC Signal Conditioning - Voltage, Current, Power and Instrumentation Amplifiers – Filter and Isolation Circuits – Fundamentals of Data Acquisition System

TOTAL: 45 PERIODS**COURSE OUTCOMES**

Upon successful completion of the course, students should be able to:

- CO1: Understand various sensor effects, sensor characteristics, signal types, calibration methods and obtain transfer function and empirical relation of sensors. They can also analyze the sensor response.
- CO2: Analyze and select suitable sensor for displacement, proximity and range measurement.
- CO3: Analyze and select suitable sensor for force, magnetic field, speed, position and direction measurement.
- CO4: Analyze and Select suitable sensor for light detection, pressure and temperature measurement and also familiar with other miniaturized smart sensors.
- CO5: Select and design suitable signal conditioning circuit with proper compensation and linearizing element based on sensor output signal.

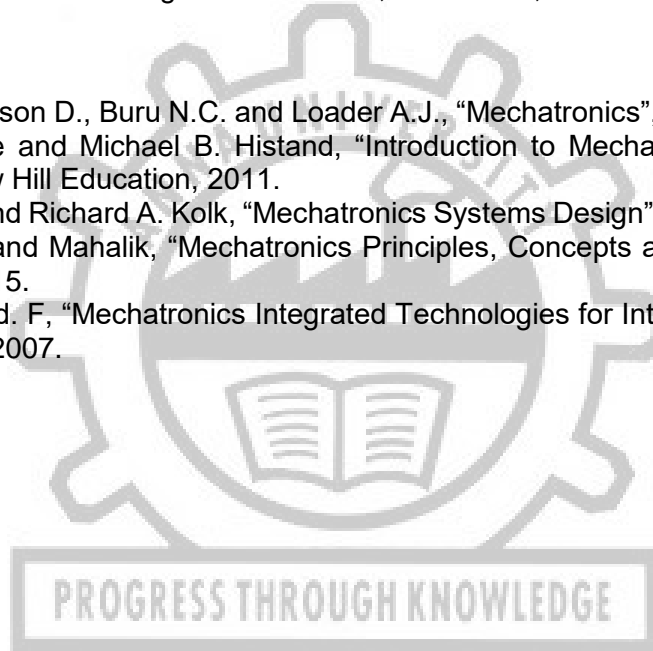
Mapping of COs with POs and PSOs															
COs/POs & PSOs	POs												PSOs		
	1	2	3	4	5	6	7	8	9	10	11	12	1	2	3
CO1	3	3	2								1	2	3	2	1
CO2	3	3	2	1	1	1					1	2	3	2	1
CO3	3	3	2	1	1	1					1	2	3	2	1
CO4	3	3	2	1	1	1					1	2	3	2	1
CO5	3	3	2	1	1	1					1	2	3	2	1
CO/PO & PSO Av	3	3	2	0.8	0.8	0.8					0.8	2	3	2	1
1 – Slight, 2 – Moderate, 3 – Substantial															

TEXT BOOKS

1. Bolton W., "Mechatronics", Pearson Education, 6th Edition, 2015.
2. Ramesh S Gaonkar, "Microprocessor Architecture, Programming, and Applications with the 8085", Penram International Publishing Private Limited, 6th Edition, 2013.

REFERENCES:

1. Bradley D.A., Dawson D., Buru N.C. and Loader A.J., "Mechatronics", Chapman and Hall, 1993.
2. Davis G. Alciatore and Michael B. Hstand, "Introduction to Mechatronics and Measurement systems", McGraw Hill Education, 2011.
3. Devadas Shetty and Richard A. Kolk, "Mechatronics Systems Design", Cengage Learning, 2010.
4. Nitaigour Premchand Mahalik, "Mechatronics Principles, Concepts and Applications", McGraw Hill Education, 2015.
5. Smaili. A and Mrad. F, "Mechatronics Integrated Technologies for Intelligent Machines", Oxford University Press, 2007.



ORA352

CONCEPTS IN MOBILE ROBOTS

L T P C
3 0 0 3

COURSE OBJECTIVES

1. To introduce mobile robotic technology and its types in detail.
2. To learn the kinematics of wheeled and legged robot.
3. To familiarize the intelligence into the mobile robots using various sensors.
4. To acquaint the localization strategies and mapping technique for mobile robot.
5. To aware the collaborative mobile robotics in task planning, navigation and intelligence.

UNIT – I INTRODUCTION TO MOBILE ROBOTICS 9

Introduction – Locomotion of the Robots – Key Issues on Locomotion – Legged Mobile Robots – Configurations and Stability – Wheeled Mobile Robots – Design Space and Mobility Issues – Unmanned Aerial and Underwater Vehicles

UNIT – II KINEMATICS 9

Kinematic Models – Representation of Robot – Forward Kinematics – Wheel and Robot Constraints – Degree of Mobility and Steerability – **Manoeuvrability** – Workspace – Degrees of Freedom – Path and Trajectory Considerations – Motion Controls - Holonomic Robots

UNIT – III PERCEPTION 9

Sensor for Mobile Robots – Classification and Performance Characterization – Wheel/Motor Sensors – Heading Sensors - Ground-Based Beacons - Active Ranging - Motion/Speed Sensors – Camera - Visual Appearance based Feature Extraction.

UNIT – IV LOCALIZATION 9

Localization Based Navigation Versus Programmed Solutions - Map Representation - Continuous Representations - Decomposition Strategies - Probabilistic Map-Based Localization - Landmark-Based Navigation - Globally Unique Localization - Positioning Beacon Systems - Route-Based Localization - Autonomous Map Building - Simultaneous Localization and Mapping (SLAM).

UNIT – V PLANNING, NAVIGATION AND COLLABORATIVE ROBOTS 9

Introduction - Competences for Navigation: Planning and Reacting - Path Planning - Obstacle Avoidance - Navigation Architectures - Control Localization - Techniques for Decomposition - Case Studies – Collaborative Robots – Swarm Robots.

TOTAL: 45 PERIODS

COURSE OUTCOMES:

Upon completion of this course, the students will be able to:

CO1: Evaluate the appropriate mobile robots for the desired application.

CO2: Create the kinematics for given wheeled and legged robot.

CO3: Analyse the sensors for the intelligence of mobile robotics.

CO4: Create the localization strategies and mapping technique for mobile robot.

CO5: Create the collaborative mobile robotics for planning, navigation and intelligence for desired applications.

TEXT BOOKS

1. Roland Siegwart and IllahR.Nourbakish, "Introduction to Autonomous Mobile Robots" MIT Cambridge, 2004.

REFERENCES:

1. Dragomir N. Nenchev, Atsushi Konno, TeppeiTsujita, "Humanoid Robots: Modelling and C Butterworth-Heinemann, 2018
2. MohantaJagadish Chandra, "Introduction to Mobile Robots Navigation", LAP Lambert Ac Publishing, 2015.
3. Peter Corke, "Robotics, Vision and Control", Springer, 2017.
4. Ulrich Nehmzow, "Mobile Robotics: A Practical Introduction", Springer, 2003.
5. Xiao Qi Chen, Y.Q. Chen and J.G. Chase, "Mobile Robots - State of the Art in Land, Sea, Collaborative Missions", Intec Press, 2009.
6. Alonzo Kelly, Mobile Robotics: Mathematics, Models, and Methods, Cambridge University Pres ISBN: 978-1107031159.

3. E.A. Stokoe, "Reeds Naval architecture for the marine engineers", 4th Edition, 2009

REFERENCES:

1. DJ Eyers and GJ Bruse, "Ship Construction", 7th Edition, 2006.
2. KJ Rawson and EC Tupper, "Basic Ship theory I" Vol. 1, 5th Edition, 2001.

MAPPING OF COS AND POS:

CO	PO												PSO			
	PO1	PO2	PO3	PO4	PO5	PO6	PO7	PO8	PO9	PO10	PO11	PO12	PSO1	PSO2	PSO3	PSO4
1	1	1	1	1	1						1	1		1		1
2	1	1	1											1		1
3	1			1	1				1	1	1		1	1		1
4	1		1	1										1		1
5	1		1	1										1		1
Avg	5/5=1	2/2=1	4/4=1	4/4=1	2/2=1				1/1=1	1/1=1	2/2=1	1/1=1	1/1=1	5/5=1		5/5=1

OMV351

MARINE MERCHANT VESSELS

L T P C
3 0 0 3

OBJECTIVES:

At the end of the course, students are expected to acquire

1. Knowledge on basics of Hydrostatics
2. Familiarization on types of merchant ships
3. Knowledge on Shipbuilding Materials
4. Knowledge on marine propeller and rudder
5. Awareness on governing bodies in shipping industry

UNIT I INTRODUCTION TO HYDROSTATICS

9

Archimedes Principle- Laws of floatation– Meta centre – stability of floating and submerged bodies- Density, relative density - Displacement –Pressure –centre of pressure.

UNIT II TYPES OF SHIP

10

General cargo ship - Refrigerated cargo ships - Container ships - Roll-on Roll-off ships – Oil tankers- Bulk carriers - Liquefied Natural Gas carriers - Liquefied Petroleum Gas carriers - Chemical tankers - Passenger ships

UNIT III SHIPBUILDING MATERIALS

9

Types of Steels used in Shipbuilding - High tensile steels, Corrosion resistant steels, Steel sandwich panels, Steel castings, Steel forgings - Other shipbuilding materials, Aluminium alloys, Aluminium alloy sandwich panels, Fire protection especially for Aluminium Alloys, Fiber Reinforced Composites

UNIT IV MARINE PROPELLER AND RUDDER

8

Types of rudder, construction of Rudder-Types of Propeller, Propeller material-Cavitations and its effects on propeller

UNIT V GOVERNING BODIES FOR SHIPPING INDUSTRY

9

Role of IMO (International Maritime Organization), SOLAS (International Convention for the Safety of Life at Sea), MARPOL (International Convention for the Prevention of Pollution from Ships), MLC (Maritime Labour Convention), STCW 2010 (International Convention on Standards of Training, Certification and Watch keeping for Seafarers), Classification societies Administration authorities

OUTCOMES:

Upon completion of this course, students would

1. Acquire Knowledge on floatation of ships
2. Acquire Knowledge on features of various ships
3. Acquire Knowledge of Shipbuilding Materials
4. Acquire Knowledge to identify the different types of marine propeller and rudder
5. Understand the Roles and responsibilities of governing bodies

TEXT BOOKS:

1. D.J.Eyres, "Ship Constructions", Seventh Edition, Butter Worth Heinemann Publishing, USA,2015
2. Dr.DA Taylor, "Merchant Ship Naval Architecture" I. Mar EST publications, 2006
3. EA Stokoe, E.A, "Naval Architecture for Marine Engineers", Vol.4, Reeds Publications,2000

REFERENCES:

1. Kemp & Young "Ship Construction Sketches & Notes", Butter Worth Heinemann Publishing,USA, 2011
2. MARPOL Consolidated Edition , Bhandakar Publications, 2018
3. SOLAS Consolidated Edition , Bhandakar Publications, 2016

OMV352

ELEMENTS OF MARINE ENGINEERING

L T P C
3 0 0 3

OBJECTIVES:

At the end of the course, students are expected to

1. Understand the role of Marine machinery systems
2. Be familiar with Marine propulsion machinery system
3. Acquaint with Marine Auxiliary machinery system
4. Have acquired basics of Marine Auxiliary boiler system
5. Be aware of ship propellers and steering system

UNIT I ELEMENTARY KNOWLEDGE ON MARINE MACHINERY SYSTEMS 9

Marine Engineering Terminologies, Parts of Ship, Introduction to Machinery systems on board ships – Propulsion Machinery system, Electricity Generator system, Steering gear system, Air compressors & Air reservoirs, Fuel oil and Lubricating Oil Purifiers, Marine Boiler systems

UNIT II MARINE PROPULSION MACHINERY SYSTEM 9

Two stroke Large Marine slow speed Diesel Engine – General Construction, Basic knowledge of Air starting and reversing mechanism, Cylinder lubrication oil system, Main lubricating oil system and cooling water system

UNIT III MARINE AUXILIARY MACHINERY SYSTEM 9

Four stroke medium speed Diesel engine – General Construction, Inline, V-type arrangement of engine, Difference between slow speed and medium speed engines – advantages, limitations and applications

UNIT IV MARINE BOILER SYSTEM 9

Types of Boiler – Difference between Water tube boiler and Fire tube boiler, Need for boiler on board ships, Uses of steam, Advantages of using steam as working medium, Boiler mountings and accessories – importance of mountings, need for accessories

UNIT V SHIP PROPELLERS AND STEERING MECHANISM

9

Importance of Propellor and Steering gear, Types of propellers - Fixed pitch propellers, Controllable pitch propellers, Water jet propellers, Steering gear systems - 2-Ram and 4 Ram steering gear, Electric steering gear

TOTAL: 45 PERIODS

OUTCOMES:

At the end of the course, students should able to,

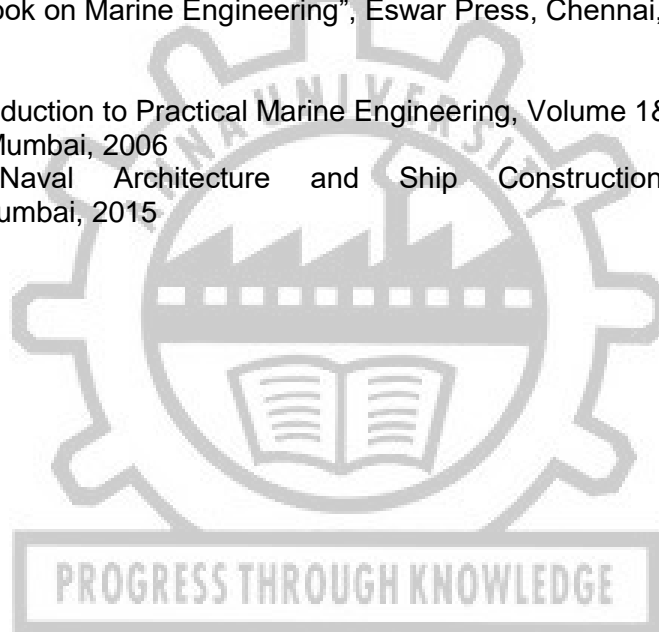
1. Distinguish the role of various marine machinery systems
2. Relate the components of marine propulsion machinery system
3. Explain the importance of marine auxiliary machinery system
4. Acquire knowledge of marine boiler system
5. Understand the importance of ship propellers and steering system

TEXT BOOKS:

1. Taylor, "Introduction to Marine engineering", Revised Second Edition, Butterworth Heinemann, London, 2011
2. J.K.Dhar, "Basic Marine Engineering", Tenth Edition, G-Maritime Publications, Mumbai, 2011
3. K.Ramaraj, "Text book on Marine Engineering", Eswar Press, Chennai, 2018

REFERENCES:

1. Alan L.Rowen, "Introduction to Practical Marine Engineering, Volume 1&2, The Institute of Marine Engineers (India), Mumbai, 2006
2. A.S.Tambwekar, "Naval Architecture and Ship Construction", The Institute of Marine Engineers (India), Mumbai, 2015



CRA332

DRONE TECHNOLOGIES

L	T	P	C
3	0	0	3

COURSE OBJECTIVES:

1. To understand the basics of drone concepts
2. To learn and understand the fundamentals of design, fabrication and programming of drone
3. To impart the knowledge of an flying and operation of drone
4. To know about the various applications of drone
5. To understand the safety risks and guidelines of fly safely

TEXT BOOKS

1. Daniel Tal and John Altschuld, "Drone Technology in Architecture, Engineering and Construction: A Strategic Guide to Unmanned Aerial Vehicle Operation and Implementation", 2021 John Wiley & Sons, Inc.
2. Terry Kilby and Belinda Kilby, "Make:Getting Started with Drones ",Maker Media, Inc, 2016

REFERENCES

1. John Baichtal, "Building Your Own Drones: A Beginners' Guide to Drones, UAVs, and ROVs", Que Publishing, 2016
2. Završnik, "Drones and Unmanned Aerial Systems: Legal and Social Implications for Security and Surveillance", Springer, 2018.

OGI352	GEOGRAPHICAL INFORMATION SYSTEM	L T P C
		3 0 0 3

OBJECTIVE:

To impart the knowledge on basic components, data preparation and implementation of Geographical Information System.

UNIT I FUNDAMENTALS OF GIS 9

Introduction to GIS - Basic spatial concepts - Coordinate Systems - GIS and Information Systems – Definitions – History of GIS - Components of a GIS – Hardware, Software, Data, People, Methods – Proprietary and open source Software - Types of data – Spatial, Attribute data- types of attributes – scales/ levels of measurements.

UNIT II SPATIAL DATA MODELS 9

Database Structures – Relational, Object Oriented – Entities – ER diagram - data models - conceptual, logical and physical models - spatial data models – Raster Data Structures – Raster Data Compression - Vector Data Structures - Raster vs Vector Models- TIN and GRID data models.

UNIT III DATA INPUT AND TOPOLOGY 9

Scanner - Raster Data Input – Raster Data File Formats – Georeferencing – Vector Data Input –Digitizer – Datum Projection and reprojection -Coordinate Transformation – Topology - Adjacency, connectivity and containment – Topological Consistency – Non topological file formats - Attribute Data linking – Linking External Databases – GPS Data Integration

UNIT IV DATA QUALITY AND STANDARDS 9

Data quality - Basic aspects - completeness, logical consistency, positional accuracy, temporal accuracy, thematic accuracy and lineage – Metadata – GIS Standards –Interoperability - OGC - Spatial Data Infrastructure

UNIT V DATA MANAGEMENT AND OUTPUT 9

Import/Export – Data Management functions- Raster to Vector and Vector to Raster Conversion - Data Output - Map Compilation – Chart/Graphs – Multimedia – Enterprise Vs. Desktop GIS- distributed GIS.

TOTAL:45 PERIODS

COURSE OUTCOMES:

On completion of the course, the student is expected to

- CO1** Have basic idea about the fundamentals of GIS.
CO2 Understand the types of data models.
CO3 Get knowledge about data input and topology
CO4 Gain knowledge on data quality and standards
CO5 Understand data management functions and data output

TEXT BOOKS:

1. Kang - Tsung Chang, Introduction to Geographic Information Systems, McGraw Hill Publishing, 2nd Edition, 2011.
2. Ian Heywood, Sarah Cornelius, Steve Carver, Srinivasa Raju, "An Introduction Geographical Information Systems, Pearson Education, 2nd Edition,2007.

REFERENCE:

1. Lo. C. P., Albert K.W. Yeung, Concepts and Techniques of Geographic Information Systems, Prentice-Hall India Publishers, 2006.

CO – PO – PSO MAPPING: GEOGRAPHIC INFORMATION SYSTEM

PO	Graduate Attribute	Course Outcome					Average
		CO1	CO2	CO3	CO4	CO5	
PO1	Engineering Knowledge	3	3	3	3	3	3
PO2	Problem Analysis				3	3	3
PO3	Design/Development of Solutions			3	3	3	3
PO4	Conduct Investigations of Complex Pro			3	3	3	3
PO5	Modern Tool Usage		3		3	3	3
PO6	The Engineer and Society						
PO 7	Environment and Sustainability						
PO 8	Ethics						
PO 9	Individual and Team Work						
PO 10	Communication						
PO 11	Project Management and Finance						
PO 12	Life-long Learning						
PSO 1	Knowledge of Geoinformatics disciplin	3	3	3	3	3	3
PSO 2	Critical analysis of Geoinformatics Engineering problems and innovations	3	3	3	3	3	3
PSO 3	Conceptualization and evaluation of D solutions	3	3	3	3	3	3

OAI352

AGRICULTURE ENTREPRENEURSHIP DEVELOPMENT

L T P C

3 0 0 3

OBJECTIVES

- To introduce the importance of Agri-business management, its characteristics and principles
- To impart knowledge on the functional areas of Agri-business like Marketing management, Product pricing methods and Market potential assessment.

UNIT I ENTREPRENEURIAL ENVIRONMENT IN INDIAN CONTEXT

9

Entrepreneur Development(ED): Concept of entrepreneur and entrepreneurship assessing overall

REFERENCES:

1. Harih S B, Conner U J and Schwab G D, 1981, Management of the Farm Business, Prentice Hall Inc, New Jersey
2. Omri Ralins, N.1980, Introduction to Agricultural: Prentice Hall Inc, New Jersey
3. Gittenger Price, 1989, Economic Analysis of Agricultural project, John Hopkins University, Press, London.
4. Thomas W Zimmer and Norman M Scarborough, 1996, Entrepreneurship, Prentice Hall, New Jersey.
5. Mar J Dollinger, 1999, Entrepreneurship strategies and resources, Prentice –Hall, Upper Saddal Rover, New Jersey.

CO-PO MAPPING

PO/PSO		CO1	CO2	CO3	CO4	CO5	Overall correlation COs with POs
PO1	Engineering Knowledge	1	2	1	1	1	2
PO2	Problem Analysis	2	1	1	1	2	1
PO3	Design/ Development of Solutions	1	1	1	2	1	2
PO4	Conduct Investigations of Complex Problems	1	1	2	1	1	1
PO5	Modern Tool Usage	2	1	1	1	1	2
PO6	The Engineer and Society	1	2	1	2	1	1
PO7	Environment and sustainability	1	1	2	1	1	1
PO8	Ethics	1	2	1	1	1	1
PO9	Individual and team work:	1	1	1	2	1	1
PO10	Communication	1	1	1	1	2	1
PO11	Project management and finance	1	1	2	1	1	1
PO12	Life-long learning:	1	2	1	1	1	2
PSO1	To make expertise in design and engineering problem solving approach in agriculture with proper knowledge and skill	1	2	1	1	1	1
PSO2	To enhance students ability to formulate solutions to real-world problems pertaining to sustained agricultural productivity using modern technologies.	1	1	2	1	1	1
PSO3	To inculcate entrepreneurial skills through strong Industry-Institution linkage.	1	2	1	1	2	1

OBJECTIVE:

The identification of different aspects of biological diversity and conservation techniques.

UNIT I INTRODUCTION**9**

Concept of Species, Variation; Introduction to Major Plant Groups; Evolutionary relationships between Plant Groups; Nomenclature and History of plant taxonomy; Systems of Classification and their Application; Study of Plant Groups; Study of Identification Characters; Study of important families of Angiosperms; Plant Diversity Application.

UNIT II INTRODUCTION TO ANIMAL DIVERSITY AND TAXONOMY**9**

Principles and Rules of Taxonomy; ICZN Rules, Animal Study Techniques; Concepts of Taxon, Categories, Holotype, Paratype, Topotype etc; Classification of Animal kingdom, Invertebrates, Vertebrates, Evolutionary relationships between Animal Groups.

UNIT III MICROBIAL DIVERSITY**9**

Microbes and Earth History, Magnitude, Occurrence and Distribution. Concept of Species, Criteria for Classification, Outline Classification of Microorganisms (Bacteria, Viruses and Protozoa); Criteria for Classification and Identification of Fungi; Chemical and Biochemical Methods of Microbial Diversity Analysis

UNIT IV MEGA DIVERSITY**9**

Biodiversity Hot-spots, Floristic and Faunal Regions in India and World; IUCN Red List; Factors affecting Diversity, Impact of Exotic Species and Human Disturbance on Diversity, Dispersal, Diversity-Stability Relationship; Socio- economic Issues of Biodiversity; Sustainable Utilization of Bioresources; National Movements and International Convention/Treaties on Biodiversity.

UNIT V CONSERVATIONS OF BIODIVERSITY**9**

In-Situ Conservation- National parks, Wildlife sanctuaries, Biosphere reserves; Ex-situ conservation- Gene bank, Cryopreservation, Tissue culture bank; Long term captive breeding, Botanical gardens, Animal Translocation, Zoological Gardens; Concept of Keystone Species, Endangered Species, Threatened Species, Rare Species, Extinct Species

TOTAL: 45 PERIODS**TEXT BOOKS:**

1. A textbook of Botany: Angiosperms- Taxonomy, Anatomy, Economic Botany & Embryology. S. Chand, Limited, Pandey, B. P. January 2001
2. Principles of Systematic Zoology, Mcgraw-Hill College, Ashlock, P.D., Latest Edition.
3. Microbiology, MacGraw Hill Companies Inc, Prescott, L.M., Harley, J.P., and Klein D.A. (2022).
4. Microbiology, Pearson Publisher, Gerard J. Tortora, Berdell R. Funke, Christine L. Case, 13th Edition 2019.

REFERENCES:

1. Ecological Census Technique: A Handbook, Cambridge University Press, Sutherland, W.
2. Encyclopedia of Biodiversity, Academic Press, Simonson Asher Levin.

OUTCOMES:

Upon successful completion of this course, students will:

CO1: An insight into the structure and function of diversity for ecosystem stability.

CO2: Understand the concept of animal diversity and taxonomy

CO3: Understand socio-economic issues pertaining to biodiversity

CO4: An understanding of biodiversity in community resource management.

CO5: Student can apply fundamental knowledge of biodiversity conservation to solve problems associated with infrastructure development.

CO's- PO's & PSO's MAPPING

CO\PO's	PO's												PSO's		
	1	2	3	4	5	6	7	8	9	10	11	12	1	2	3
1		2						2		2			2	2	
2		2		2	2	2							3	2	
3				2		2							3	2	3
4	3	2			2			2	2	2	2		3	2	3
5		2	3	2			1					1		2	
Avg.	3	2	3	2	2	2	1	2	2	2	2	1	3	2	3

1-low, 2-medium, 3-high, '-'- no correlation

Note: The average value of this course to be used for program articulation matrix.

OEE353

INTRODUCTION TO CONTROL SYSTEMS

L T P C

3 0 0 3

OBJECTIVES

- To impart knowledge on various representations of systems.
- To familiarize time response analysis of LTI systems and steady state error.
- To analyze the frequency responses and stability of the systems
- To analyze the stability of linear systems in frequency domain and time domain
- To develop linear models mainly state variable model and transfer function model

UNIT I MATHEMATICAL MODELS OF PHYSICAL SYSTEMS

9

Definition & classification of system – terminology & structure of feedback control theory –Analogous systems - Physical system representation by Differential equations – Block diagram reduction–Signal flow graphs.

UNIT II TIME RESPONSE ANALYSIS & ROOTLOCUS TECHNIQUE

9

Standard test signals – Steady state error & error constants – Time Response of I and II order system– Root locus–Rules for sketching root loci.

UNIT III FREQUENCY RESPONSE ANALYSIS

9

Correlation between Time & Frequency response – Polar plots – Bode Plots – Determination of Transfer Function from Bode plot.

UNIT IV STABILITY CONCEPTS & ANALYSIS

9

Concept of stability – Necessary condition – RH criterion – Relative stability – Nyquist stability criterion – Stability from Bode plot – Relative stability from Nyquist & Bode – Closed loop frequency response.

UNIT V STATE VARIABLE ANALYSIS

9

Concept of state – State Variable & State Model – State models for linear & continuous time systems– Solution of state & output equation–controllability & observability.

TOTAL: 45 PERIODS

OUTCOMES:

Ability to

CO1: Design the basic mathematical model of physical System.

CO2: Analyze the time response analysis and techniques.

CO3: Analyze the transfer function from different plots.

CO4: Apply the stability concept in various criterion.

CO5: Assess the state models for linear and continuous Systems.

TEXTBOOKS:

1. Farid Golnarghi , Benjamin C. Kuo, Automatic Control Systems Paper back McGraw Hill Education, 2018.
2. Katsuhiko Ogata, 'Modern Control Engineering', Pearson, 5th Edition 2015.
3. J. Nagrath and M. Gopal, Control Systems Engineering (Multi Colour Edition), New Age International, 2018.

REFERENCES:

1. Richard C. Dorf and Robert H. Bishop, Modern Control Systems, Pearson Education, 2010.
2. Control System Dynamics" by Robert Clark, Cambridge University Press, 1996 USA.
3. John J. D'Azzo, Constantine H. Houpis and Stuart N. Sheldon, Linear Control System Analysis and Design, 5th Edition, CRC PRESS, 2003.
4. S. Palani, Control System Engineering, McGraw-Hill Education Private Limited, 2009.
5. Yaduvir Singh and S. Janardhanan, Modern Control, Cengage Learning, First Impression 2010.

	PO1	PO2	PO3	PO4	PO5	PO6	PO7	PO8	PO9	PO10	PO11	PO12	PSO1	PSO2	PSO3
CO1	3	3	3	2	2							2	3	3	3
CO2	3	3	2	3	1								3	3	3
CO3	3	3	3	2	2								3	3	3
CO4	3	3	3	2	2							2	3	3	3
CO5	3	3	3	1	1							1	3	3	3
													3	3	3

OEI354**INTRODUCTION TO INDUSTRIAL AUTOMATION SYSTEMS****L T P C**
3 0 0 3**COURSE OBJECTIVES:**

1. To educate on design of signal conditioning circuits for various applications.
2. To Introduce signal transmission techniques and their design.
3. Study of components used in data acquisition systems interface techniques
4. To educate on the components used in distributed control systems
5. To introduce the communication buses used in automation industries.

UNIT I INTRODUCTION**9**

Automation overview, Requirement of automation systems, Architecture of Industrial Automation system, Introduction of PLC and supervisory control and data acquisition (SCADA). Industrial bus systems : Modbus & Profibus

UNIT II AUTOMATION COMPONENTS**9**

Sensors for temperature, pressure, force, displacement, speed, flow, level, humidity and pH measurement. Actuators, process control valves, power electronics devices DIAC, TRIAC, power MOSFET and IGBT. Introduction of DC and AC servo drives for motion control.

UNIT III COMPUTER AIDED MEASUREMENT AND CONTROL SYSTEMS**9**

Role of computers in measurement and control, Elements of computer aided measurement and control, man-machine interface, computer aided process control hardware, process related interfaces, Communication and networking, Industrial communication systems, Data transfer techniques, Computer aided process control software, Computer based data acquisition system, Internet of things (IoT) for plant automation.

UNIT IV PROGRAMMABLE LOGIC CONTROLLERS**9**

Programmable controllers, Programmable logic controllers, Analog digital input and output modules, PLC programming, Ladder diagram, Sequential flow chart, PLC Communication and networking, PLC selection, PLC Installation, Advantage of using PLC for Industrial automation, Application of PLC to process control industries.

UNIT V DISTRIBUTED CONTROL SYSTEM

9

Overview of DCS, DCS software configuration, DCS communication, DCS Supervisory Computer Tasks, DCS integration with PLC and Computers, Features of DCS, Advantages of DCS.

TOTAL:45 PERIODS

SKILL DEVELOPMENT ACTIVITIES (Group Seminar/Mini Project/Assignment/Content Preparation / Quiz/ Surprise Test / Solving GATE questions/ etc)

5

1. Market survey of the recent PLCs and comparison of their features.
2. Summarize the PLC standards
3. Familiarization of any one programming language (Ladder diagram/ Sequential Function Chart/ Function Block Diagram/ Equivalent open source software)
4. Market survey of Industrial Data Networks.

COURSE OUTCOMES:

Students able to

- CO1** Design a signal conditioning circuits for various application (L3).
- CO2** Acquire a detail knowledge on data acquisition system interface and DCS system (L2).
- CO3** Understand the basics and Importance of communication buses in applied automation Engineering (L2).
- CO4** Ability to design PLC Programmes by Applying Timer/Counter and Arithmetic and Logic Instructions Studied for Ladder Logic and Function Block.(L3)
- CO5** Able to develop a PLC logic for a specific application on real world problem. (L5)

TEXT BOOKS:

1. S.K.Singh, "Industrial Instrumentation", Tata Mcgraw Hill, 2nd edition companies,2003.
2. C D Johnson, "Process Control Instrumentation Technology", Prentice Hall India,8th Edition, 2006.
3. E.A.Parr, Newnes ,NewDelhi,"Industrial Control Handbook",3rd Edition, 2000.

REFERENCES:

1. John W. Webb and Ronald A. Reis, "Programmable Logic Controllers: Principles and Applications", 5th Edition, Prentice Hall Inc., New Jersey, 2003.
2. Frank D. Petruzella, "Programmable Logic Controllers", 5th Edition, McGraw- Hill, New York, 2016.
3. Krishna Kant, "Computer - Based Industrial Control", 2nd Edition, Prentice Hall, New Delhi, 2011.
4. Gary Dunning, Thomson Delmar,"Programmable Logic Controller", CeneageLearning, 3 rd Edition,2005.

List of Open Source Software/ Learning website:

1. <https://archive.nptel.ac.in/courses/108/105/108105062/>
2. <https://nptel.ac.in/courses/108105063>
3. <https://www.electrical4u.com/industrial-automation/>
4. <https://realpars.com/what-is-industrial-automation/>
5. <https://automationforum.co/what-is-industrial-automation-2/>

CO's- PO's & PSO's MAPPING

CO's	PO's												PSO's		
	1	2	3	4	5	6	7	8	9	10	11	12	1	2	3
CO1	3	2	2	2	1	1	-	1	-	1	-	1	1	-	1
CO2	3	1	1	-	1	-	-	1	-	1	-	-	1	-	1
CO3	3	-	1	-	1	-	-	1	-	1	-	-	1	-	1
CO4	3	3	3	3	1			1		1			1		1

CO5	3	3	3	3	1	1		1		1			1		1
AVg.	3	2.25	2	2.6	1	1	-	1	-	1	-	-	1	-	1

OCH353

ENERGY TECHNOLOGY

L T P C
3 0 0 3

UNIT I INTRODUCTION

8

Units of energy, conversion factors, general classification of energy, world energy resources and energy consumption, Indian energy resources and energy consumption, energy crisis, energy alternatives, Renewable and non-renewable energy sources and their availability. Prospects of Renewable energy sources

UNIT II CONVENTIONAL ENERGY

8

Conventional energy resources, Thermal, hydel and nuclear reactors, thermal, hydel and nuclear power plants, efficiency, merits and demerits of the above power plants, combustion processes, fluidized bed combustion.

UNIT III NON-CONVENTIONAL ENERGY

10

Solar energy, solar thermal systems, flat plate collectors, focusing collectors, solar water heating, solar cooling, solar distillation, solar refrigeration, solar dryers, solar pond, solar thermal power generation, solar energy application in India, energy plantations. Wind energy, types of windmills, types of wind rotors, Darrieus rotor and Gravian rotor, wind electric power generation, wind power in India, economics of wind farm, ocean wave energy conversion, ocean thermal energy conversion, tidal energy conversion, geothermal energy.

UNIT IV BIOMASS ENERGY

10

Biomass energy resources, thermo-chemical and biochemical methods of biomass conversion, combustion, gasification, pyrolysis, biogas production, ethanol, fuel cells, alkaline fuel cell, phosphoric acid fuel cell, molten carbonate fuel cell, solid oxide fuel cell, solid polymer electrolyte fuel cell, magneto hydrodynamic power generation, energy storage routes like thermal energy storage, chemical, mechanical storage and electrical storage.

UNIT V ENERGY CONSERVATION

9

Energy conservation in chemical process plants, energy audit, energy saving in heat exchangers, distillation columns, dryers, ovens and furnaces and boilers, steam economy in chemical plants, energy conservation.

TOTAL: 45 PERIODS

OUTCOMES:

On completion of the course, the students will be able to

CO1: Students will be able to describe the fundamentals and main characteristics of renewable energy sources and their differences compared to fossil fuels.

CO2: Students will excel as professionals in the various fields of energy engineering

CO3: Compare different renewable energy technologies and choose the most appropriate based on local conditions.

CO4: Explain the technological basis for harnessing renewable energy sources.

CO5: Identify and critically evaluate current developments and emerging trends within the field of renewable energy technologies and to develop in-depth technical understanding of energy problems at an advanced level.

TEXT BOOKS:

1. Rao, S. and Parulekar, B.B., Energy Technology, Khanna Publishers, 2005.
2. Rai, G.D., Non-conventional Energy Sources, Khanna Publishers, New Delhi, 1984.
3. Bansal, N.K., Kleeman, M. and Meliss, M., Renewable Energy Sources and Conversion Technology, Tata McGraw Hill, 1990.
4. Nagpal, G.R., Power Plant Engineering, Khanna Publishers, 2008.

REFERENCES

1. Nejat Vezirog, Alternate Energy Sources, IT, McGraw Hill, New York.
2. El. Wakil, Power Plant Technology, Tata McGraw Hill, New York, 2002.
3. Sukhatme. S.P., Solar Energy - Thermal Collection and Storage, Tata McGraw hill, New Delhi, 1981.

Course articulation matrix

Course Outcomes	Statements	Program Outcomes														
		PO1	PO2	PO3	PO4	PO5	PO6	PO7	PO8	PO9	PO10	PO11	PO12	PSO1	PS O2	PS O3
CO1	Students will be able to describe the fundamentals and main characteristics of renewable energy sources and their differences compared to fossil fuels.	2	3	2	3	3	-	-	-	1	1	-	3	1	1	3
CO2	Students will excel as professionals in the various fields of energy engineering	2	3	1	3	3	-	-	-	1	1	-	3	2	1	3
CO3	Compare different renewable energy technologies and choose the most appropriate based on local conditions.	2	2	2	3	3	1	1	-	1	1	-	3	2	1	3
CO4	Explain the technological basis for harnessing renewable energy sources.	2	2	1	3	3	1	1	1	1	-	1	3	1	1	3
CO5	Identify and critically evaluate current developments and emerging trends within the field of renewable energy technologies and to develop in-depth technical understanding of energy problems at an advanced level	2	2	1	3	3	1	1	1	1	-	1	3	2	1	3
OVERALL CO		2	2	1	3	3	2	2	1	1	1	1	3	2	1	3

1, 2 and 3 are correlation levels with weightings as Slight (Low), Moderate (Medium) and Substantial (High) respectively

OBJECTIVE:

- To enable the students to analyze properties of a surfaces and correlate them to structure, chemistry, and physics and surface modification technique.

UNIT I SURFACE STRUCTURE AND EXPERIMENTAL PROBES 9

Relevance of surface science to Chemical and Electrochemical Engineering, Heterogeneous Catalysis and Nanoscience; Surface structure and reconstructions, adsorbate structure, Band and Vibrational structure, Importance of UHV techniques, Electronic probes and molecular beams, Scanning probes and diffraction, Qualitative introduction to electronic and vibrational spectroscopy

UNIT II ADSORPTION, DYNAMICS, THERMODYNAMICS AND KINETICS AT SURFACES 9

Interactions at the surface, Physisorption, Chemisorption, Diffusion, dynamics and reactions of atoms/molecules on surfaces, Generic reaction mechanism on surfaces, Adsorption isotherms, Kinetics of adsorption, Use of temperature desorption methods

UNIT III LIQUID INTERFACES 9

Structure and Thermodynamics of liquid-solid interface, Self-assembled monolayers, Electrified interfaces, Charge transfer at the liquid-solid interfaces, Photoelectrochemical processes, Gratzel cells

UNIT IV HETEROGENEOUS CATALYSIS 9

Characterization of heterogeneous catalytic processes, Microscopic kinetics to catalysis, Overview of important heterogeneous catalytic processes: Haber-Bosch, Fischer-Tropsch and Automotive catalysis, Role of promoters and poisons, Bimetallic surfaces, surface functionalization and clusters in catalysis, Role of Sabatier principle in catalyst design, Rate oscillations and spatiotemporal pattern formation

UNIT V EPITAXIAL GROWTH AND NANO SURFACE-STRUCTURES 9

Origin of surface forces, Role of stress and strain in epitaxial growth, Energetic and growth modes, Nucleation theory, Nonequilibrium growth modes, MBE, CVD and ablation techniques, Catalytic growth of nanotubes, Etching of surfaces, Formation of nanopillars and nanorods and its application in photoelectrochemical processes, Polymer surfaces and biointerfaces.

PROGRESS THROUGH KNOWLEDGE

TOTAL: 45 PERIODS**OUTCOME:**

- Upon completion of this course, the students can understand, predict and design surface properties based on surface structure. Students would understand the physics and chemistry behind surface phenomena

TEXT BOOK:

- K. W. Kolasinski, "Surface Science: Foundations of catalysis and nanoscience" II Edition, John Wiley & Sons, New York, 2008.

REFERENCE:

- Gabor A. Somorjai and Yimin Li "Introduction to Surface Chemistry and catalysis", II Edition John Wiley & Sons, New York, 2010.

OBJECTIVES:

The course aims to

- Acquaint and equip the students with different techniques of measurement of engineering properties.
- Make the students understand the nature of food constituents in the design of processing equipment

UNIT I**9**

Engineering properties of food materials: physical, thermal, aerodynamic, mechanical, optical and electromagnetic properties.

UNIT II**9**

Drying and dehydration: Basic drying theory, heat and mass transfer in drying, drying rate curves, calculation of drying times, dryer efficiencies; classification and selection of dryers; tray, vacuum, osmotic, fluidized bed, pneumatic, rotary, tunnel, trough, bin, belt, microwave, IR, heat pump and freeze dryers; dryers for liquid: Drum or roller dryer, spray dryer and foammat dryers

UNIT III**9**

Size reduction: Benefits, classification, determination and designation of the fineness of ground material, sieve/screen analysis, principle and mechanisms of comminution of food, Rittinger's, Kick's and Bond's equations, work index, energy utilization; Size reduction equipment: Principal types, crushers (jaw crushers, gyratory, smooth roll), hammer mills and impactors, attrition mills, buhr mill, tumbling mills, tumbling mills, ultra fine grinders, fluid jet pulverizer, colloid mill, cutting machines (slicing, dicing, shredding, pulping)

UNIT IV**9**

Mixing: theory of solids mixing, criteria of mixer effectiveness and mixing indices, rate of mixing, theory of liquid mixing, power requirement for liquids mixing; Mixing equipment: Mixers for lo.w- or medium-viscosity liquids (paddle agitators, impeller agitators, powder-liquid contacting devices, other mixers), mixers for high viscosity liquids and pastes, mixers for dry powders and particulate solids.

UNIT V**9**

Mechanical Separations: Theory, centrifugation, liquid-liquid centrifugation, liquid-solid centrifugation, clarifiers, desludging and decanting machine, Filtration: Theory of filtration, rate of filtration, pressure drop during filtration, applications, constant-rate filtration and constant-pressure filtration, derivation of equation; Filtration equipment; plate and frame filter press, rotary filters, centrifugal filters and air filters, filter aids, Membrane separation: General considerations, materials for membrane construction, ultra-filtration, microfiltration, concentration, polarization, processing variables, membrane fouling, applications of ultra-filtration in food processing, reverse osmosis, mode of operation, and applications; Membrane separation methods, demineralization by electro-dialysis, gel filtration, ion exchange, per-evaporation and osmotic dehydration.

TOTAL: 45 PERIODS**COURSE OUTCOMES:**

At the end of the course the students will be able to

CO1 understand the importance of food polymers

CO2 understand the effect of various methods of processing on the structure and texture of food materials

CO3 understand the interaction of food constituents with respect to thermal, electrical properties to develop new technologies for processing and preservation.

TEXT BOOKS:

1. R.L. Earle. 2004. Unit Operations in Food Processing. The New Zealand Institute of Food Science & Technology, Nz. Warren L. McCabe, Julian Smith, Peter Harriott. 2004.
2. Unit Operations of Chemical Engineering, 7th Ed. McGraw-Hill, Inc., NY, USA. Christie John Geankoplis. 2003.
3. Transport Processes and Separation Process Principles (Includes Unit Operations), 4th Ed. Prentice-Hall, NY, USA.
4. George D. Saravacos and Athanasios E. Kostaropoulos. 2002. Handbook of Food Processing Equipment. Springer Science+Business Media, New York, USA.
5. J. F. Richardson, J. H. Harker and J. R. Backhurst. 2002. Coulson & Richardson's Chemical Engineering, Vol. 2, Particle Technology and Separation Processes, 5th Ed.

OFD355**FOOD SAFETY AND QUALITY REGULATIONS****L T P C**
3 0 0 3**OBJECTIVES:**

- To characterize different type of food hazards, physical, chemical and biological in the industry and food service establishments
- To help become skilled in systems for food safety surveillance
- To be aware of the regulatory and statutory bodies in India and the world
- To ensure processed food meets global standards

UNIT I**10**

Introduction to food safety and security: Hygienic design of food plants and equipments, Food Contaminants (Microbial, Chemical, Physical), Food Adulteration (Common adulterants), Food Additives (functional role, safety issues), Food Packaging & labeling. Sanitation in warehousing, storage, shipping, receiving, containers and packaging materials. Control of rats, rodents, mice, birds, insects and microbes. Cleaning and Disinfection, ISO 22000 – Importance and Implementation

UNIT II**8**

Food quality: Various Quality attributes of food, Instrumental, chemical and microbial Quality control. Sensory evaluation of food and statistical analysis. Water quality and other utilities.

UNIT III**9**

Critical Quality control point in different stages of production including raw materials and processing materials. Food Quality and Quality control including the HACCP system. Food inspection and Food Law, Risk assessment – microbial risk assessment, dose response and exposure response modelling, risk management, implementation of food surveillance system to monitor food safety, risk communication

UNIT IV**9**

Indian and global regulations: FAO in India, Technical Cooperation programmes, Bio-security in Food and Agriculture, World Health Organization (WHO), World Animal Health Organization (OIE), International Plant Protection Convention (IPPC)

UNIT V**9**

Codex Alimentarius Commission - Codex India – Role of Codex Contact point, National Codex contact point (NCCP), National Codex Committee of India – ToR, Functions, Shadow Committees etc.

TOTAL: 45 PERIODS**COURSE OUTCOMES:**

CO1 Thorough Knowledge of food hazards, physical, chemical and biological in the industry and food service establishments

CO2 Awareness on regulatory and statutory bodies in India and the world

REFERENCES:

1. Handbook of food toxicology by S. S. Deshpande, 2002
2. The food safety information handbook by Cynthia A. Robert, 2009
3. Nutritional and safety aspects of food processing by Tannenbaum SR, Marcel Dekker Inc., New York 1979
4. Microbiological safety of Food by Hobbs BC, 1973
5. Food Safety Handbook by Ronald H. Schmidt, Gary E. Rodrick, A John Wiley & Sons Publication, 2003

OPY353

NUTRACEUTICALS

L T P C
3 0 0 3

OBJECTIVES:

- To understand the basic concepts of Nutraceuticals and functional food, their chemical nature and methods of extraction.
- To understand the role of Nutraceuticals and functional food in health and disease.

UNIT I INTRODUCTION AND SIGNIFICANCE

6

Introduction to Nutraceuticals and functional foods; importance, history, definition, classification, list of functional foods and their benefits, Phytochemicals, zoochemicals and microbes in food, plants, animals and microbes.

UNIT II PHYTOCHEMICALS AS NUTRACEUTICALS

11

Phytoestrogens in plants; isoflavones; flavonols, polyphenols, tannins, saponins, lignans, lycopene, chitin, carotenoids. Manufacturing practice of selected nutraceuticals such as lycopene, isoflavonoids, glucosamine, phytosterols. Formulation of functional foods containing nutraceuticals - stability, analytical and labelling issues.

UNIT III ASSESSMENT OF ANTIOXIDANT ACTIVITY

11

In vitro and in vivo methods for the assessment of antioxidant activity, Comparison of different *in vitro* methods to evaluate the antioxidant, antioxidant mechanism, Prediction of the antioxidant activity of natural phenolics from electrotopological state indices, Optimising phytochemical release by process technology; Variation of Antioxidant Activity during technological treatments, new food grade peptidases from plant sources.

UNIT IV ROLE IN HEALTH AND DISEASE

11

The health benefit of - Soy protein, Spirulina, Tea, Olive oil, plant sterols, Broccoli, omega3 fatty acid and eicosanoids. Nutraceuticals and Functional foods in Gastrointestinal disorder, Cancer, CVD, Diabetic Mellitus, HIV and Dental disease; Importance and function of probiotic, prebiotic and synbiotic and their applications, Functional foods and immune competence; role and use in obesity and nervous system disorders.

UNIT V SAFETY ISSUES

6

Health Claims, Adverse effects and toxicity of nutraceuticals, regulations and safety issues International and national.

TOTAL: 45 PERIODS

TEXT BOOKS:

1. Bisset, Normal Grainger and Max Wich H "Herbal Drugs and Phytopharmaceuticals", 2nd Edition, CRC, 2001.
2. Handbook of Nutraceuticals and Functional Foods: Robert Wildman, CRC, Publications. 2006
3. WEBB, PP, Dietary Supplements and Functional Foods Blackwell Publishing Ltd (United Kingdom), 2006

4. Ikan, Raphael "Natural Products: A Laboratory Guide", 2nd Edition, Academic Press / Elsevier, 2005.

REFERENCES:

1. Asian Functional Foods (Nutraceutical Science and Technology) by John Shi (Editor), Fereidoon Shahidi (Editor), Chi-Tang Ho (Editor), CRC Publications, Taylor & Francis, 2007
2. Functional Foods and Nutraceuticals in Cancer Prevention by Ronald Ross Watson (Author), Blackwell Publishing, 2007
3. Marketing Nutrition: Soy, Functional Foods, Biotechnology, and Obesity by Brian Wansink.
4. Functional foods: Concept to Product: Edited by G R Gibson and C M Williams, Wood head Publ., 2000
5. Hanson, James R. "Natural Products: The Secondary Metabolites", Royal Society of Chemistry, 2003.

COURSE OUTCOME - NUTRACEUTICALS

- CO 1** Acquire knowledge about the nutraceuticals and functional foods, their classification and benefits.
- CO 2** Acquire knowledge of phytochemicals, zoochemicals and microbes in food, plants, animals and microbes
- CO 3** Attain the knowledge of the manufacturing practices of selected nutraceutical components and formulation considerations of functional foods.
- CO 4** Distinguish the various *in vitro* and *in vivo* assessment of antioxidant activity of compounds from plant sources.
- CO 5** Gain information about the health benefits of various functional foods and nutraceuticals in the prevention and treatment of various lifestyle diseases.
- CO 6** Attain the knowledge of the regulatory and safety issues of nutraceuticals at national and international level.

CO – PO MAPPING												
NUTRACEUTICALS												
COURSE OUTCOME	PO1	PO2	PO3	PO4	PO5	PO6	PO7	PO8	PO9	PO10	PO11	PO12
CO 1	3											1
CO 2	3											1
CO 3	3					2						
CO 4	3											
CO 5	3					2						1
CO 6	3							2				1

OTT354

BASICS OF DYEING AND PRINTING

L T P C
3 0 0 3

OBJECTIVE:

- To enable the students to learn about the basics of Pretreatment, dyeing, printing and machinery in textile processing.

UNIT I INTRODUCTION

9

Impurities present in different fibres, Inspection of grey goods and lot preparation. Shearing,

UNIT II PRE TREATMENT

9

Desizing-Objective of Desizing- types of Desizing- Objective of Scouring- Mechanism of Scouring– Degumming of Silk, Scouring of wool - Bio Scouring. Bleaching -Objective of Bleaching: Bleaching mechanism of Hydrogen Peroxide, Hypo chlorites. Objective of Mercerizing - Physical and Chemical changes of Mercerizing.

UNIT III DYEING 9

Dye - Affinity, Substantively, Reactivity, Exhaustion and Fixation. Classification of dyes. Direct dyes: General properties, principles and method of application on cellulosic materials. Reactive dyes – principles and method of application on cellulosic materials hot brand, cold brand.

UNIT IV PRINTING 9

Definition of printing – Difference between printing and dying- Classification thickeners – Requirements to be good thickener, printing paste Preparation - different styles of printing.

UNIT V MACHINERIES 9

Fabric Processing - winch, jigger and soft flow machines. Beam dyeing machines: Printing -flat bed screen - Rotary screen. Thermo transfer printing machinery. Garment dyeing machines.

TOTAL: 45 PERIODS

OUTCOMES:

Upon completion of the course, the students will be able to Understand the

- CO1: Basics of grey fabric
- CO2: Basics of pre treatment
- CO3: Concept of Dyeing
- CO4: Concept of Printing
- CO5: Machinery in processing industry

TEXT BOOKS:

1. Trotman, E.R., Textile Scouring and Bleaching, Charless Griffins, Com. Ltd., London 1990.
2. Shenai V.A. "Technology of Textile Processing Vol. IV" 1998, Sevak Publications, Mumbai.

REFERENCES:

1. Trotman E. R., "Dyeing and Chemical Technology of Textile Fibres", Charles Griffin & Co. Ltd., U.K., 1984, ISBN : 0 85264 165 6.
2. Dr. N N Mahapatra., "Textile dyeing", Wood head publishing India, 2018
3. Mathews Kolanjikombil., "Dyeing of Textile substrates III –Fibres, Yarns and Knitted fabrics", Wood head publishing India , 2021
4. Bleaching & Mercerizing – BTRA Silver Jubilee Monograph series
5. Chakraborty, J.N, "Fundamentals and Practices in colouration of Textiles", Wood head Publishing India, 2009, ISBN-13:978-81-908001-4-3.

COURSE ARTICULATION MATRIX:

1, 2 and 3 are correlation levels with weightings as Slight (Low), Moderate (Medium) and Substantial (High) respectively

Course Out	Statement	Program Outcome														
		PO1	PO2	PO3	PO4	PO5	PO6	PO7	PO8	PO9	PO10	PO11	PO12	PSO1	PSO2	PSO3
CO1	Classification of fibres and production of natural fibres	-	-	-	-	-	-	-	2	1	-	1	1	-	1	-
CO2	Regenerated and synthetic fibres	-	-	-	-	-	-	-	2	1	-	1	1	-	1	-
CO3	Yarn spinning	-	-	-	-	-	-	-	2	1	-	1	1	-	1	-
CO4	Weaving	-	-	-	-	-	-	-	2	1	-	1	1	-	1	-

CO5	Knitting and nonwoven	-	-	-	-	-	-	-	2	1	-	1	1	-	1	-
Overall		-	-	-	-	-	-	-	2	1	-	1	1	-	1	-

FT 3201

FIBRE SCIENCE

L T P C
3 0 0 3

COURSE OBJECTIVES

- To enable the students to learn about the types of fibre and its properties

UNIT I INTRODUCTION TO TEXTILE FIBRES

9

Definition of various forms of textile fibres - staple fibre, filament, bicomponent fibres. Classification of Natural and Man-made fibres, essential and desirable properties of Fibres. Production and cultivation of Natural Fibers: Cotton, Silk, Wool -Physical and chemical structure of the above fibres.

UNIT II REGENERATED FIBRES

9

Production Sequence of Regenerated Cellulosic fibres: Viscose Rayon, Acetate rayon – High wet modulus fibres: Modal and Lyocel ,Tencel

UNIT III SYNTHETIC FIBRES

9

Production Sequence of Synthetic Fibers: polymer-Polyester, Nylon, Acrylic and polypropylene. Mineral fibres: fibre glass ,carbon .Introduction to spin finishes and texturization

UNIT IV SPECIALITY FIBRES

9

Properties and end uses of high tenacity and high modulus fibres, high temperature and flame retardant fibres, Chemical resistant fibres

UNIT V FUNCTIONAL SPECIALITY FIBRES

9

Properties and end uses : Fibres for medical application – Biodegradable fibres based on PLA ,Super absorbent fibres elastomeric fibres, ultra-fine fibres, electrospun nano fibres, metallic fibres – Gold and Silver coated.

TOTAL: 45 PERIODS

COURSE OUTCOMES

Upon completion of this course, the student would be able to

- Understand the process sequence of various fibres
- Understand the properties of various fibres

TEXT BOOKS:

- Morton W. E., and Hearle J. W. S., "Physical Properties of Textile Fibres", The Textile Institute, Washington D.C., 2008, ISBN 978-1-84569-220-95
- Meredith R., and Hearle J. W. S., "Physical Methods of Investigation of Textiles", Wiley Publication, New York, 1989, ISBN: B00JCV6ZWU | ISBN-13:
- Mukhopadhyay S. K., "Advances in Fibre Science", The Textile Institute,1992, ISBN: 1870812379

REFERENCES:

- Meredith R., "Mechanical Properties of Textile Fibres", North Holland, Amsterdam, 1986, ISBN: 1114790699, ISBN-13: 9781114790698

- Hearle J. W. S., Lomas B., and Cooke W. D., "Atlas of Fibre Fracture and Damage to Textiles", The Textile Institute, 2nd Edition, 1998, ISBN: 1855733196.
- Raheel M. (ed.), "Modern Textile Characterization Methods", Marcel Dekker, 1995, ISBN:0824794737
- Mukhopadhyay. S. K., "The Structure and Properties of Typical Melt Spun Fibres", Textile Progress, Vol. 18, No. 4, Textile Institute, 1989, ISBN: 1870812115
- Hearle J.W.S., "Polymers and Their Properties: Fundamentals of Structures and Mechanics Vol 1", Ellis Horwood, England, 1982, ISBN: 047027302X | ISBN-13: 9780470273029 36

OTT355

GARMENT MANUFACTURING TECHNOLOGY

L T P C
3 0 0 3

OBJECTIVE:

- To enable the students to understand the basics of pattern making, cutting and sewing.
- To expose the students to various problems & remedies during garment manufacturing

UNIT I PATTERN MAKING, MARKER PLANNING, CUTTING 9

Anthropometry, specification sheet, pattern making – principles, basic pattern set drafting, grading, marker planning, spreading & cutting

UNIT II TYPES OF SEAMS, STITCHES AND FUNCTIONS OF NEEDLES 9

Different types of seams and stitches; single needle lock stitch machine – mechanism and accessories; needle – functions, special needles, needlepoint

UNIT III COMPONENTS AND TRIMS USED IN GARMENT 9

Sewing thread-construction, material, thread size, packages, accessories – labels, linings, interlinings, wadding, lace, braid, elastic, hook and loop fastening, shoulder pads, eyelets and laces, zip fasteners, buttons

UNIT IV GARMENT INSPECTION AND DIMENSIONAL CHANGES 9

Raw material, in process and final inspection; needle cutting; sewability of fabrics; strength properties of apparel; dimensional changes in apparel due to laundering, dry-cleaning, steaming and pressing.

UNIT V GARMENT PRESSING, PACKING AND CARE LABELING 9

Garment pressing – categories and equipment, packing; care labelling of apparels

PROGRESS THROUGH KNOWLEDGE TOTAL: 45 PERIODS

OUTCOMES:

Upon completion of the course, the students will be able to Understand

- CO1: Pattern making, marker planning, cutting
 CO2: Types of seams, stitches and functions of needles
 CO3: Components and trims used in garment
 CO4: Garment inspection and dimensional changes
 CO5: Garment pressing, packing and care labelling

TEXT BOOKS:

- Carr H., and Latham B., "The Technology of Clothing Manufacture", Blackwell Science Ltd., Oxford, 1994.
- Gerry Cooklin, "Introduction to Clothing Manufacture" Blackwell Science Ltd., 1995. 64
- Harrison.P.W Garment Dyeing, The Textile Institute Publication, Textile Progress, Vol .19 No.2,1988.

REFERENCES:

- Winifred Aldrich., "Metric Pattern Cutting", Blackwell Science Ltd., Oxford, 1994
- Peggall H., "The Complete Dress Maker", Marshall Caverdish, London, 1985

3. Jai Prakash and Gaur R.K., "Sewing Thread", NITRA, 1994
4. Ruth Glock, Grace I. Kunz, "Apparel Manufacturing", Dorling Kindersley Publishing Inc., New Jersey, 1995.
5. Pradip V.Mehta, "An Introduction to Quality Control for the Apparel Industry", J.S.N. Internationals, 1992.

CO's	PO's												PSO's			
	1	2	3	4	5	6	7	8	9	10	11	12	1	2	3	4
1	1	1	1	-	2	-	1	1	-	2	3	1	2	3	1	3
2	2	2	1	1	1	-	1	1	-	2	2	1	2	2	1	2
3	1	1	1	1	1	1	1	1	-	1	2	1	1	3	1	3
4	2	1	1	1	2	2	2	1	1	2	3	1	2	3	1	3
5	2	2	1	1	1	1	2	1	-	2	2	1	2	2	1	2
Avg	1.6	1.2	1	0.8	1.4	0.8	1.4	1	0.2	1.8	2.4	1	1.8	2.6	1	2.6

OPE353

INDUSTRIAL SAFETY

L T P C
3 0 0 3

OBJECTIVES:

- To educate about the health hazards and the safety measures to be followed in the industrial environment.
- Describe industrial legislations (Factories Acts, Workmen's Compensation and other laws) enacted for the protection of employees health at work settings
- Describe methods of prevention and control of Occupational Health diseases, accidents / emergencies and other hazards

UNIT I INTRODUCTION

9

Need for developing Environment, Health and Safety systems in work places - Accident Case Studies - Status and relationship of Acts - Regulations and Codes of Practice - Role of trade union safety representatives. International initiatives - Ergonomics and work place.

UNIT II OCCUPATIONAL HEALTH AND HYGIENE

9

Definition of the term occupational health and hygiene - Categories of health hazards - Exposure pathways and human responses to hazardous and toxic substances - Advantages and limitations of environmental monitoring and occupational exposure limits - Hierarchy of control measures for occupational health risks - Role of personal protective equipment and the selection criteria - Effects on humans - control methods and reduction strategies for noise, radiation and excessive stress.

UNIT III WORKPLACE SAFETY AND SAFETY SYSTEMS

9

Features of Satisfactory and Safe design of work premises – good housekeeping - lighting and colour, Ventilation and Heat Control – Electrical Safety – Fire Safety – Safe Systems of work for manual handling operations – Machine guarding – Working at different levels – Process and System Safety.

UNIT IV HAZARDS AND RISK MANAGEMENT

9

Safety appraisal - analysis and control techniques – plant safety inspection – Accident investigation - Analysis and Reporting – Hazard and Risk Management Techniques – major accident hazard control – Onsite and Offsite emergency Plans.

UNIT V ENVIRONMENTAL HEALTH AND SAFETY MANAGEMENT**9**

Concept of Environmental Health and Safety Management – Elements of Environmental Health and Safety Management Policy and methods of its effective implementation and review – Elements of Management Principles – Education and Training – Employee Participation.

TOTAL: 45 PERIODS**OUTCOMES:**

After completion of this course, the student is expected to be able to:

- Describe, with example, the common work-related diseases and accidents in occupational setting
- Name essential members of the Occupational Health team
- What roles can a community health practitioners play in an Occupational setting to ensure the protection, promotion and maintenance of the health of the employee

OPE354**UNIT OPERATIONS IN PETRO CHEMICAL INDUSTRIES****L T P C
3 0 0 3****OBJECTIVES:**

- To impart to the student basic knowledge on fluid mechanics, mechanical operations, heat transfer operations and mass transfer operations.

UNIT I FLUID MECHANICS CONCEPTS

Fluid definition and classification of fluids, types of fluids, Rheological behaviour of fluids & Newton's Law of viscosity. Fluid statics-Pascal's law, Hydrostatic equilibrium, Barometric equation and pressure measurement(problems),Basic equations of fluid flow - Continuity equation, Euler's equation and Bernoulli equation; Types of flow - laminar and turbulent; Reynolds experiment; Flow through circular and non-circular conduits - Hagen Poiseuille equation (no derivation). Flow through stagnant fluids – theory of Settling and Sedimentation – Equipment (cyclones, thickeners) Conceptual numericals.

UNIT II FLOW MEASUREMENTS & MECHANICAL OPERATIONS

Different types of flow measuring devices (Orifice meter, Venturimeter, Rotameter) with derivations, flow measurements –. Pumps – types of pumps (Centrifugal & Reciprocating pumps), Energy calculations and characteristics of pumps. Size reduction–characteristics of comminute products, sieve analysis, Properties and handling of particulate solids – characterization of solid particles, average particle size, screen analysis- Conceptual numerical of differential and cumulative analysis. Size reduction, crushing laws, working principle of ball mill. Filtration & types, filtration equipments (plate and frame, rotary drum). Conceptual numericals.

UNIT III CONDUCTIVE & CONVECTIVE HEAT TRANSFER

Modes of heat transfer; Conduction – steady state heat conduction through unilayer and multilayer walls, cylinders; Insulation, critical thickness of insulation. Convection- Forced and Natural convection, principles of heat transfer co-efficient, log mean temperature difference, individual and overall heat transfer co-efficient, fouling factor; Condensation – film wise and drop wise (no derivation). Heat transfer equipments – double pipe heat exchanger, shell and tube heat exchanger (with working principle and construction with applications).

UNIT IV BASICS OF MASS TRANSFER

Diffusion-Fick's law of diffusion. Types of diffusion. Steady state molecular diffusion in fluids at rest and laminar flow (stagnant / unidirection and bi direction). Measurement of diffusivity, Mass transfer coefficients and their correlations. Conceptual numerical.

UNIT V MASS TRANSFER OPERATIONS

Basic concepts of Liquid-liquid extraction – equilibrium, stage type extractors (belt extraction and basket extraction). Distillation – Methods of distillation, distillation of binary mixtures using McCabe Thiele method. Drying- drying operations, batch and continuous drying. Conceptual numerical.

TOTAL: 45 PERIODS

COURSE OUTCOMES:

At the end of the course the student will be able to:

- State and describe the nature and properties of the fluids.
- Study the different flow measuring instruments, the principles of various size reductions, conveying equipment's, sedimentation and mixing tanks.
- Comprehend the laws governing the heat and mass transfer operations to solve the problems.
- Design the heat transfer equipment suitable for specific requirement.

TEXTBOOKS:

1. Unit operations in Chemical Engineering Warren L. McCabe, Julian C. Smith & Peter Harriot McGraw-Hill Education (India) Edition 2014
2. Fluid Mechanics K L Kumar S Chand & Company Ltd 2008
3. Introduction to Chemical Engineering Badger W.I. and Banchemo, J.T., Tata McGraw Hill New York 1997

REFERENCE BOOKS

1. Principles of Unit Operations Alan S Foust, L.A. Wenzel, C.W. Clump, L. Maus, and L.B. Anderson John Wiley & Sons 2nd edition 2008
2. Unit Operations of Chemical Engineering, Vol I & II Chattopadhyaya Khanna Publishers, Delhi-6 1996
3. Heat Transfer J P Holman McGraw Hill International Ed

OPT352

PLASTIC MATERIALS FOR ENGINEERS

L T P C
3 0 0 3

COURSE OBJECTIVES

- Understand the advantages, disadvantages and general classification of plastic materials
- To know the manufacturing, sources, and applications of engineering thermoplastics
- Understand the basics as well as the advanced applications of various plastic materials in the industry
- To understand the preparation methods of thermosetting materials
- Select suitable specialty plastics for different end applications

UNIT I INTRODUCTION TO PLASTIC MATERIALS

9

Introduction to Plastics – Brief history of plastics, advantages and disadvantages, thermoplastic and thermosetting behavior, amorphous polymers, crystalline polymers and cross-linked structures. General purpose thermoplastics/ Commodity plastics: manufacture, structure, properties and applications of polyethylene (PE), cross-linked PE, chlorinated PE, polypropylene, polyvinyl chloride-compounding, formulation, polypropylene (PP)

UNIT II ENGINEERING THERMOPLASTICS AND APPLICATIONS

9

Engineering thermoplastics – Aliphatic polyamides: structure, properties, manufacture and applications of Nylon 6, Nylon 66. Polyesters: manufacture, structure, properties and uses of PET, PBT. Manufacture, structure, properties and uses of Polycarbonates, acetal resins, polyimides, PMMA, polyphenylene oxide, thermoplastic polyurethane (PU)

UNIT III THERMOSETTING PLASTICS**9**

Thermosetting Plastics – Manufacture, curing, moulding powder, laminates, properties and uses of phenol formaldehyde resins, urea formaldehyde, melamine formaldehyde, unsaturated polyester resin, epoxy resin, silicone resins, polyurethane resins.

UNIT IV MISCELLANEOUS PLASTICS FOR END APPLICATIONS**9**

Miscellaneous plastics- Manufacture, properties and uses of polystyrene, HIPS, ABS, SAN, poly(tetrafluoroethylene) (PTFE), TFE and copolymers, PVDF, PVA, poly (vinyl acetate), poly (vinyl carbazole), cellulose acetate, PEEK, High energy absorbing polymers, super absorbent polymers- their synthesis, properties and applications

UNIT V PLASTICS MATERIALS FOR BIOMEDICAL APPLICATIONS**9**

Sources, raw materials, methods of manufacturing, properties and applications of bio-based polymers- poly lactic acid (PLA), poly hydroxy alkanooates (PHA), PBAT, bioplastics- bio-PE, bio-PP, bio-PET, polymers for biomedical applications

TOTAL: 45 PERIODS**COURSE OUTCOMES:**

- To study the importance, advantages and classification of plastic materials
- Summarize the raw materials, sources, production, properties and applications of various engineering thermoplastics
- To understand the application of polyamides, polyesters and other engineering thermoplastics, thermosetting resins
- Know the manufacture, properties and uses of thermosetting resins based on polyester, epoxy, silicone and PU
- To understand the engineering applications of various polymers in miscellaneous areas and applications of different biopolymers

REFERENCES

1. Marianne Gilbert (Ed.), Brydson's Plastics Materials, 8th Edn., Elsevier (2017).
2. J.A.Brydson, Plastics Materials, 7th Edn., Butterworth Heinemann (1999).
3. Manas Chanda, Salil K. Roy, Plastics Technology Handbook, 4th Edn., CRC press (2006).
4. A. Brent Strong, Plastics: Materials and Processing, 3rd Edn., Pearson Prentice Hall (2006).
5. Olagoke Olabisi, Kolapo Adewale (Eds.), Handbook of Thermoplastics 2nd Edn., CRC press(2016).
6. Charles A. Harper, Modern Plastics Handbook, McGraw-Hill, New York, 1999.
7. H. Dominighaus, Plastics for Engineers, Hanser Publishers, Munich, 1988.

OPT353**PROPERTIES AND TESTING OF PLASTICS****L T P C
3 0 0 3****COURSE OBJECTIVES**

- To understand the relevance of standards and specifications as well as the specimen preparation for polymer testing.
- To study the mechanical properties and testing of polymer materials and their structural property relationships.
- To understand the thermal properties of polymers and their testing methods.
- To gain knowledge on the electrical and optical properties of polymers and their testing methods.
- To study about the environmental effects and prevent polymer degradation.

UNIT I INTRODUCTION TO CHARACTERIZATION AND TESTING OF POLYMERS 9

Introduction- Standard organizations: BIS, ASTM, ISO, BS, DIN etc. Standards and specifications. Importance of standards in the quality control of polymers and polymer products. Preparation of test pieces, conditioning and test atmospheres. Tests on elastomers: processability parameters of rubbers – plasticity, Mooney viscosity, scorch time, cure time, cure rate index, Processability tests carried out on thermoplastics and thermosets: MFI, cup flow index, gel time, bulk density, bulk factor.

UNIT II MECHANICAL PROPERTIES 9

Mechanical properties: Tensile, compression, flexural, shear, tear strength, hardness, impact strength, resilience, abrasion resistance, creep and stress relaxation, compression set, dynamic fatigue, ageing properties, Basic concepts of stress and strain, short term tests: Viscoelastic behavior (simple models: Kelvin model for creep and stress relaxation, Maxwell-Voigt model, strain recovery and dynamic response), Effect of structure and composition on mechanical properties, Behavior of reinforced polymers

UNIT III THERMAL RHEOLOGICAL PROPERTIES 9

Thermal properties: Transition temperatures, specific heat, thermal conductivity, co-efficient of thermal expansion, heat deflection temperature, Vicat softening point, shrinkage, brittleness temperature, thermal stability and flammability. Product testing: Plastic films, sheeting, pipes, laminates, foams, containers, cables and tubes.

UNIT IV ELECTRICAL AND OPTICAL PROPERTIES 9

Electrical properties: volume and surface resistivity, dielectric strength, dielectric constant and power factor, arc resistance, tracking resistance, dielectric behavior of polymers (dielectric co-efficient, dielectric polarization), dissipation factor and its importance. Optical properties: transparency, refractive index, haze, gloss, clarity, birefringence.

UNIT V ENVIRONMENTAL AND CHEMICAL RESISTANCE 9

Environmental stress crack resistance (ESCR), water absorption, weathering, aging, ozone resistance, permeability and adhesion. Tests for chemical resistance. Acids, alkalies, Flammability tests- oxygen index test.

TOTAL : 45 PERIODS**COURSE OUTCOMES**

- Understand the relevance of standards and specifications.
- Summarize the various test methods for evaluating the mechanical properties of the polymers.
- To know the thermal, electrical & optical properties of polymers.
- Identify various techniques used for characterizing polymers.
- Distinguish the processability tests used for thermoplastics, thermosets and elastomers.

REFERENCES:

1. F.Majewska, H.Zowall, Handbook of analysis of synthetic polymers and plastics, Ellis Horwood Limited Publisher 1977.
2. J.F.Rabek, Experimental Methods in Polymer Chemistry, John Wiley and Sons 1980.
3. R.P.Brown, Plastic test methods, 2nd Edn., Harlond, Longman Scientific, 1981.
4. A. B. Mathur, I. S. Bharadwaj, Testing and Evaluation of Plastcis, Allied Publishers Pvt. Ltd., New Delhi, 2003.
5. Vishu Shah, Handbook of Plastic Testing Technology, 3rd Edn., John Wiley & Sons 2007.
6. S. K. Nayak, S. N. Yadav, S. Mohanty, Fundamentals of Plastic Testing, Springer, 2010.

OBJECTIVES:

- Understand the fundamentals of IC technology components and their characteristics.
- Understand combinational logic circuits and design principles.
- Understand sequential logic circuits and clocking strategies.
- Understand Interconnects and Memory Architecture.
- Understand the design of arithmetic building blocks

UNIT I MOS TRANSISTOR PRINCIPLES**9**

MOS logic families (NMOS and CMOS), Ideal and Non Ideal IV Characteristics, CMOS devices. MOS(FET) Transistor DC transfer Characteristics ,small signal analysis of MOSFET.

UNIT II COMBINATIONAL LOGIC CIRCUITS**9**

Propagation Delays, stick diagram, Layout diagrams, Examples of combinational logic design, Elmore's constant, Static Logic Gates, Dynamic Logic Gates, Pass Transistor Logic, Power Dissipation.

UNIT III SEQUENTIAL LOGIC CIRCUITS AND CLOCKING STRATEGIES**9**

Static Latches and Registers, Dynamic Latches and Registers, Pipelines, Timing classification of Digital Systems, Synchronous Design, Self-Timed Circuit Design .

UNIT IV INTERCONNECT, MEMORY ARCHITECTURE**9**

Interconnect Parameters – Capacitance, Resistance, and Inductance, Logic Implementation using Programmable Devices (ROM, PLA, FPGA), Memory Architecture and Building Blocks.

UNIT V DESIGN OF ARITHMETIC BUILDING BLOCKS**9**

Arithmetic Building Blocks: Data Paths, Adders-Ripple Carry Adder, Carry-Bypass Adder, Carry Select Adder, Carry-Look Ahead Adder, Multipliers, Barrel Shifter, power and speed tradeoffs.

TOTAL: 45 PERIODS**OUTCOMES:**

Upon successful completion of the course the student will be able to

CO1: Understand the working principle and characteristics of MOSFET

CO2: Design Combinational Logic Circuits

CO3: Design Sequential Logic Circuits and Clocking systems

CO4: Understand Memory architecture and interconnects

CO5: Design of arithmetic building blocks.

TEXT BOOKS:

1. Jan D Rabaey, Anantha Chandrakasan, "Digital Integrated Circuits: A Design Perspective", PHI, 2016.(Units II, III IV and V).
2. Neil H E Weste, Kamran Eshraghian, "Principles of CMOS VLSI Design: A System Perspective," Addison Wesley, 2009.(Units - I).

REFERENCES:

1. D.A. Hodges and H.G. Jackson, Analysis and Design of Digital Integrated Circuits, International Student Edition, McGraw Hill 1983
2. P. Rashinkar, Paterson and L. Singh, "System-on-a-Chip Verification-Methodology and Techniques", Kluwer Academic Publishers,2001
3. Samiha Mourad and Yervant Zorian, "Principles of Testing Electronic Systems", Wiley 2000
4. M. Bushnell and V. D. Agarwal, "Essentials of Electronic Testing for Digital, Memory and Mixed-Signal VLSI Circuits", Kluwer Academic Publishers,2000

CO	PO1	PO2	PO3	PO4	PO5	PO6	PO7	PO8	PO9	PO10	PO11	PO12	PSO1	PSO2	PSO3
1	3	3	2	2	1	3	-	-	-	-	2	3	3	3	3
2	3	3	2	2	1	-	-	-	-	-	-	2	3	3	3
3	3	-	3	2	1	2	-	-	-	-	3	2	3	2	3
4	3	3	2	2	2	-	-	-	-	-	-	1	3	3	2
5	2	-	3	2	2	1	-	-	-	-	1	1	3	2	2
CO	3	3	2	2	1	2	-	-	-	-	2	2	3	3	3

CBM370

WEARABLE DEVICES

L T P C
3 0 0 3

OBJECTIVES:

The student should be made to:

- To know the hardware requirement of wearable systems
- To understand the communication and security aspects in the wearable devices
- To know the applications of wearable devices in the field of medicine

UNIT I INTRODUCTION TO WEARABLE SYSTEMS AND SENSORS 9

Wearable Systems- Introduction, Need for Wearable Systems, Drawbacks of Conventional Systems for Wearable Monitoring, Applications of Wearable Systems, Types of Wearable Systems, Components of wearable Systems. Sensors for wearable systems-Inertia movement sensors, Respiration activity sensor, Impedance plethysmography, Wearable ground reaction force sensor.

UNIT II SIGNAL PROCESSING AND ENERGY HARVESTING FOR WEARABLE DEVICES 9

Wearability issues -physical shape and placement of sensor, Technical challenges - sensor design, signal acquisition, sampling frequency for reduced energy consumption, Rejection of irrelevant information. Power Requirements- Solar cell, Vibration based, Thermal based, Human body as a heat source for power generation, Hybrid thermoelectric photovoltaic energy harvests, Thermopiles.

UNIT III WIRELESS HEALTH SYSTEMS 9

Need for wireless monitoring, Definition of Body area network, BAN and Healthcare, Technical Challenges- System security and reliability, BAN Architecture – Introduction, Wireless communication Techniques.

UNIT IV SMART TEXTILE 9

Introduction to smart textile- Passive smart textile, active smart textile. Fabrication Techniques- Conductive Fibres, Treated Conductive Fibres, Conductive Fabrics, Conductive Inks. Case study- smart fabric for monitoring biological parameters - ECG, respiration.

UNIT V APPLICATIONS OF WEARABLE SYSTEMS 9

Medical Diagnostics, Medical Monitoring-Patients with chronic disease, Hospital patients, Elderly patients, neural recording, Gait analysis, Sports Medicine.

OUTCOMES:

On successful completion of this course, the student will be able to

CO1: Describe the concepts of wearable system.

CO2: Explain the energy harvestings in wearable device.

CO3: Use the concepts of BAN in health care.

CO4: Illustrate the concept of smart textile

CO5: Compare the various wearable devices in healthcare system

TOTAL: 45 PERIODS

TEXT BOOKS

1. Annalisa Bonfiglio and Danilo De Rossi, Wearable Monitoring Systems, Springer, 2011

2. Zhang and Yuan-Ting, Wearable Medical Sensors and Systems, Springer, 2013
3. Edward Sazonov and Micheal R Neuman, Wearable Sensors: Fundamentals, Implementation and Applications, Elsevier, 2014
4. Mehmet R. Yuce and JamilY.Khan, Wireless Body Area Networks Technology, Implementation applications, Pan Stanford Publishing Pte.Ltd, Singapore, 2012

REFERENCES:

1. Sandeep K.S, Gupta, Tridib Mukherjee and Krishna Kumar Venkatasubramanian, Body Area Networks Safety, Security, and Sustainability, Cambridge University Press, 2013.
2. Guang-Zhong Yang, Body Sensor Networks, Springer, 2006.

CO's- PO's & PSO's MAPPING

CO's	PO's												PSO's		
	1	2	3	4	5	6	7	8	9	10	11	12	1	2	3
1	3	2	1	1	2			1					1		1
2	3	2	1	1	2			1					1		1
3	3	2	1	1	2			1					1		1
4	3	2	1	1	2			1					1		1
5	3	2	1	1	2			1					1		1
AVg.															

CBM356

MEDICAL INFORMATICS

**L T P C
3 0 0 3**

PREAMBLE:

1. To study the applications of information technology in health care management.
2. This course provides knowledge on resources, devices, and methods required to optimize the acquisition, storage, retrieval, and use of information in health and biomedicine.

UNIT I INTRODUCTION TO MEDICAL INFORMATICS 9

Introduction - Structure of Medical Informatics –Internet and Medicine -Security issues, Computer based medical information retrieval, Hospital management and information system, Functional capabilities of a computerized HIS, Health Informatics – Medical Informatics, Bioinformatics

UNIT II COMPUTERS IN CLINICAL LABORATORY AND MEDICAL IMAGING 9

Automated clinical laboratories-Automated methods in hematology, cytology and histology, Intelligent Laboratory Information System - Computer assisted medical imaging- nuclear medicine, ultrasound imaging, computed X-ray tomography, Radiation therapy and planning, Nuclear Magnetic Resonance.

UNIT III COMPUTERISED PATIENT RECORD 9

Introduction - conventional patient record, Components and functionality of CPR, Development tools, Intranet, CPR in Radiology- Application server provider, Clinical information system, Computerized prescriptions for patients.

UNIT IV COMPUTER ASSISTED MEDICAL DECISION-MAKING 9

Neuro computers and Artificial Neural Networks application, Expert system-General model of CMD, Computer-assisted decision support system-production rule system cognitive model, semantic networks, decisions analysis in clinical medicine-computers in the care of critically ill patients, Computer aids for the handicapped.

UNIT V RECENT TRENDS IN MEDICAL INFORMATICS 9

Virtual reality applications in medicine, Virtual endoscopy, Computer assisted surgery, Surgical simulation, Telemedicine - Tele surgery, Computer assisted patient education and health- Medical education and healthcare information, computer assisted instruction in medicine.

TOTAL : 45 PERIODS

COURSE OUTCOMES:

Upon completion of the course, students will be able to:

1. Explain the structure and functional capabilities of Hospital Information System.
2. Describe the need of computers in medical imaging and automated clinical laboratory.
3. Articulate the functioning of information storage and retrieval in computerized patient record system.
4. Apply the suitable decision support system for automated clinical diagnosis.
5. Discuss the application of virtual reality and telehealth technology in medical industry.

TEXT BOOKS:

1. Mohan Bansal, "Medical informatics", Tata McGraw Hill Publishing Ltd, 2003.
2. R.D.Lele, "Computers in medicine progress in medical informatics", Tata Mcgraw Hill,2005

REFERENCES:

1. Kathryn J. Hannah, Marion J Ball, "Health Informatics", 3rd Edition, Springer, 2006.

CO's- PO's & PSO's MAPPING

CO's	PO's												PSO's		
	1	2	3	4	5	6	7	8	9	10	11	12	1	2	3
1	3	2	1	1	2			1					1	1	1
2	3	2	1	1	2			1					1	1	1
3	3	2	1	1	2			1					1	1	1
4	3	2	1	1	2			1					1	1	1
5	3	2	1	1	2			1					1	1	1
AVg.															

OBT355

BIOTECHNOLOGY FOR WASTE MANAGEMENT

L T P C

3 0 0 3

UNIT I BIOLOGICAL TREATMENT PROCESS

9

Fundamentals of biological process - Anaerobic process – Pretreatment methods in anaerobic process – Aerobic process, Anoxic process, Aerobic and anaerobic digestion of organic wastes - Factors affecting process efficiency - Solid state fermentation – Submerged fermentation – Batch and continuous fermentation

UNIT II WASTE BIOMASS AND ITS VALUE ADDITION

9

Types of waste biomass – Solid waste management - Nature of biomass feedstock – Biobased economy/process – Value addition of waste biomass – Biotransformation of biomass – Biotransformation of marine processing wastes – Direct extraction of biochemicals from biomass – Plant biomass for industrial application

UNIT III BIOCONVERSION OF WASTES TO ENERGY

9

Perspective of biofuels from wastes - Bioethanol production – Biohydrogen Production – dark and photofermentative process - Biobutanol production – Biogas and Biomethane production - Single stage

anaerobic digestion, Two stage anaerobic digestion - Biodiesel production - Enzymatic hydrolysis technologies

UNIT IV CHEMICALS AND ENZYME PRODUCTION FROM WASTES 9

Production of lactic acid, succinic acid, citric acid – Biopolymer synthesis – Production of Amylases - Lignocellulolytic enzymes - Pectinolytic enzymes - Proteases – Lipases

UNIT V BIOCOMPOSTING OF ORGANIC WASTES 9

Overview of composting process - Benefits of composting, Role of microorganisms in composting - Factors affecting the composting process - Waste Materials for Composting, Fundamentals of composting process - Composting technologies, Composting systems – Nonreactor Composting, Reactor composting - Compost Quality

TOTAL: 45 PERIODS

COURSE OUTCOMES

After completion of this course, the students should be able

1. To learn the various methods biological treatment
2. To know the details of waste biomass and its value addition
3. To develop the bioconversion processes to convert wastes to energy
4. To synthesize the chemicals and enzyme from wastes
5. To produce the biocompost from wastes
6. To apply the theoretical knowledge for the development of value added products

TEXT BOOKS

1. Antoine P. T., (2017) "Biofuels from Food Waste Applications of Saccharification Using Fungal Solid State Fermentation", CRC press
2. Joseph C A., (2019) "Anaerobic Waste-Wastewater Treatment and Biogas Plants-A Practical Handbook", CRC Press,

REFERENCE BOOKS

1. Palmiro P. and Oscar F.D'Urso, (2016) 'Biotransformation of Agricultural Waste and By-Products', The Food, Feed, Fibre, Fuel (4F) Economy, Elsevier
2. Kaur Brar S., Gurpreet Singh D. and Carlos R.S., (Eds), (2014) 'Biotransformation of Waste Biomass into High Value Biochemicals', Springer.
3. Keikhosro K, Editor, (2015) 'Lignocellulose-Based Bioproducts', Springer.
4. John P, (2014) 'Waste Management Practices-Municipal, Hazardous, and Industrial', Second Edition, CRC Press, 2014

Communicable diseases: Chickenpox / Shingles, COVID-19, Tuberculosis, Hepatitis B, Hepatitis C, HIV / AIDS, Influenza, Swine flu. Non Communicable diseases: Diabetes mellitus, atherosclerosis, fatty liver, Obesity, Cancer

UNIT III VACCINOLOGY

9

History of Vaccinology, conventional approaches to vaccine development, live attenuated and killed vaccines, adjuvants, quality control, preservation and monitoring of microorganisms in seed lot systems. Instruments related to monitoring of temperature, sterilization, environment.

UNIT IV OUTPATIENT & IN PATIENT SERVICES

9

Radiotherapy, Nuclear medicine, surgical units, OT Medical units, G & Obs. units Pediatric, neonatal units, Critical care units, Physical medicine & Rehabilitation, Neurology, Gastroenterology, Endoscopy, Pulmonology, Cardiology.

UNIT V BASICS OF IMAGING MODALITIES

9

Diagnostic X-rays - Computer tomography – MRI – Ultrasonography – Endoscopy – Thermography – Different types of biotelemetry systems.

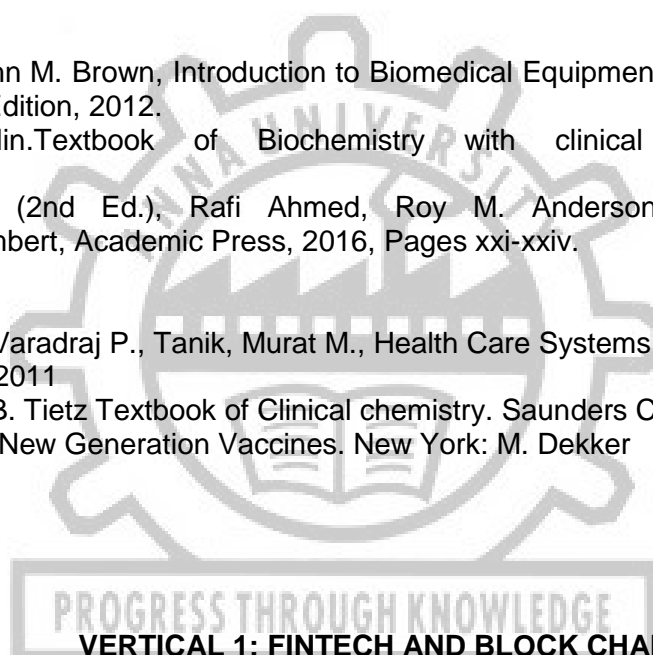
TOTAL: 45 PERIODS

TEXT BOOKS:

1. Joseph J.carr and John M. Brown, Introduction to Biomedical Equipment Technology, John Wiley and sons, New York, 4th Edition, 2012.
2. Thomas M. Devlin.Textbook of Biochemistry with clinical correlations. Wiley Liss Publishers
3. The Vaccine Book (2nd Ed.), Rafi Ahmed, Roy M. Anderson et. al.Editor(s): Barry R. Bloom, PaulHenri Lambert, Academic Press, 2016, Pages xxi-xxiv.

REFERENCE BOOKS:

1. Suh, Sang, Gurupur, Varadraj P., Tanik, Murat M., Health Care Systems, Technology and Techniques, Springer, 1st Edition, 2011
2. Burtis & Ashwood W.B. Tietz Textbook of Clinical chemistry. Saunders Company
3. Levine, M. M. (2004). New Generation Vaccines. New York: M. Dekker



CMG331

FINANCIAL MANAGEMENT

L T P C

3 0 0 3

LEARNING OBJECTIVES

- 1.To acquire the knowledge of the decision areas in finance.
2. To learn the various sources of Finance
3. To describe about capital budgeting and cost of capital.
4. To discuss on how to construct a robust capital structure and dividend policy
5. To develop an understanding of tools on Working Capital Management.

UNIT I INTRODUCTION TO FINANCIAL MANGEMENT

9

Definition and Scope of Finance Functions - Objectives of Financial Management - Profit Maximization and Wealth Maximization- Time Value of money- Risk and return concepts.

UNIT II . SOURCES OF FINANCE**9**

Long term sources of Finance -Equity Shares – Debentures - Preferred Stock – Features – Merits and Demerits. Short term sources - Bank Sources, Trade Credit, Overdrafts, Commercial Papers, Certificate of Deposits, Money market mutual funds etc

UNIT III INVESTMENT DECISIONS**9**

Investment Decisions: capital budgeting – Need and Importance – Techniques of Capital Budgeting -- Payback -ARR – NPV – IRR –Profitability Index.

Cost of Capital - Cost of Specific Sources of Capital - Equity -Preferred Stock- Debt - Reserves - Concept and measurement of cost of capital - Weighted Average Cost of Capital.

UNIT IV FINANCING AND DIVIDEND DECISION**9**

Operating Leverage and Financial Leverage- EBIT-EPS analysis. Capital Structure – determinants of Capital structure- Designing an Optimum capital structure. Dividend policy - Aspects of dividend policy - practical consideration - forms of dividend policy - - Determinants of Dividend Policy

UNIT V WORKING CAPITAL DECISION**9**

Working Capital Management: Working Capital Management - concepts - importance -Determinants of Working capital. Cash Management: Motives for holding cash – Objectives and Strategies of Cash Management. Receivables Management: Objectives - Credit policies.

TOTAL : 45 PERIODS**TEXT BOOKS**

1. M.Y. Khan and P.K.Jain Financial management, Text, Tata McGraw Hill
2. M. Pandey Financial Management, Vikas Publishing House Pvt. Ltd

REFERENCES .

1. James C. Vanhorne –Fundamentals of Financial Management– PHI Learning,.
2. Prasanna Chandra, Financial Management,
3. Srivatsava, Mishra, Financial Management, Oxford University Press, 2011

PROGRESS THROUGH KNOWLEDGE

CMG332**FUNDAMENTALS OF INVESTMENT****L T P C****3 0 0 3****OBJECTIVES:**

1. Describe the investment environment in which investment decisions are taken.
2. Explain how to Value bonds and equities
3. Explain the various approaches to value securities
4. Describe how to create efficient portfolios through diversification
5. Discuss the mechanism of investor protection in India.

UNIT I THE INVESTMENT ENVIRONMENT

The investment decision process, Types of Investments – Commodities, Real Estate and Financial Assets, the Indian securities market, the market participants and trading of securities, security market indices, sources of financial information, Concept of return and risk, Impact of Taxes and Inflation on return.

UNIT II FIXED INCOME SECURITIES

Bond features, types of bonds, estimating bond yields, Bond Valuation types of bond risks, default risk and credit rating.

UNIT III APPROACHES TO EQUITY ANALYSIS

Introduction to Fundamental Analysis, Technical Analysis and Efficient Market Hypothesis, dividend capitalisation models, and price-earnings multiple approach to equity valuation.

UNIT IV PORTFOLIO ANALYSIS AND FINANCIAL DERIVATIVES

Portfolio and Diversification, Portfolio Risk and Return; Mutual Funds; Introduction to Financial Derivatives; Financial Derivatives Markets in India

UNIT V INVESTOR PROTECTION

Role of SEBI and stock exchanges in investor protection; Investor grievances and their redressal system, insider trading, investors' awareness and activism

TOTAL: 45 PERIODS

REFERENCES:

1. Charles P. Jones, Gerald R. Jensen. Investments: analysis and management. Wiley, 14TH Edition, 2019.
2. Chandra, Prasanna. Investment analysis and portfolio management. McGraw-hill education, 5th, Edition, 2017.
3. Rustagi, R. P. Investment Management Theory and Practice. Sultan Chand & Sons, 2021.
4. Zvi Bodie, Alex Kane, Alan J Marcus, Pitabhus Mohanty, Investments, McGraw Hill Education (India), 11 Edition (SIE), 2019

CMG333

BANKING, FINANCIAL SERVICES AND INSURANCE

L T P C
3 0 0 3

OBJECTIVES

- Understand the Banking system in India
- Grasp how banks raise their sources and how they deploy it
- Understand the development in banking technology
- Understand the financial services in India
- Understand the insurance Industry in India

UNIT I INTRODUCTION TO INDIAN BANKING SYSTEM

9

Overview of Banking system – Structure – Functions – Banking system in India - Key Regulations in Indian Banking sector – RBI. Relationship between Banker and Customer - Retail & Wholesale Banking – types of Accounts - Opening and operation of Accounts.

UNIT II MANAGING BANK FUNDS/ PRODUCTS

9

Liquid Assets - Investment in securities - Advances - Loans. Negotiable Instruments – Cheques, Bills of Exchange & Promissory Notes. Designing deposit schemes – Asset and Liability Management – NPA's – Current issues on NPA's – M&A's of banks into securities market

UNIT III DEVELOPMENT IN BANKING TECHNOLOGY 9
 Payment system in India – paper based – e payment –electronic banking –plastic money – e-money – forecasting of cash demand at ATM's –The Information Technology Act, 2000 in India – RBI's Financial Sector Technology vision document – security threats in e-banking & RBI's Initiative.

UNIT IV FINANCIAL SERVICES 9
 Introduction – Need for Financial Services – Financial Services Market in India – NBFC — Leasing and Hire Purchase — mutual funds. Venture Capital Financing –Bill discounting –factoring – Merchant Banking

UNIT V INSURANCE 9
 Insurance –Concept - Need - History of Insurance industry in India. Insurance Act, 1938 –IRDA – Regulations – Life Insurance - Annuities and Unit Linked Policies - Lapse of the Policy – revival – settlement of claim

TOTAL : 45 PERIODS

REFERENCES :

1. Padmalatha Suresh and Justin Paul, "Management of Banking and Financial Services, Pearson, Delhi, 2017.
2. Meera Sharma, "Management of Financial Institutions – with emphasis on Bank and Risk Management", PHI Learning Pvt. Ltd., New Delhi 2010
3. Peter S. Rose and Sylvia C. and Hudgins, "Bank Management and Financial Services", Tata McGraw Hill, New Delhi, 2017

CMG334 INTRODUCTION TO BLOCKCHAIN AND ITS APPLICATIONS L T P C
3 0 0 3

UNIT I INTRODUCTION TO BLOCKCHAIN 9
 Blockchain: The growth of blockchain technology - Distributed systems - The history of blockchain and Bitcoin - Features of a blockchain - Types of blockchain, Consensus: Consensus mechanism - Types of consensus mechanisms - Consensus in blockchain. Decentralization: Decentralization using blockchain - Methods of decentralization - Routes to decentralization- Blockchain and full ecosystem decentralization - Smart contracts - Decentralized Organizations- Platforms for decentralization.

UNIT II INTRODUCTION TO CRYPTOCURRENCY 9
 Bitcoin – Digital Keys and Addresses – Transactions – Mining – Bitcoin Networks and Payments – Wallets – Alternative Coins – Theoretical Limitations – Bitcoin limitations – Name coin – Prime coin – Zcash – Smart Contracts – Ricardian Contracts- Deploying smart contracts on a blockchain

UNIT III ETHEREUM 9
 Introduction - The Ethereum network - Components of the Ethereum ecosystem - Transactions and messages - Ether cryptocurrency / tokens (ETC and ETH) - The Ethereum Virtual Machine (EVM), Ethereum Development Environment: Test networks - Setting up a private net - Starting up the private network

UNIT IV WEB3 AND HYPERLEDGE ` 9
 Introduction to Web3 – Contract Deployment – POST Requests – Development Frameworks – Hyperledger as a Protocol – The Reference Architecture – Hyperledger Fabric – Distributed Ledger – Corda.

UNIT V EMERGING TRENDS 9
 Kadena – Ripple – Rootstock – Quorum – Tendermint – Scalability – Privacy – Other Challenges – Blockchain Research – Notable Projects – Miscellaneous Tools.

TOTAL: 45 PERIODS

REFERENCE

1. Imran. Bashir. Mastering block chain: Distributed Ledger Technology, Decentralization, and Smart Contracts Explained. Packt Publishing, 2nd Edition, 2018
2. Peter Borovykh , Blockchain Application in Finance, Blockchain Driven, 2nd Edition, 2018
3. ArshdeepBahga, Vijay Madiseti, "Blockchain Applications: A Hands On Approach", VPT, 2017.

CMG335

FINTECH PERSONAL FINANCE AND PAYMENTS

L T P C
3 0 0 3

UNIT I CURRENCY EXCHANGE AND PAYMENT

9

Understand the concept of Crypto currency- Bitcoin and Applications -Cryptocurrencies and Digital Crypto Wallets -Types of Cryptocurrencies - Cryptocurrencies and Applications, block chain, Artificial Intelligence, machine learning. Fintech users, Individual Payments, RTGS Systems, Immediate Page 54 of 90 Payment Service (IMPS), Unified Payments Interface (UPI).Legal and Regulatory Implications of Crypto currencies, Payment systems and their regulations.Digital Payments Smart Cards, Stored-Value Cards, EC Micropayments, Payment Gateways, Mobile Payments, Digital and Virtual Currencies, Security, Ethical, Legal, Privacy, and Technology Issues

UNIT II DIGITAL FINANCE AND ALTERNATIVE FINANCE

9

A Brief History of Financial Innovation, Digitization of Financial Services, Crowd funding, Charity and Equity,. Introduction to the concept of Initial Coin Offering

UNIT III INSURETECH

9

InsurTech Introduction , Business model disruption AI/ML in InsurTech IoT and InsurTech ,Risk Modeling ,Fraud Detection Processing claims and Underwriting Innovations in Insurance Services

UNIT IV PEER TO PEER LENDING

9

P2P and Marketplace Lending, New Models and New Products in market place lending P2P Infrastructure and technologies, Concept of Crowdfunding Crowdfunding Architecture and Technology ,P2P and Crowdfunding unicorns and business models , SME/MSME Lending: Unique opportunities and Challenges, Solutions and Innovations

UNIT V REGULATORY ISSUES

9

FinTech Regulations: Global Regulations and Domestic Regulations, Evolution of RegTech, RegTech Ecosystem: Financial Institutions, RegTech Ecosystem: StartupsRegTech, Startups: Challenges, RegTech Ecosystem: Regulators, Use of AI in regulation and Fraud detection

TOTAL : 45 PERIODS

REFERENCES:

1. Swanson Seth, Fintech for Beginners: Understanding and Utilizing the power of technology, Createspace Independent Publishing Platform,2016.
2. Models AuTanda, Fintech Bigtech And Banks Digitalization and Its Impact On Banking Business, Springer, 2019
3. Henning Diedrich, Ethereum: Blockchains, Digital Assets, Smart Contracts, Decentralized Autonomous Organizations, Wildfire Publishing, 2016
4. Jacob William, FinTech:TheBeginner's Guide to Financial Technology, Createspace Independent Publishing Platform, 2016
5. IIBF, Digital Banking, Taxmann Publication, 2016
6. Jacob William, Financial Technology, Create space Independent Pub, 2016
7. Luke Sutton, Financial Technology: Bitcoin & Blockchain, Createspace Independent Pub, 2016

CMG336

INTRODUCTION TO FINTECH

L T P C
3 0 0 3

OBJECTIVES:

1. To learn about history, importance and evolution of Fintech
2. To acquire the knowledge of Fintech in payment industry
3. To acquire the knowledge of Fintech in insurance industry
4. To learn the Fintech developments around the world
5. To know about the future of Fintech

UNIT I INTRODUCTION

9

Fintech - Definition, History, concept, meaning, architecture, significance, Goals, key areas in Fintech, Importance of Fintech, role of Fintech in economic development, opportunities and challenges in Fintech, Evolution of Fintech in different sectors of the industry - Infrastructure, Banking Industry, Startups and Emerging Markets, recent developments in FinTech, future prospects and potential issues with Fintech.

UNIT II PAYMENT INDUSTRY

9

FinTech in Payment Industry-Multichannel digital wallets, applications supporting wallets, onboarding and KYC application, FinTech in Lending Industry- Formal lending, Informal lending, P2P lending, POS lending, Online lending, Payday lending, Microfinance, Crowdfunding.

UNIT III INSURANCE INDUSTRY

9

FinTech in Wealth Management Industry-Financial Advice, Automated investing, Socially responsible investing, Fractional Investing, Social Investing. FinTech in Insurance Industry- P2P insurance, On-Demand Insurance, On-Demand Consultation, Customer engagement through Quote to sell, policy servicing, Claims Management, Investment linked health insurance.

UNIT IV FINTECH AROUND THE GLOBE

9

FinTech developments - US, Europe and UK, Germany, Sweden, France, China, India, Africa, Australia, New Zealand, Brazil and Middle East, Regulatory and Policy Assessment for Growth of FinTech. FinTech as disruptors, Financial institutions collaborating with FinTech companies, The new financial world.

UNIT V FUTURE OF FINTECH

9

How emerging technologies will change financial services, the future of financial services, banking on innovation through data, why FinTech banks will rule the world, The FinTech Supermarket, Banks partnering with FinTech start-ups, The rise of BankTech, Fintech impact on Retail Banking, A future without money, Ethics in Fintech.

TOTAL:45 PERIODS

PROGRESS THROUGH KNOWLEDGE

REFERENCES

1. Arner D., Barbers J., Buckley R, The evolution of FinTech: a new post crisis paradigm, University of New South Wales Research Series, 2015
2. Susanne Chishti, Janos Barberis, The FINTECH Book: The Financial Technology Handbook for Investors, Entrepreneurs and Visionaries, Wiley Publications, 2016
3. Richard Hayen, FinTech: The Impact and Influence of Financial Technology on Banking and the Finance Industry, 2016
4. Parag Y Arjunwadkar, FinTech: The Technology Driving Disruption in the financial service industry CRC Press, 2018
5. Sanjay Phadke, Fintech Future : The Digital DNA of Finance Paperback .Sage Publications, 2020
6. Pranay Gupta, T. Mandy Tham, Fintech: The New DNA of Financial Services Paperback, 2018

COURSE OBJECTIVES:

- To develop and strengthen the entrepreneurial quality and motivation of learners.
- To impart the entrepreneurial skills and traits essential to become successful entrepreneurs.
- To apply the principles and theories of entrepreneurship and management in Technology oriented businesses.
- To empower the learners to run a Technology driven business efficiently and effectively

UNIT I INTRODUCTION TO ENTREPRENEURSHIP**9**

Entrepreneurship- Definition, Need, Scope - Entrepreneurial Skill & Traits - Entrepreneur vs. Intrapreneur; Classification of entrepreneurs, Types of entrepreneurs -Factors affecting entrepreneurial development – Achievement Motivation – Contributions of Entrepreneurship to Economic Development.

UNIT II BUSINESS OWNERSHIP & ENVIRONMENT**9**

Types of Business Ownership – Business Environmental Factors – Political-Economic-Sociological-Technological-Environmental-Legal aspects – Human Resources Mobilisation-Basics of Managing Finance-Essentials of Marketing Management - Production and Operations Planning – Systems Management and Administration

UNIT III FUNDAMENTALS OF TECHNOPRENEURSHIP**9**

Introduction to Technopreneurship - Definition, Need, Scope- Emerging Concepts- Principles - Characteristics of a technopreneur - Impacts of Technopreneurship on Society – Economy- Job Opportunities in Technopreneurship - Recent trends

UNIT IV APPLICATIONS OF TECHNOPRENEURSHIP**9**

Technology Entrepreneurship - Local, National and Global practices - Intrapreneurship and Technology interactions, Networking of entrepreneurial activities – Launching - Managing Technology based Product / Service entrepreneurship – Success Stories of Technopreneurs - Case Studies

UNIT V EMERGING TRENDS IN ENTREPRENEURSHIP**9**

Effective Business Management Strategies For Franchising - Sub-Contracting- Leasing- Technopreneurs – Agripreneurs - Netpreneurs- Portfolio entrepreneurship - NGO Entrepreneurship – Recent Entrepreneurial Developments - Local – National – Global perspectives.

TOTAL45 : PERIODS**OUTCOMES:**

Upon completion of this course, the student should be able to:

CO 1 Learn the basics of Entrepreneurship

CO 2 Understand the business ownership patterns and environment

CO 3 Understand the Job opportunities in Industries relating to Technopreneurship

CO 4 Learn about applications of technopreneurship and successful technopreneurs

CO 5 Acquaint with the recent and emerging trends in entrepreneurship

TEXT BOOKS:

- 1) S.S.Khanka, "Entrepreneurial Development" S.Chand & Co. Ltd. Ram Nagar New Delhi, 2021.
- 2) Donal F Kuratko Entrepreneurship (11th Edition) Theory, Process, Practice by Published 2019 by Cengage Learning.

REFERENCES :

- 1) Daniel Mankani. 2003. Technopreneurship: The successful Entrepreneur in the new Economy. Prentice Hall
- 2) Edward Elgar. 2007. Entrepreneurship, Cooperation and the Firm: The Emergence and Survival of High-Technology Ventures in Europe. Edi: Jan Ulijn, Dominique Drillon, and Frank Lasch. Wiley Pub.
- 3) Lang, J. 2002, The High Tech Entrepreneur's Handbook, Ft.com.
- 4) David Sheff 2002, China Dawn: The Story of a Technology and Business Revolution,
- 5) HarperBusiness, <https://fanny.staff.uns.ac.id/files/2013/12/Technopreneur-BASED-EDUCATION-REVOLUTION.pdf>
- 6) JumpStart: A Technopreneurship Fable, Dennis Posadas, (Singapore: Pearson Prentice Hall, 2009
- 7) Basics of Technopreneurship: Module 1.1-1.2, Frederico Gonzales, President-PESO Inc; M. Barcelon, UP
- 8) Journal articles pertaining to Entrepreneurship

CMG338 TEAM BUILDING AND LEADERSHIP MANAGEMENT FOR BUSINESS **L T P C**
3 0 0 3

COURSE OBJECTIVES:

- To develop and strengthen the Leadership qualities and motivation of learners.
- To impart the Leadership skills and traits essential to become successful entrepreneurs.
- To apply the principles and theories of Team Building in managing Technology oriented businesses.
- To empower the learners to build robust teams for running and leading a business efficiently and effectively

NIT I INTRODUCTION TO MANAGING TEAMS **9**

Introduction to Team - Team Dynamics - Team Formation – Stages of Team Development - Enhancing teamwork within a group - Team Coaching - Team Decision Making - Virtual Teams - Self Directed Work Teams (SDWTs) -Multicultural Teams.

UNIT II MANAGING AND DEVELOPING EFFECTIVE TEAMS **9**

Team-based Organisations- Leadership roles in team-based organisations - Offsite training and team development - Experiential Learning - Coaching and Mentoring in team building - Building High-Performance Teams - Building Credibility and Trust - Skills for Developing Others - Team Building at the Top - Leadership in Teamwork Effectiveness.

UNIT III INTRODUCTION TO LEADERSHIP **9**

Introduction to Leadership - Leadership Myths – Characteristics of Leader, Follower and Situation - Leadership Attributes - Personality Traits and Leadership- Intelligence Types and Leadership - Power and Leadership - Delegation and Empowerment .

UNIT IV LEADERSHIP IN ORGANISATIONS **9**

Leadership Styles – LMX Theory- Leadership Theory and Normative Decision Model - Situational Leadership Model - Contingency Model and Path Goal Theory – Transactional and Transformational Leadership - Charismatic Leadership - Role of Ethics and Values in Organisational Leadership.

UNIT V LEADERSHIP EFFECTIVENESS **9**

Leadership Behaviour - Assessment of Leadership Behaviors - Destructive Leadership - Motivation and Leadership - Managerial Incompetence and Derailment Conflict Management - Negotiation and Leadership - Culture and Leadership - Global Leadership – Recent Trends in Leadership.

TOTAL: 45 PERIODS

COURSE OUTCOMES:

Upon completion of this course, the student should be able to:

CO 1 Learn the basics of managing teams for business.

CO 2 Understand developing effective teams for business management.

CO 3 Understand the fundamentals of leadership for running a business.

CO 4 Learn about the importance of leadership for business development.

CO 5 Acquaint with emerging trends in leadership effectiveness for entrepreneurs.”

REFERENCES :

1. Hughes, R.L., Ginnett, R.C., & Curphy, G.J., Leadership: Enhancing the lessons of experience, 9th Ed, McGraw Hill Education, Chennai, India. (2019).
2. Katzenback, J.R., Smith, D.K., The Wisdom of Teams: Creating the High Performance Organisations, Harvard Business Review Press, (2015).
3. Haldar, U.K., Leadership and Team Building, Oxford University Press, (2010).
4. Daft, R.L., The Leadership Experience, Cengage, (2015).
5. Daniel Levi, Group Dynamics for Teams ,4th Ed, (2014), Sage Publications.
6. Dyer, W. G., Dyer, W. G., Jr., & Dyer, J. H..Team building: Proven strategies for improving team performance, 5th ed, Jossey-Bass, (2013).

CMG339

CREATIVITY & INNOVATION IN ENTREPRENEURSHIP

**L T P C
3 0 0 3**

COURSE OBJECTIVES

- To develop the creativity skills among the learners
- To impart the knowledge of creative intelligence essential for entrepreneurs
- To know the applications of innovation in entrepreneurship.
- To develop innovative business models for business.

UNIT I CREATIVITY

9

Creativity: Definition- Forms of Creativity-Essence, Elaborative and Expressive Creativities- Quality of Creativity-Existential, Entrepreneurial and Empowerment Creativities – Creative Environment- Creative Technology- - Creative Personality and Motivation.

UNIT II CREATIVE INTELLIGENCE

9

Creative Intelligence: Convergent thinking ability – Traits Congenial to creativity – Creativity Training-- Criteria for evaluating Creativity-Credible Evaluation- Improving the quality of our creativity – Creative Tools and Techniques - Blocks to creativity- fears and Disabilities- Strategies for Unblocking- Designing Creativity Enabling Environment.

UNIT III INNOVATION

9

Innovation: Definition- Levels of Innovation- Incremental Vs Radical Innovation-Product Innovation and Process- Technological, Organizational Innovation – Indicators- Characteristics of Innovation in Different Sectors. Theories in Innovation and Creativity- Design Thinking and Innovation- Innovation as Collective Change-Innovation as a system

UNIT IV INNOVATION AND ENTREPRENEURSHIP**9**

Innovation and Entrepreneurship: Entrepreneurial Mindset , Motivations and Behaviours- Opportunity Analysis and Decision Making- Industry Understanding - Entrepreneurial Opportunities- Entrepreneurial Strategies – Technology Pull/Market Push – Product -Market fit

UNIT V INNOVATIVE BUSINESS MODELS**9**

Innovative Business Models: Customer Discovery-Customer Segments-Prospect Theory and Developing Value Propositions- Developing Business Models: Elements of Business Models – Innovative Business Models: Elements, Designing Innovative Business Models- Responsible Innovation and Creativity.

TOTAL 45 : PERIODS**COURSE OUTCOMES:**

Upon completion of this course, the student should be able to:

CO 1 Learn the basics of creativity for developing Entrepreneurship

CO 2 Understand the importance of creative intelligence for business growth

CO 3 Understand the advances through Innovation in Industries

CO 4 Learn about applications of innovation in building successful ventures

CO 5 Acquaint with developing innovative business models to run the business effeciently and effectively

SUGGESTED READINGS:

1 Creativity and Inovation in Entrepreneurship, Kankha, Sultan Chand

2 Pradip N Khandwalla, Lifelong Creativity, An Unending Quest, Tata Mc Graw Hill, 2004.

3 Paul Trott, Innovation Management and New Product Development, 4e, Pearson, 2018.

4 Vinnie Jauhari, Sudanshu Bhushan, Innovation Management, Oxford Higher Education, 2014.

5 Innovation Management, C.S.G. Krishnamacharyulu, R. Lalitha, Himalaya Publishing House, 2010.

6 Dale Timpe, Creativity, Jaico Publishing House, 2003.

7 Brian Clegg, Paul Birch, Creativity, Kogan Page, 2009.

8 Strategic Innovation: Building and Sustaining Innovative Organizations- Course Era, Raj Echambadi.

CMG340**PRINCIPLES OF MARKETING MANAGEMENT FOR BUSINESS****L T P C****3 0 0 3****COURSE OBJECTIVES:**

- To provide basic knowledge of concepts, principles, tools and techniques of marketing for entrepreneurs
- To provide an exposure to the students pertaining to the nature and Scope of marketing, which they are expected to possess when they enter the industry as practitioners.
- To give them an understanding of fundamental premise underlying market driven strategies and the basic philosophies and tools of marketing management for business owners.

UNIT I INTRODUCTION TO MARKETING MANAGEMENT**9**

Introduction - Market and Marketing – Concepts- Functions of Marketing - Importance of Marketing - Marketing Orientations - Marketing Mix-The Traditional 4Ps - The Modern Components of the Mix - The Additional 3Ps - Developing an Effective Marketing Mix.

UNIT II MARKETING ENVIRONMENT**9**

Introduction - Environmental Scanning - Analysing the Organisation's Micro Environment and Macro Environment - Differences between Micro and Macro Environment – Techniques of Environment Scanning - Marketing organization - Marketing Research and the Marketing Information System, Types and Components.

UNIT III PRODUCT AND PRICING MANAGEMENT**9**

Product- Meaning, Classification, Levels of Products – Product Life Cycle (PLC) - Product Strategies - Product Mix - Packaging and Labelling - New Product Development - Brand and Branding - Advantages and disadvantages of branding Pricing - Factors Affecting Price Decisions - Cost Based Pricing - Value Based and Competition Based Pricing - Pricing Strategies - National and Global Pricing.

UNIT IV PROMOTION AND DISTRIBUTION MANAGEMENT

9

Introduction to Promotion – Marketing Channels- Integrated Marketing Communications (IMC) - Introduction to Advertising and Sales Promotion – Basics of Public Relations and Publicity - Personal Selling - Process - Direct Marketing - Segmentation, Targeting and Positioning (STP)-Logistics Management- Introduction to Retailing and Wholesaling.

UNIT V CONTEMPORARY ISSUES IN MARKETING MANAGEMENT

9

Introduction - Relationship Marketing Vs. Relationship Management - Customer Relationship Management (CRM) - Forms of Relationship Management - CRM practices - Managing Customer Loyalty and Development – Buyer-Seller Relationships- Buying Situations in Industrial / Business Market - Buying Roles in Industrial Marketing - Factors that Influence Business - Services Marketing - E-Marketing or Online Marketing.

TOTAL: 45 PERIODS

COURSE OUTCOMES:

After completion of this course, the students will be able to:

CO1 Have the awareness of marketing management process

CO 2 Understand the marketing environment

CO 3 Acquaint about product and pricing strategies

CO 4 Knowledge of promotion and distribution in marketing management.

CO 5 Comprehend the contemporary marketing scenarios and offer solutions to marketing issues.

REFERENCES:

1. Marketing Management, Sherlekar S.A, Himalaya Publishing House, 2016.
2. Marketing Management, Philip Kotler and Kevin Lane Keller, PHI 15th Ed, 2015.
- 3 Marketing Management- An Indian perspective, Vijay Prakash Anand, Biztantra, Second edition, 2016.
4. Marketing Management Global Perspective, Indian Context, V.S.Ramaswamy &S.Namakumari, Macmillan Publishers India,5th edition, 2015.
5. Marketing Management, S.H.H. Kazmi, 2013, Excel Books India.
6. Marketing Management- text and Cases, Dr. C.B.Gupta & Dr. N.Rajan Nair, 17th edition, 2016.

PROGRESS THROUGH KNOWLEDGE

CMG341 HUMAN RESOURCE MANAGEMENT FOR ENTREPRENEURS

L T P C

3 0 0 3

OBJECTIVES:

- 1) To introduce the basic concepts, structure and functions of human resource management for entrepreneurs.
- 2) To create an awareness of the roles, functions and functioning of human resource department.
- 3) To understand the methods and techniques followed by Human Resource Management practitioners.

UNIT I INTRODUCTION TO HRM

9

Concept, Definition, Objectives- Nature and Scope of HRM - Evolution of HRM - HR Manager Roles-Skills - Personnel Management Vs. HRM - Human Resource Policies - HR Accounting - HR Audit - Challenges in HRM.

UNIT II HUMAN RESOURCE PLANNING**9**

HR Planning - Definition - Factors- Tools - Methods and Techniques - Job analysis- Job rotation- Job Description - Career Planning - Succession Planning - HRIS - Computer Applications in HR - Recent Trends

UNIT III RECRUITMENT AND SELECTION**9**

Sources of recruitment- Internal Vs. External - Domestic Vs. Global Sources -eRecruitment - Selection Process- Selection techniques -eSelection- Interview Types- Employee Engagement.

UNIT IV TRAINING AND EMPLOYEE DEVELOPMENT**9**

Types of Training - On-The-Job, Off-The-Job - Training Needs Analysis – Induction and Socialisation Process - Employee Compensation - Wages and Salary Administration – Health and Social Security Measures- Green HRM Practices

UNIT V CONTROLLING HUMAN RESOURCES**9**

Performance Appraisal – Types - Methods - Collective Bargaining - Grievances Redressal Methods – Employee Discipline – Promotion – Demotion - Transfer – Dismissal - Retrenchment - Union Management Relationship - Recent Trends

TOTAL : 45 PERIODS**COURSE OUTCOMES:**

Upon completion of this course the learners will be able:

CO 1 To understand the Evolution of HRM and Challenges faced by HR Managers

CO 2 To learn about the HR Planning Methods and practices.

CO 3 To acquaint about the Recruitment and Selection Techniques followed in Industries.

CO 4 To known about the methods of Training and Employee Development.

CO 5 To comprehend the techniques of controlling human resources in organisations.

REFERENCES:

- 1) Gary Dessler and Biju Varkkey, Human Resource Management, 14e , Pearson, 2015.
- 2) Mathis and Jackson, Human Resource Management, Cengage Learning 15e, 2017.
- 3) David A. Decenzo, Stephen.P.Robbins, and Susan L. Verhulst, Human Resource Management, Wiley, International Student Edition, 11th Edition, 2014
- 4) R. Wayne Mondy, Human Resource Management, Pearson , 2015.
- 5) Luis R.Gomez-Mejia, David B.Balkin, Robert L Cardy. Managing Human Resource. PHI Learning. 2012
- 6) John M. Ivancevich, Human Resource Management,12e, McGraw Hill Irwin,2013.
- 7) K. Aswathappa, Sadhna Dash , Human Resource Management - Text and Cases , 9th Edition, McGraw Hill, 2021.
- 8) Uday Kumar Haldar, Juthika Sarkar. Human Resource management. Oxford. 2012

CMG342**FINANCING NEW BUSINESS VENTURES****L T P C
3 0 0 3****COURSE OBJECTIVES:**

- To develop the basics of business venture financing.
- To impart the knowledge essential for entrepreneurs for financing new ventures.
- To acquaint the learners with the sources of debt and equity financing.
- To empower the learners towards fund raising for new ventures effectively.

UNIT I	ESSENTIALS OF NEW BUSINESS VENTURE	9
Setting up new Business Ventures – Need - Scope - Franchising - Location Strategy, Registration Process - State Directorate of Industries- Financing for New Ventures - Central and State Government Agencies - Types of loans – Financial Institutions - SFC, IDBI, NSIC and SIDCO.		
UNIT II	INTRODUCTION TO VENTURE FINANCING	9
Venture Finance – Definition – Historic Background - Funding New Ventures- Need – Scope – Types - Cost of Project - Means of Financing - Estimation of Working Capital - Requirement of funds – Mix of Debt and Equity - Challenges and Opportunities.		
UNIT III	SOURCES OF DEBT FINANCING	9
Fund for Capital Assets - Term Loans - Leasing and Hire-Purchase - Money Market instruments – Bonds, Corporate Papers – Preference Capital- Working Capital Management- Fund based Credit Facilities - Cash Credit - Over Draft.		
UNIT IV	SOURCES OF EQUITY FINANCING	9
Own Capital, Unsecured Loan - Government Subsidies , Margin Money- Equity Funding - Private Equity Fund- Schemes of Commercial banks - Angel Funding – Crowdfunding- Venture Capital.		
UNIT V	METHODS OF FUND RAISING FOR NEW VENTURES	9
Investor Decision Process - Identifying the appropriate investors- Targeting investors- Developing Relationships with investors - Investor Selection Criteria- Company Creation- Raising Funds - Seed Funding- VC Selection Criteria – Process- Methods- Recent Trends		

TOTAL: 45 PERIODS

OUTCOMES:

Upon completion of this course, the students should be able to:

CO 1 Learn the basics of starting a new business venture.

CO 2 Understand the basics of venture financing.

CO 3 Understand the sources of debt financing.

CO 4 Understand the sources of equity financing.

CO 5 Acquaint with the methods of fund raising for new business ventures.

REFERENCES :

- 1) Principles of Corporate Finance by Brealey and Myers et al., 12TH ed, McGraw Hill Education (India) Private Limited, 2018
- 2) Prasanna Chandra, Projects : Planning ,Analysis, Selection ,Financing, Implementation and Review, McGraw Hill Education India Pvt Ltd ,New Delhi , 2019.
- 3) Introduction to Project Finance. Andrew Fight, Butterworth-Heinemann, 2006.
- 4) Metrick, Andrew; Yasuda, Ayako. Venture Capital And The Finance Of Innovation. Venture Capital And The Finance Of Innovation, 2nd Edition, Andrew Metrick And Ayako Yasuda, Eds., John Wiley And Sons, Inc, 2010.
- 5) Feld, Brad; Mendelson, Jason. Venture Deals. Wiley, 2011.
- 6) May, John; Simons, Cal. Every Business Needs An Angel: Getting The Money You Need To Make Your Business Grow. Crown Business, 2001.
- 7) Gompers, Paul Alan; Lerner, Joshua. The Money Of Invention: How Venture Capital Creates New Wealth. Harvard Business Press, 2001.
- 8) Camp, Justin J. Venture Capital Due Diligence: A Guide To Making Smart Investment Choices And Increasing Your Portfolio Returns. John Wiley & Sons, 2002.
- 9) Byers, Thomas. Technology Ventures: From Idea To Enterprise. McGraw-Hill Higher Education, 2014.
- 10) Lerner, Josh; Leamon, Ann; Hardyman, Felda. Venture Capital, Private Equity, And The Financing Of Entrepreneurship. 2012.

VERTICAL 3: PUBLIC ADMINISTRATION

CMG343

PRINCIPLES OF PUBLIC ADMINISTRATION

L T P C
3 0 0 3

UNIT-I

(9)

1. Meaning, Nature and Scope of Public Administration
2. Importance of Public Administration
3. Evolution of Public Administration

UNIT-II

(9)

1. New Public Administration
2. New Public Management
3. Public and Private Administration

UNIT-III

(9)

1. Relationships with Political Science, History and Sociology
2. Classical Approach
3. Scientific Management Approach

UNIT-IV

(9)

1. Bureaucratic Approach: Max Weber
2. Human Relations Approach : Elton Mayo
3. Ecological Approach : Riggs

UNIT-V

(9)

1. Leadership: Leadership - Styles - Approaches
2. Communication: Communication Types - Process - Barriers
3. Decision Making: Decision Making - Types, Techniques and Processes.

PROGRESS THROUGH KNOWLEDGE

TOTAL: 45 PERIODS

REFERENCES:

1. Avasthi and Maheswari: Public Administration in India, Agra:Lakshmi Narain Agarwal,2013.
2. Ramesh K Arora: Indian Public Administration, New Delhi: Wishwa Prakashan, 2012.
3. R.B. Jain: Public Administration in India,21st Century Challenges for Good Governance, New Delhi: Deep and Deep, 2002.
4. Rumki Basu: Public Administration:Concept and Theories, New Delhi: Sterling, 2013.
5. R. Tyagi, Public Administration, Atma Ram & Sons, New Delhi, 1983.

CMG344

CONSTITUTION OF INDIA

**L T P C
3 0 0 3**

UNIT- I

(9)

1. Constitutional Development Since 1909 to 1947
2. Making of the Constitution.
3. Constituent Assembly

UNIT-II

(9)

1. Fundamental Rights
2. Fundamental Duties
3. Directive Principles of State Policy

UNIT-III

(9)

1. President
2. Parliament
3. Supreme Court

UNIT-IV

(9)

1. Governor
2. State Legislature
3. High Court

UNIT-V

(9)

1. Secularism
2. Social Justice
3. Minority Safeguards

TOTAL: 45 PERIODS

REFERENCES:

1. Basu. D.D.: Introduction to Indian Constitution ; Prentice Hall; New Delhi.
2. Kapur. A.C: Indian Government and Political System; S.Chand and Company Ltd., New Delhi.
3. Johari J.C.: Indian Politics, Vishal Publications Ltd, New Delhi
4. Agarwal R.C: Indian Political System; S.Chand & Co., New Delhi

PROGRESS THROUGH KNOWLEDGE

CMG345

PUBLIC PERSONNEL ADMINISTRATION

**L T P C
3 0 0 3**

UNIT-I

(9)

1. Meaning, Scope and Importance of Personnel Administration
2. Types of Personnel Systems: Bureaucratic, Democratic and Representative systems

UNIT-II

(9)

1. Generalist Vs Specialist
2. Civil Servants' Relationship with Political Executive
3. Integrity in Administration.

UNIT-III

(9)

1. Recruitment: Direct Recruitment and Recruitment from Within

2. Training: Kinds of Training
3. Promotion

UNIT-IV (9)
 1. All India Services
 2. Service Conditions
 3. State Public Service Commission

UNIT-V (9)
 1. Employer Employee Relations
 2. Wage and Salary Administration
 3. Allowances and Benefits

TOTAL: 45 PERIODS

REFERENCES:

1. Stahl Glean O: Public Personnel Administration
2. Parnandikar Pai V.A: Personnel System for Development Administration.
3. Bhambhiru . P: Bureaucracy and Policy in India.
4. Dwivedi O.P and Jain R.B: India's Administrative state.
5. Muttalis M.A: Union Public Service Commission.
6. Bhakara Rao .V: Employer Employee Relations in India.
7. Davar R.S. Personnel Management & Industrial Relations

CMG346

ADMINISTRATIVE THEORIES

L T P C
3 0 0 3

UNIT I (9)
 Meaning, Scope and significance of Public Administration, Evolution of Public Administration as a discipline and Identity of Public Administration

UNIT II (9)
 Theories of Organization: Scientific Management Theory, Classical Model, Human Relations Theory

UNIT III (9)
 Organization goals and Behaviour, Groups in organization and group dynamics, Organizational Design.

UNIT IV (9)
 Motivation Theories, content, process and contemporary; Theories of Leadership: Traditional and Modern: Process and techniques of decision-making

UNIT V (9)
 Administrative thinkers: Kautilya, Woodrow Willson, C.I. Barnard . Peter Drucker

TOTAL: 45 PERIODS

REFERENCES:

1. Crozier M : The Bureaucratic phenomenon (Chand)
2. Blau. P.M and Scott. W : Formal Organizations (RKP)
3. Presthus. R : The Organizational Society (MAC)

4. Alvi, Shum Sun Nisa : Eminent Administrative Thinkers.
5. Keith Davis : Organization Theory (MAC)

CMG347

INDIAN ADMINISTRATIVE SYSTEM

L T P C
3 0 0 3

UNIT I

(9)

Evolution and Constitutional Context of Indian Administration, Constitutional Authorities: Finance Commission, Union Public Services Commission, Election Commission, Comptroller and Auditor General of India, Attorney General of India

UNIT II

(9)

Role & Functions of the District Collector, Relationship between the District Collector and Superintendent of Police, Role of Block Development Officer in development programmes, Local Government

UNIT III

(9)

Main Features of 73rd Constitutional Amendment Act 1992, Salient Features of 74th Constitutional Amendment Act 1992

UNIT IV

(9)

Coalition politics in India, Integrity and Vigilance in Indian Administration

UNIT V

(9)

Corruption – Ombudsman, Lok Pal & Lok Ayuktha

TOTAL: 45 PERIODS

REFERENCES:

1. S.R. Maheswari : Indian Administration
2. Khera. S.S : Administration in India
3. Ramesh K. Arora : Indian Public Administration
4. T.N. Chaturvedi : State administration in India
5. Basu, D.D : Introduction to the Constitution of India

CMG348

PUBLIC POLICY ADMINISTRATION

L T P C
3 0 0 3

UNIT-I

(9)

Meaning and Definition of Public Policy - Nature, Scope and Importance of public policy – Public policy relationship with social sciences especially with political science and Public Administration.

UNIT-II

(9)

Approaches in Policy Analysis - Institutional Approach – Incremental Approach and System's Approach – Dror's Optimal Model

UNIT-III

(9)

Major stages involved in Policy making Process – Policy Formulation – Policy Implementation – Policy Evaluation.

UNIT-IV**(9)**

Institutional Framework of Policy making – Role of Bureaucracy – Role of Interest Groups and Role of Political Parties.

UNIT-V**(9)**

Introduction to the following Public Policies – New Economic Policy – Population Policy – Agriculture policy - Information Technology Policy.

TOTAL: 45 PERIODS**REFERENCES:**

1. Rajesh Chakrabarti & Kaushik Sanyal : Public Policy in India, Oxford University Press, 2016.
2. Kuldeep Mathur : Public Policy and Politics in India, Oxford University Press, 2016.
3. Bidyutv Chakrabarty: Public Policy: Concept, Theory and Practice, 2015.
4. Pradeep Saxena : Public Policy Administration and Development
5. Sapru R.K. : Public Policy: Formulation, Implementation and Evaluation, Sterling Publishers, 2016.

VERTICAL 4: BUSINESS DATA ANALYTICS**CMG349****STATISTICS FOR MANAGEMENT****L T P C
3 0 0 3****OBJECTIVE:**

- To learn the applications of statistics in business decision making.

UNIT I INTRODUCTION**9**

Basic definitions and rules for probability, Baye's theorem and random variables, Probability distributions: Binomial, Poisson, Uniform and Normal distributions.

UNIT II SAMPLING DISTRIBUTION AND ESTIMATION**9**

Introduction to sampling distributions, Central limit theorem and applications, sampling techniques, Point and Interval estimates of population parameters.

UNIT III TESTING OF HYPOTHESIS - PARAMETIRC TESTS**9**

Hypothesis testing: one sample and two sample tests for means of large samples (z-test), one sample and two sample tests for means of small samples (t-test), ANOVA one way.

UNIT IV NON-PARAMETRIC TESTS**9**

Chi-square tests for independence of attributes and goodness of fit, Kolmogorov-Smirnov – test for goodness of fit, Mann – Whitney U test and Kruskal Wallis test.

UNIT V CORRELATION AND REGRESSION**9**

Correlation –Rank Correlation – Regression – Estimation of Regression line – Method of Least Squares – Standard Error of estimate.

TOTAL:45 PERIODS**OUTCOMES:**

- To facilitate objective solutions in business decision making.
- To understand and solve business problems
- To apply statistical techniques to data sets, and correctly interpret the results.
- To develop skill-set that is in demand in both the research and business environments
- To enable the students to apply the statistical techniques in a work setting.

REFERENCES:

1. Richard I. Levin, David S. Rubin, Masood H.Siddiqui, Sanjay Rastogi, Statistics for Management, Pearson Education, 8th Edition, 2017.
2. Prem. S. Mann, Introductory Statistics, Wiley Publications, 9th Edition, 2015.
3. T N Srivastava and Shailaja Rego, Statistics for Management, Tata McGraw Hill, 3rd Edition 2017.
4. Ken Black, Applied Business Statistics, 7th Edition, Wiley India Edition, 2012.
5. David R. Anderson, Dennis J. Sweeney, Thomas A.Williams, Jeffrey D.Camm, James
6. Cochran, Statistics for business and economics, 13th edition, Thomson (South – Western) Asia, Singapore, 2016.
7. N. D. Vohra, Business Statistics, Tata McGraw Hill, 2017.

CMG350

DATAMINING FOR BUSINESS INTELLIGENCE

L T P C
3 0 0 3

OBJECTIVES:

- To know how to derive meaning form huge volume of data and information.
- To understand how knowledge discovering process is used in business decision making.

UNIT I INTRODUCTION

Data mining, Text mining, Web mining, Data ware house.

9

UNIT II DATA MINING PROCESS

Datamining process – KDD, CRISP-DM, SEMMA
Prediction performance measures

9

UNIT III PREDICTION TECHNIQUES

Data visualization, Time series – ARIMA, Winter Holts,

9

UNIT IV CLASSIFICATION AND CLUSTERING TECHNIQUES

Classification, Association, Clustering.

9

UNIT V MACHINE LEARNING AND AI

Genetic algorithms, Neural network, Fuzzy logic, Ant Colony optimization, Particle Swarm optimization

9

TOTAL: 45 PERIODS

OUTCOMES:

1. Learn to apply various data mining techniques into various areas of different domains.
2. Be able to interact competently on the topic of data mining for business intelligence.
3. Apply various prediction techniques.
4. Learn about supervised and unsupervised learning technique.
5. Develop and implement machine learning algorithms

REFERENCES:

1. Jaiwei Ham and Micheline Kamber, Data Mining concepts and techniques, Kauffmann Publishers 2006
2. Efraim Turban, Ramesh Sharda, Jay E. Aronson and David King, Business Intelligence, Prentice Hall, 2008.
3. W.H.Inmon, Building the Data Warehouse, fourth edition Wiley India pvt. Ltd. 2005.
4. Ralph Kimball and Richard Merz, The data warehouse toolkit, John Wiley, 3rd edition,2013.
5. Michel Berry and Gordon Linoff, Mastering Data mining, John Wiley and Sons Inc, 2nd Edition, 2011
6. Michel Berry and Gordon Linoff, Data mining techniques for Marketing, Sales and Customer support, John Wiley, 2011

7. G. K. Gupta, Introduction to Data mining with Case Studies, Prentice hall of India, 2011
8. Giudici, Applied Data mining – Statistical Methods for Business and Industry, John Wiley. 2009
9. Elizabeth Vitt, Michael Luckevich Stacia Misner, Business Intelligence, Microsoft, 2011
10. Michalewicz Z., Schmidt M. Michalewicz M and Chiriac C, Adaptive Business Intelligence, Springer – Verlag, 2007
11. GalitShmueli, Nitin R. Patel and Peter C. Bruce, Data Mining for Business Intelligence – Concepts, Techniques and Applications Wiley, India, 2010.

CMG351

HUMAN RESOURCE ANALYTICS

**L T P C
3 0 0 3**

OBJECTIVES:

- To develop the ability of the learners to define and implement HR metrics that are aligned with the overall business strategy.
- To know the different types of HR metrics and understand their respective impact and application.
- To understand the impact and use of HR metrics and their connection with HR analytics.
- To understand common workforce issues and resolving them using people analytics.

UNIT I INTRODUCTION TO HR ANALYTICS 9

People Analytics - stages of maturity - Human Capital in the Value Chain : impact on business – HR metrics and KPIs.

UNIT II HR ANALYTICS I: RECRUITMENT 9

Recruitment Metrics : Fill-up ratio - Time to hire - Cost per hire - Early turnover - Employee referral hires - Agency hires - Lateral hires - Fulfillment ratio- Quality of hire.

UNIT III HR ANALYTICS - TRAINING AND DEVELOPMENT 9

Training & Development Metrics : Percentage of employees trained- Internally and externally trained -Training hours and cost per employee - ROI.

UNIT IV HR ANALYTICS EMPLOYEE ENGAGEMENT AND CAREER PROGRESSION 9

Employee Engagement Metrics :Talent Retention index - Voluntary and involuntary turnover- grades, performance, and service tenure - Internal hired index Career Progression Metrics: Promotion index - Rotation index - Career path index.

UNIT V - HR ANALYTICS IV: WORKFORCE DIVERSITY AND DEVELOPMENT 9

Workforce Diversity and Development Metrics : Employees per manager – Workforce age profiling - Workforce service profiling - Churnover index - Workforce diversity index - Gender mix

TOTAL: 45 PERIODS

OUTCOME:

- The learners will be conversant about HR metrics and ready to apply at work settings.
- The learners will be able to resolve HR issues using people analytics.

REFERENCES:

1. JacFitzenz , The New HR Analytics, AMACOM , 2010.
2. Edwards M. R., & Edwards K, Predictive HR Analytics: Mastering the HR Metric.London: Kogan Page.2016.
3. Human Resources kit for Dummies – 3 rd edition – Max Messmer, 2003
4. Dipak Kumar Bhattacharyya, HR Analytics ,Understanding Theories and Applications, SAGE Publications India ,2017.
5. Sesil, J. C. , Applying advanced analytics to HR management decisions: Methods fo selection, developing incentives, and improving collaboration. Upper Saddle River,New Jersey: Pearson Education,2014.
6. Pease, G., & Beresford, B, Developing Human Capital: Using Analytics to Plan and Optimize Your Learning and Development Investments. Wiley ,2014.
7. Phillips, J., & Phillips, P.P, Making Human Capital Analytics Work: Measuring the ROI of Human Capital Processes and OUTCOME. McGraw-Hill,2014.
8. HR Scorecard and Metrics, HBR, 2001.

CMG352

MARKETING AND SOCIAL MEDIA WEB ANALYTICS

**L T P C
3 0 0 3**

OBJECTIVE:

To showcase the opportunities that exist today to leverage the power of the web and social media

UNIT I

MARKETING ANALYTICS

9

Marketing Budget and Marketing Performance Measure, Marketing - Geographical Mapping, Data Exploration, Market Basket Analysis

UNIT II

COMMUNITY BUILDING AND MANAGEMENT

9

History and Evolution of Social Media-Understanding Science of Social Media –Goals for using Social Media-Social Media Audience and Influencers - Digital PR- Promoting Social Media Pages- Linking Social Media Accounts-The Viral Impact of Social Media.

UNIT III

SOCIAL MEDIA POLICIES AND MEASUREMENTS

9

Social Media Policies-Etiquette, Privacy- ethical problems posed by emerging social media technologies - The Basics of Tracking Social Media.

UNIT IV

WEB ANALYTICS

9

Data Collection, Overview of Qualitative Analysis, Business Analysis, KPI and Planning, Critical Components of a Successful Web Analytics Strategy, Proposals & Reports, Web Data Analysis.

UNIT V

SEARCH ANALYTICS

9

Search engine optimization (SEO), user engagement, user-generated content, web traffic analysis, online security, online ethics, data visualization.

TOTAL: 45 PERIODS

OUTCOME:

- The Learners will understand social media, web and social media analytics and their potential impact.

REFERENCES:

1. K. M. Shrivastava, Social Media in Business and Governance, Sterling Publishers Private Limited, 2013
2. Christian Fuchs, Social Media a critical introduction, SAGE Publications Ltd, 2014
3. Bittu Kumar, Social Networking, V & S Publishers, 2013

4. Avinash Kaushik, Web Analytics - An Hour a Day, Wiley Publishing, 2007
5. Ric T. Peterson, Web Analytics Demystified, Celilo Group Media and CafePress 2004
6. Takeshi Moriguchi, Web Analytics Consultant Official Textbook, 7th Edition, 2016

CMG353

OPERATION AND SUPPLY CHAIN ANALYTICS

L T P C
3 0 0 3

OBJECTIVE:

To treat the subject in depth by emphasizing on the advanced quantitative models and methods in operations and supply chain management and its practical aspects and the latest developments in the field.

UNIT I INTRODUCTION

9

Descriptive, predictive and prescriptive analytics, Data Driven Supply Chains – Basics, transforming supply chains.

UNIT II WAREHOUSING DECISIONS

9

P-Median Methods - Guided LP Approach, Greedy Drop Heuristics, Dynamic Location Models, Space Determination and Layout Methods.

UNIT III INVENTORY MANAGEMENT

9

Dynamic Lot sizing Methods, Multi-Echelon Inventory models, Aggregate Inventory system and LIMIT, Risk Analysis in Supply Chain, Risk pooling strategies.

UNIT IV TRANSPORTATION NETWORK MODELS

9

Minimal Spanning Tree, Shortest Path Algorithms, Maximal Flow Problems, Transportation Problems, Set covering and Set Partitioning Problems, Travelling Salesman Problem, Scheduling Algorithms.

UNIT V MCDM MODELS

9

Analytic Hierarchy Process(AHP), Data Envelopment Analysis (DEA), Fuzzy Logic an Techniques, the analytical network process (ANP), TOPSIS.

TOTAL: 45 PERIODS

OUTCOME:

- To enable quantitative solutions in business decision making under conditions of certainty, risk and uncertainty.

REFERENCES:

1. Nada R. Sanders, Big data driven supply chain management: A framework for implementing analytics and turning information into intelligence, Pearson Education, 2014.
2. Michael Watson, Sara Lewis, Peter Cacioppi, Jay Jayaraman, Supply Chain Network Design: Applying Optimization and Analytics to the Global Supply Chain, Pearson Education, 2013.
3. Anna Nagurney, Min Yu, Amir H. Masoumi, Ladimer S. Nagurney, Networks Against Time: Supply Chain Analytics for Perishable Products, Springer, 2013.
4. Muthu Mathirajan, Chandrasekharan Rajendran, Sowmyanarayanan Sadagopan, Arunachalam Ravindran, Parasuram Balasubramanian, Analytics in Operations/Supply Chain Management , I.K. International Publishing House Pvt. Ltd., 2016.
5. Gerhard J. Plenert, Supply Chain Optimization through Segmentation and Analytics, CRC Press, Taylor & Francis Group, 2014.

CMG354

FINANCIAL ANALYTICS

L T P C
3 0 0 3

OBJECTIVE:

- This course introduces a core set of modern analytical tools that specifically target finance applications.

UNIT I CORPORATE FINANCE ANALYSIS

9

Basic corporate financial predictive modelling- Project analysis- cash flow analysis- cost of capital, Financial Break even modelling, Capital Budget model-Payback, NPV, IRR.

UNIT II FINANCIAL MARKET ANALYSIS

9

Estimation and prediction of risk and return (bond investment and stock investment) –Time series-examining nature of data, Value at risk, ARMA, ARCH and GARCH.

UNIT III PORTFOLIO ANALYSIS

9

Portfolio Analysis – capital asset pricing model, Sharpe ratio, Option pricing models- binomial model for options, Black Scholes model and Option implied volatility.

UNIT IV TECHNICAL ANALYSIS

9

Prediction using charts and fundamentals – RSI, ROC, MACD, moving average and candle charts, simulating trading strategies. Prediction of share prices.

UNIT V CREDIT RISK ANALYSIS

9

Credit Risk analysis- Data processing, Decision trees, logistic regression and evaluating credit risk model.

TOTAL: 45 PERIODS

OUTCOME

- The learners should be able to perform financial analysis for decision making using excel, Python and R.

REFERENCES:

1. Financial analytics with R by Mark J. Bennett, Dirk L. Hugen, Cambridge university press.
2. Haskell Financial Data Modeling and Predictive Analytics Paperback – Import, 25 Oct 2013 by Pavel Ryzhov.
3. Quantitative Financial Analytics: The Path To Investment Profits Paperback – Import, 11 Sep 2017 by Edward E Williams (Author), John A Dobelman.
4. Python for Finance - Paperback – Import, 30 Jun 2017 by Yuxing Yan (Author).
5. Mastering Python for Finance Paperback – Import, 29 Apr 2015 by James Ma Weiming.

VERTICAL 5: ENVIRONMENT AND SUSTAINABILITY

CES331

SUSTAINABLE INFRASTRUCTURE DEVELOPMENT

L T P C
3 0 0 3

OBJECTIVE:

- To impart knowledge about sustainable Infrastructure development goals, practices and to understand the concepts of sustainable planning, design, construction, maintenance and decommissioning of infrastructure projects.

UNIT I SUSTAINABLE DEVELOPMENT GOALS

9

Definitions, principles and history of Sustainable Development - Sustainable development goals (SDG): global and Indian – Infrastructure Demand and Supply - Environment and Development linkages - societal and cultural demands – Sustainability indicators - Performance indicators of sustainability and

Assessment mechanism - Policy frameworks and practices: global and Indian – Infrastructure Project finance – Infrastructure project life cycle - Constraints and barriers for sustainable development - future directions.

UNIT II SUSTAINABLE INFRASTRUCTURE PLANNING 9

Overview of Infrastructure projects: Housing sector, Power sector, Water supply, road, rail and port transportation sector, rural and urban infrastructure. Environmental Impact Assessment (EIA), Land acquisition -Legal aspects, Resettlement & Rehabilitation and Development - Cost effectiveness Analysis - Risk Management Framework for Infrastructure Projects, Economic, demand, political, socio-environmental and cultural risks. Shaping the Planning Phase of Infrastructure Projects to mitigate risks, Designing Sustainable Contracts, Negotiating with multiple Stakeholders on Infrastructure Projects. Use of ICT tools in planning – Integrated planning - Clash detection in construction - BIM (Building Information Modelling).

UNIT III SUSTAINABLE CONSTRUCTION PRACTICES AND TECHNIQUES 9

Sustainability through lean construction approach - Enabling lean through information technology – Lean in planning and design - IPD (Integrated Project Delivery) - Location Based Management System - Geospatial Technologies for machine control, site management, precision control and real time progress monitoring - Role of logistics in achieving sustainable construction – Data management for integrated supply chains in construction - Resource efficiency benefits of effective logistics - Sustainability in geotechnical practice – Design considerations, Design Parameters and Procedures – Quality control and Assurance - Use of sustainable construction techniques: Precast concrete technology, Pre-engineered buildings.

UNIT IV SUSTAINABLE CONSTRUCTION MATERIALS 9

Construction materials: Concrete, steel, glass, aluminium, timber and FRP - No/Low cement concrete - Recycled and manufactured aggregate - Role of QC and durability - Sustainable consumption – Eco-efficiency - green consumerism - product stewardship and green engineering - Extended producer responsibility – Design for Environment Strategies, Practices, Guidelines, Methods, And Tools. Eco-design strategies –Design for Disassembly - Dematerialization, rematerialization, transmaterialization – Green procurement and green distribution - Analysis framework for reuse and recycling – Typical constraints on reuse and recycling - Communication of Life Cycle Information - Indian Eco mark scheme - Environmental product declarations – Environmental marketing- Life cycle Analysis (LCA), Advances in LCA: Hybrid LCA, Thermodynamic LCA - Extending LCA - economic dimension, social dimension - Life cycle costing (LCC) - Combining LCA and LCC – Case studies

UNIT V SUSTAINABLE MAINTENANCE OF INFRASTRUCTURE PROJECTS 9

Case Studies - Sustainable projects in developed countries and developing nations - An Integrated Framework for Successful Infrastructure Planning and Management - Information Technology and Systems for Successful Infrastructure Management, - Structural Health Monitoring for Infrastructure projects - Innovative Design and Maintenance of Infrastructure Facilities - Capacity Building and Improving the Governments Role in Infrastructure Implementation, Infrastructure Management Systems and Future Directions. – Use of Emerging Technologies – IoT, Big Data Analytics and Cloud Computing, Artificial Intelligences, Machine and Deep Learning, Fifth Generation (5G) Network services for maintenance .

TOTAL: 45 PERIODS

OUTCOME:

On completion of the course, the student is expected to be able to

CO1 Understand the environment sustainability goals at global and Indian scenario.

CO2 Understand risks in development of projects and suggest mitigation measures.

CO3 Apply lean techniques, LBMS and new construction techniques to achieve sustainability in infrastructure construction projects.

CO4 Explain Life Cycle Analysis and life cycle cost of construction materials.

CO5 Explain the new technologies for maintenance of infrastructure projects.

REFERENCES:

1. Charles J Kibert, Sustainable Construction : Green Building Design & Delivery, 4th Edition , Wiley Publishers 2016.
2. Steve Goodhew, Sustainable Construction Process, Wiley Blackwell,UK, 2016.
3. Craig A. Langston & Grace K.C. Ding, Sustainable Practices in the Built Environment, Butterworth Heinemann Publishers, 2011.
4. William P Spence, Construction Materials, Methods & Techniques (3e), Yesdee Publication Pvt. Ltd, 2016.
5. New Building Materials and Construction World magazine
6. Kerry Turner. R, "Sustainable Environmental Management", Principles and Practice Publisher:Belhaven Press,ISBN:1852930039.
7. Munier N, "Introduction to Sustainability", Springer2005
8. Sharma, "Sustainable Smart Cities In India: Challenges And Future Perspectives", SPRINGER, 2022.
9. Ralph Horne, Tim Grant, KarliVerghese, Life Cycle Assessment: Principles, Practice and Prospects, Csiro Publishing,2009
10. European Commission - Joint Research Centre - Institute for Environment and Sustainability: International Reference Life Cycle Data System (ILCD) Handbook - General guide for Life Cycle Assessment - Detailed guidance. Luxembourg. European Union;2010
11. Hudson, Haas, Uddin, Infrastructure management: integrating design, construction, maintenance, rehabilitation, and renovation, McGraw Hill, (1997).
12. GregerLundesjö, Supply Chain Management and Logistics in Construction: Delivering Tomorrow's Built Environment, Kogan Page Publishers, 2015.

CO's- PO's & PSO's MAPPING

CO's	PO's												PSO's		
	1	2	3	4	5	6	7	8	9	10	11	12	1	2	3
1	2		1	1		2	3	1	1		2	1	1	2	1
2	3	1	3	2	1	2	2		1	1	1	2	2	2	2
3	2	2	3	1	1	1	1				1	1	1	3	1
4	3	1	3	2	2	1	3	1	1	1	1	2	2	2	2
5	3	1	2	2	2	2	3	1		1	1	2	2	3	2
Avg.	3	1	3	2	2	2	3	1	1	1	1	2	2	3	2

CES332 SUSTAINABLE AGRICULTURE AND ENVIRONMENTAL MANAGEMENT

L T P C
3 0 0 3

OBJECTIVES:

- To educate the students about the issues of sustainability in agroecosystems, introduce the concepts and principles of agroecology as applied to the design and management of sustainable agricultural systems for a changing world.

UNIT I AGROECOLOGY, AGROECOSYSTEM AND SUSTAINABLE AGRICULTURE CONCEPTS

9

Ecosystem definition - Biotic Vs. abiotic factors in an ecosystem - Ecosystem processes - Ecological services and agriculture - Problems associated with industrial agriculture/food systems - Defining sustainability - Characteristics of sustainable agriculture - Difference between regenerative and sustainable agriculture systems

UNIT II SOIL HEALTH, NUTRIENT AND PEST MANAGEMENT**9**

Soil health definition - Factors to consider (physical, chemical and biological) - Composition of healthy soils - Soil erosion and possible control measures - Techniques to build healthy soil - Management practices for improving soil nutrient - Ecologically sustainable strategies for pest and disease control

UNIT III WATER MANAGEMENT**9**

Soil water storage and availability - Plant yield response to water - Reducing evaporation in agriculture - Earthworks and tanks for rainwater harvesting - Options for improving the productivity of water - Localized irrigation - Irrigation scheduling - Fertigation - Advanced irrigation systems and agricultural practices for sustainable water use

UNIT IV ENERGY AND WASTE MANAGEMENT**9**

Types and sources of agricultural wastes - Composition of agricultural wastes - Sustainable technologies for the management of agricultural wastes - Useful and high value materials produced using different processes from agricultural wastes - Renewable energy for sustainable agriculture

UNIT V EVALUATING SUSTAINABILITY IN AGROECOSYSTEMS**9**

Indicators of sustainability in agriculture - On-farm evaluation of agroecosystem sustainability - Alternative agriculture approaches/ farming techniques for sustainable food production - Goals and components of a community food system - Case studies

TOTAL: 45 PERIODS**OUTCOMES:**

On completion of the course, the student is expected to be able to

CO1 Have an in-depth knowledge about the concepts, principles and advantages of sustainable agriculture

CO2 Discuss the sustainable ways in managing soil health, nutrients, pests and diseases

CO3 Suggest the ways to optimize the use of water in agriculture to promote an ecological use of resources

CO4 Develop energy and waste management plans for promoting sustainable agriculture in non-sustainable farming areas

CO5 Assess an ecosystem for its level of sustainability and prescribe ways of converting to a sustainable system through the redesign of a conventional agroecosystem

REFERENCES:

- Approaches to Sustainable Agriculture – Exploring the Pathways Towards the Future of Farming, Oberc, B.P. & Arroyo Schnell, A., IUCN, Belgium, 2020
- Natural bioactive products in sustainable agriculture, Singh, J. & Yadav, A.N., Springer, 2020
- Organic Farming for Sustainable Agriculture, Nandwani, D., Springer, 2016
- Principles of Agronomy for Sustainable Agriculture, Villalobos, F.J. & Fereres, E., Springer, 2016
- Sustainable Agriculture for Food Security: A Global Perspective, Balkrishna, A., CRC Press, 2021
- Sustainable Energy Solutions in Agriculture, Bundschuh, J. & Chen, G., CRC Press, 2014

CO – PO Mapping - SUSTAINABLE AGRICULTURE PRACTICES

CO's	PO's												PSO's		
	1	2	3	4	5	6	7	8	9	10	11	12	1	2	3
1		2						2		2			2	2	
2		2		2	2	2							3	2	
3				2		2							3	2	3
4	3	2			2			2	2	2	2		3	2	3
5		2	3	2			1					1		2	
Avg.	3	2	3	2	2	2	1	2	2	2	2	1	3	2	3

1 – Low; 2 – Medium; 3 – High; ‘-’ – No correlation

OBJECTIVES

- To Impart knowledge of biomaterials and their properties
- To learn about Fundamentals aspects of Biopolymers and their applications
- To learn about bioceramics and biopolymers
- To introduce the students about metals as biomaterials and their usage as implants
- To make the students understand the significance of bionanomaterials and its applications.

UNIT I INTRODUCTION TO BIOMATERIALS 9

Introduction: Definition of biomaterials, requirements & classification of biomaterials- Types of Biomaterials- Degradable and resorbable biomaterials- engineered natural materials- Biocompatibility-Hydrogels-pyrolitic carbon for long term medical implants-textured and porous materials-Bonding types- crystal structure- imperfection in crystalline structure-surface properties and adhesion of materials –strength of biological tissues- performance of implants-tissue response to implants- Impact and Future of Biomaterials

UNIT II BIO POLYMERS 9

Molecular structure of polymers -Molecular weight - Types of polymerization techniques–Types of polymerization reactions- Physical states of polymers- Common polymeric biomaterials -Polyethylene -Polymethylmethacrylate (PMMA-Polylactic acid (PLA) and polyglycolic acid (PGA) -Polycaprolactone (PCL) - Other biodegradable polymers –Polyurethan- reactions polymers for medical purposes - Collagens- Elastin- Cellulose and derivatives- Synthetic polymeric membranes and their biological applications

UNIT III BIO CERAMICS AND BIOCOSITES 9

General properties- Bio ceramics -Silicate glass - Alumina (Al₂O₃) -Zirconia (ZrO₂)-Carbon- Calcium phosphates (CaP)- Resorbable Ceramics- surface reactive ceramics- Biomedical Composites-Polymer Matrix Composite(PMC)-Ceramic Matrix Composite(CMC)-Metal Matrix Composite (MMC)–glass ceramics - Orthopedic implants-Tissue engineering scaffolds

UNIT IV METALS AS BIOMATERIALS 9

Biomedical metals-types and properties-stainless steel-Cobalt chromium alloys-Titanium alloys-Tantalum-Nickel titanium alloy (Nitinol)- magnesium-based biodegradable alloys-surface properties of metal implants for osteointegration-medical application-corrosion of metallic implants – biological tolerance of implant metals

UNIT V NANOBIMATERIALS 9

Meatllcianobiomaterials–Nanopolymers-Nanoceramics- Nanocomposites -Carbon based nanobiomaterials - transport of nanoparticles- release rate-positive and negative effect of nanosize-nanofibres-Nano and micro features and their importance in implant performance-Nanosurface and coats-Applications nanoantibiotics- Nanomedicines- Biochips – Biomimetics- BioNEMs -Biosensor-Bioimaging/Molecular Imaging- challenges and future perspective.

TOTAL : 45 PERIODS**OUTCOMES**

- Students will gain familiarity with Biomaterials and they will understand their importance.
- Students will get an overview of different biopolymers and their properties
- Students gain knowledge on some of the important Bioceramics and Biocomposite materials
- Students gain knowledge on metals as biomaterials
- Student gains knowledge on the importance of nanobiomaterials in biomedical applications.

REFERENCES

1. C. Mauli Agrawal, Joo L. Ong, Mark R. Appleford, Gopinath Mani “Introduction to Biomaterials Basic Theory with Engineering Applications” Cambridge University Press, 2014.
2. Donglu shi “Introduction to Biomaterials” Tsinghua University press, 2006.

3. Joon Park, R.S.Lakes “Biomaterials An Introduction” third edition, Springer 2007.
4. M.Jaffe,W.Hammond, P.Tolias and T.Arinzeh “Characterization of Biomaterials” Wood head publishing, 2013.
5. Buddy D.Ratner and Allan S.Hoffman Biomaterials Science “An Introduction to Material in Medicine” Third Edition, 2013.
6. VasifHasirci, NesrinHasirci “Fundamentals of Biomaterials” Springer, 2018
7. Leopoido Javier Rios Gonzalez. “Handbook of Research on Bioenergy and Biomaterials: Consolidated and green process” Apple academic press, 2021.
8. Devarajan Thangadurai, Jeyabalan Sangeetha, Ram Prasad “Functional Bionanomaterials” springer, 2020.
9. Sujata.V.Bhat Biomaterials; Narosa Publishing house, 2002.

CES334

MATERIALS FOR ENERGY SUSTAINABILITY

L T P C

3 0 0 3

OBJECTIVES

- To familiarize the students about the challenges and demands of energy sustainability
- To provide fundamental knowledge about electrochemical devices and the materials used.
- To introduce the students to various types of fuel cell
- To enable students to appreciate novel materials and their usage in photovoltaic application
- To introduce students to the basic principles of various types Supercapacitors and the materials used.

UNIT I SUSTAINABLE ENERGY SOURCES

9

Introduction to energy demand and challenges ahead – sustainable source of energy (wind, solar etc.) – electrochemical energy systems for energy harvesting and storage – materials for sustainable electrochemical systems building – India centric solutions based on locally available materials – Economics of wind and solar power generators vs. conventional coal plants – Nuclear energy

UNIT II ELECTROCHEMICAL DEVICES

9

Electrochemical Energy – Difference between primary and secondary batteries – Secondary battery (Li-ion battery, Sodium-ion battery, Li-S battery, Li-O₂ battery, Nickel Cadmium, Nickel Metal Hydride) – Primary battery (Alkaline battery, Zinc-Carbon battery) – Materials for battery (Anode materials – Lithiated graphite, Sodiated hard carbon, Silicon doped graphene, Lithium Titanate) (Cathode Materials – S, LiCoO₂, LiFePO₄, LiMn₂O₄) – Electrolytes for Lithium-ion battery (ethylene carbonate and propylene carbonate based)

UNIT III FUEL CELLS

9

Principle of operation of fuel cells – types of fuel cells (Proton exchange membrane fuel cells, alkaline fuel cell, direct methanol fuel cells, direct borohydride fuel cells, phosphoric acid fuel cells, solid oxide fuel cells, and molten carbonate fuel cells) – Thermodynamics of fuel cell – Fuel utilization – electrolyte membrane (proton conducting and anion conducting) – Catalysts (Platinum, Platinum alloys, carbon supported platinum systems and metal oxide supported platinum catalysts) – Anatomy of fuel cells (gas diffusion layer, catalyst layer, flow field plate, current conductors, bipolar plates and monopolar plates).

UNIT IV PHOTOVOLTAICS

9

Physics of the solar cell – Theoretical limits of photovoltaic conversion – bulk crystal growth of Si and wafering for photovoltaic application - Crystalline silicon solar cells – thin film silicon solar cells – multijunction solar cells – amorphous silicon based solar cells – photovoltaic concentrators – Cu(InGa)Se₂ solar cells – Cadmium Telluride solar cells – dye sensitized solar cells – Perovskite solar cells – Measurement and characterization of solar cells - Materials used in solar cells (metallic oxides, CNT films, graphene, OD fullerenes, single-multi walled carbon nanotubes, two-dimensional Graphene, organic or Small molecule-based solar cells materials - copper-

phthalocyanine and perylenetetracarboxylicbis - benzene – fullerenes - boron subphthalocyanine- tin (II phthalocyanine)

UNIT V SUPERCAPACITORS

9

Supercapacitor –types of supercapacitors (electrostatic double-layer capacitors, pseudo capacitors and hybrid capacitors) - design of supercapacitor-three and two electrode cell-parameters of supercapacitor- Faradaic and non - Faradaic capacitance – electrode materials (transition metal oxides (MO), mixed metal oxides, conducting polymers (CP), Mxenes, nanocarbons, non-noble metal, chalcogenides, hydroxides and 1D-3D metal-organic frame work (MOF), activated carbon fibres (ACF)- Hydroxides-Based Materials - Polyaniline (PANI), a ternary hybrid composite- conductive polypyrrole hydrogels – Different types of nanocomposites for the SC electrodes (carbon-carbon composites, carbon-MOs composites, carbon-CPs composites and MOs-CPs composites) - Two-Dimensional (2D) Electrode Materials - 2D transition metal carbides, carbonitrides, and nitrides.

TOTAL : 45 PERIODS

OUTCOMES

- Students will acquire knowledge about energy sustainability.
- Students understand the principles of different electrochemical devices.
- Students learn about the working of fuel cells and their application.
- Students will learn about various Photovoltaic applications and the materials used.
- The students gain knowledge on different types of supercapacitors and the performance of various materials

REFERENCES

1. Functional materials for sustainable energy applications; John A. Kilner, Stephen J. Skinner, Stuart J. C. Irvine and Peter P. Edwards.
2. Hand Book of Fuel Cells: Fuel Cell Technology and Applications, Wolf Vielstich, Arnold Lamm, Hubert Andreas Gasteiger, Harumi Yokokawa, Wiley, London 2003.
3. B.E. Conway, Electrochemical supercapacitors: scientific fundamentals and technological applications, Kluwer Academic / Plenum publishers, New York, 1999.
4. T.R. Crompton, Batteries reference book, Newners, 3rd Edition, 2002.
5. Materials for Supercapacitor applications; B.Viswanathan. M.Aulice Scibioh
6. Electrode Materials for Supercapacitors: A Review of Recent Advances, Parnia Forouzandeh, Vignesh Kumaravel and Suresh C. Pillai, catalysts 2020.
7. Recent advances, practical challenges, and perspectives of intermediate temperature solid oxide fuel cell cathodes Amanda Ndubuisi, Sara Abouali, Kalpana Singh and VenkataramanThangadurai, J. Mater. Chem. A, 2022.
8. Review of next generation photovoltaic solar cell technology and comparative materialistic development Neeraj Kant, Pushpendra Singh, Materials Today: Proceedings, 2022.

CES335

GREEN TECHNOLOGY

**L T P C
3 0 0 3**

COURSE OBJECTIVE:

- To acquire knowledge on green systems and the environment, energy technology and efficiency, and sustainability.
- To provide green engineering solutions to energy demand, reduced energy footprint.

- UNIT I PRINCIPLES OF GREEN CHEMISTRY 9**
 Historical Perspectives and Basic Concepts. The twelve Principles of Green Chemistry and green engineering. Green chemistry metrics- atom economy, E factor, reaction mass efficiency, and other green chemistry metrics, application of green metrics analysis to synthetic plans.
- UNIT II POLLUTION TYPES 9**
 Pollution – types, causes, effects, and abatement. Waste – sources of waste, different types of waste, chemical, physical and biochemical methods of waste minimization and recycling.
- UNIT III GREEN REAGENTS AND GREEN SYNTHESIS 9**
 Environmentally benign processes- alternate solvents- supercritical solvents, ionic liquids, water as a reaction medium, energy-efficient design of processes- photo, electro and sono chemical methods, microwave-assisted reactions
- UNIT IV DESIGNING GREEN PROCESSES 9**
 Safe design, process intensification, in process monitoring. Safe product and process design – Design for degradation, Real-time Analysis for pollution prevention, inherently safer chemistry for accident prevention
- UNIT V GREEN NANOTECHNOLOGY 9**
 Nanomaterials for water treatment, nanotechnology for renewable energy, nanotechnology for environmental remediation and waste management, nanotechnology products as potential substitutes for harmful chemicals, environmental concerns with nanotechnology

TOTAL: 45 PERIODS

COURSE OUTCOMES

- CO1: To understand the principles of green engineering and technology
 CO2: To learn about pollution using hazardous chemicals and solvents
 CO3: To modify processes and products to make them green and safe.
 CO4: To design processes and products using green technology
 CO5 – To understand advanced technology in green synthesis

TEXT BOOKS

1. Green technology and design for the environment, Samir B. Billatos, Nadia A. Basaly, Taylor & Francis, Washington, DC, ©1997
2. Green Chemistry – An introductory text - M. Lancaster, RSC,2016.
3. Green chemistry metrics - Alexi Lapkin and david Constable (Eds) , Wiley publications,2008

REFERENCE

1. Environmental chemistry, Stanley E Manahan, Taylor and Francis, 2017

CES336 ENVIRONMENTAL QUALITY MONITORING AND ANALYSIS

**L T P C
3 0 0 3**

OBJECTIVES:

- to understand and study the complexity of the environment in relation to pollutants generated due to industrial activity.
- To analyze the quality of the environmental parameters and monitor the same for the purpose of environmental risk assessment.

UNIT I ENVIRONMENTAL MONITORING AND STANDARDS**9**

Introduction- Environmental Standards- Classification of Environmental Standards- Global Environmental Standards- Environmental Standards in India- Ambient air quality standards- water quality standard- Environmental Monitoring-Need for environmental monitoring- Concepts of environmental monitoring- Techniques of Environmental Monitoring.

UNIT II MONITORING OF ENVIRONMENTAL PARAMETERS**9**

Current Environmental Issues- Global Environmental monitoring programme-International conventions- Application of Environmental Monitoring- Atmospheric Monitoring - screening parameters – Significance of environmental sampling- sampling methods – water sampling - sampling of ambient air-sampling of flue gas.

UNIT III ANALYTICAL METHODS FOR ENVIRONMENTAL MONITORING**9**

Classification of Instrumental Method- Analysis of Organic Pollutants by Spectrophotometric methods - Determination of nitrogen, phosphorus and, chemical oxygen demand (COD) in sewage; Biochemical oxygen demand (BOD)- Sampling techniques for air pollution measurements; analysis of particulates and air pollutants like oxides of nitrogen, oxides of sulfur, carbon monoxide, hydrocarbon; Introduction to advanced instruments for environmental analysis

UNIT IV ENVIRONMENTAL MONITORING PROGRAMME (EMP) & RISKASSESSMENT**9**

Water quality monitoring programme- national water quality monitoring- Parameters for National Water Quality Monitoring- monitoring protocol; Process of risk assessment- hazard identification- exposure assessment-dose-response assessment; risk characterization.

UNIT V AUTOMATED DATA ACQUISITION AND PROCESSING**9**

Data Acquisition for Process Monitoring and Control - The Data Acquisition System - Online Data Acquisition, Monitoring, and Control - Implementation of a Data Management System - Review of Observational Networks -Sensors and transducers- classification of transducers- data acquisition system- types of data acquisition systems- data management and quality control; regulatory overview.

OTAL: 45 PERIODS**COURSE OUTCOMES**

After completion of this course, the students will know

CO1	Basic concepts of environmental standards and monitoring.
CO2	the ambient air quality and water quality standards;
CO3	the various instrumental methods and their principles for environmental monitoring
CO4	The significance of environmental standards in monitoring quality and sustainability of the environment.
CO5	the various ways of raising environmental awareness among the people.
CO6	Know the standard research methods that are used worldwide for monitoring the environment.

TEXTBOOKS

1. Environmental monitoring Handbook, Frank R. Burden, © 2002 by The McGraw-Hill Companies, Inc.
2. Handbook of environmental analysis: chemical pollutants in the air, water, soil, and soil wastes / Pradyot Patnaik, © 1997 by CRC Press, Inc

REFERENCES

1. Environmental monitoring / edited by G. Bruce Wiersma, © 2004 by CRC Press LLC.
2. H. H. Willard, L. L. Merit, J. A. Dean and F. A. Settle, Instrumental Methods of Analysis, CBP Publishers and Distributors, New Delhi, 1988.
3. Heaslip, G. (1975) Environmental Data Handling. John Wiley & Sons. New York.

COURSE ARTICULATION MATRIX

Course Outcome	Program Outcomes														
	PO1	PO2	PO3	PO4	PO5	PO6	PO7	PO8	PO9	PO1	PO1	PO1	PSC	PS O2	PSO3
CO1	1	1	1	-	-	-	-	-	-	-	-	-	3	-	-
CO2	1	1	1	1	1	-	-	-	1	-	2	2	2	1	1
CO3	1	1	2	1	1	-	-	-	2	-	1	1	1	-	-
CO4	1	2	3	3	1	-	-	-	2	-	3	3	1	-	-
CO5	1	1	3	2	1	-	-	-	3	-	3	1	2	-	-
CO6	3	2	3	3	2	-	-	-	3	-	3	3	3	1	1
Over all	3	2	3	3	2	-	-	-	3	-	3	3	3	1	1

CES337 INTEGRATED ENERGY PLANNING FOR SUSTAINABLE DEVELOPMENT

L T P C
3 0 0 3

COURSE OBJECTIVES:

1. To create awareness on the energy scenario of India with respect to world
2. To understand the fundamentals of energy sources, energy efficiency and resulting environmental implications of energy utilisation
3. Familiarisation on the concept of sustainable development and its benefits
4. Recognize the potential of renewable energy sources and its conversion technologies for attaining sustainable development
5. Acquainting with energy policies and energy planning for sustainable development

UNIT I ENERGY SCENARIO

9

Comparison of energy scenario – India and World (energy sources, generation mix, consumption pattern, T&D losses, energy demand, per capita energy consumption) – energy pricing – Energy security

UNIT II ENERGY AND ENVIRONMENT

9

Conventional Energy Sources - Emissions from fuels – Air, Water and Land pollution – Environmental standards - measurement and controls

UNIT III SUSTAINABLE DEVELOPMENT

9

Sustainable Development: Concepts and Stakeholders, Sustainable Development Goal (SDG) - Social development: Poverty, conceptual issues and measures, impact of poverty. Globalization and Economic growth - Economic development: Economic inequalities, Income and growth.

UNIT IV RENEWABLE ENERGY TECHNOLOGY

9

Renewable Energy – Sources and Potential – Technologies for harnessing from Solar, Wind, Hydro, Biomass and Oceans – Principle of operation, relative merits and demerits

UNIT V ENERGY PLANNING FOR SUSTAINABLE DEVELOPMENT

9

National & State Energy Policy - National solar mission - Framework of Central Electricity Authority - National Hydrogen Mission - Energy and climate policy - State Energy Action Plan, RE integration, Road map for ethanol blending, Energy Efficiency and Energy Mix

TOTAL : 45 PERIODS

COURSE OUTCOMES:

Upon completion of this course, the students will be able to

1. Understand the world and Indian energy scenario
2. Analyse energy projects, its impact on environment and suggest control strategies
3. Recognise the need of Sustainable development and its impact on human resource development
4. Apply renewable energy technologies for sustainable development
5. Fathom Energy policies and planning for sustainable development.

REFERENCES:

1. Energy Manager Training Manual (4Volumes) available at <http://www.em-ea.org/gbook1.asp>, a website administered by Bureau of Energy Efficiency (BEE), a statutory body under Ministry of Power, Government of India.2004
2. Robert Ristirer and Jack P. Kraushaar, "Energy and the environment", Willey, 2005.
3. Godfrey Boyle, "Renewable Energy, Power for a Sustainable Future", Oxford University Press, U.K., 2012
4. Twidell, J.W. & Weir A., "Renewable Energy Resources", EFNSpon Ltd., UK, 2015.
5. Dhandapani Alagiri, Energy Security in India Current Scenario, The ICFAI University Press, 2006.
6. M.H. Fulekar, Bhawana Pathak, R K Kale, "Environment and Sustainable Development" Springer, 2016
7. <https://www.niti.gov.in/verticals/energy>

CES338 ENERGY EFFICIENCY FOR SUSTAINABLE DEVELOPMENT L T P C
3 0 0 3

COURSE OBJECTIVES:

1. To understand the types of energy sources, energy efficiency and environmental implications of energy utilisation
2. To create awareness on energy audit and its impacts
3. To acquaint the techniques adopted for performance evaluation of thermal utilities
4. To familiarise on the procedures adopted for performance evaluation of electrical utilities
5. To learn the concept of sustainable development and the implication of energy usage

UNIT I ENERGY AND ENVIRONMENT 9

Primary energy sources - Coal, Oil, Gas – India Vs World with respect to energy production and consumption, Climate Change, Global Warming, Ozone Depletion, UNFCCC, COP

UNIT II ENERGY AUDITING 9

Need and types of energy audit. Energy management (audit) approach-understanding energy costs, bench marking, energy performance, matching energy use to requirement, maximizing system efficiencies, optimizing the input energy requirements, fuel & energy substitution, energy audit instruments

UNIT III ENERGY EFFICIENCY IN THERMAL UTILITIES 9

Energy conservation avenues in steam generation and utilisation, furnaces, Thermic Fluid Heaters. Insulation and Refractories - Commercial waste heat recovery devices: recuperator, regenerator, heat pipe, heat exchangers (Plate, Shell & Tube), heat pumps, and thermocompression

UNIT IV ENERGY CONSERVTION IN ELECTRICAL UTILITIES 9

Demand side management - Power factor improvement – Energy efficient transformers - Energy conservation avenues in Motors, HVAC, fans, blowers, pumps, air compressors, illumination systems and cooling towers

UNIT V SUSTAINABLE DEVELOPMENT 9

Sustainable Development: Concepts and Stakeholders, Sustainable Development Goal (SDG). Globalization and Economic growth. Economic development: Economic inequalities, Income and growth. Social development: Poverty, conceptual issues and measures, impact of poverty,

COURSE OUTCOMES:

Upon completion of this course, the students will be able to

1. Understand the prevailing energy scenario
2. Familiarise on energy audits and its relevance
3. Apply the concept of energy audit on thermal utilities
4. Employ relevant techniques for energy improvement in electrical utilities
5. Understand Sustainable development and its impact on human resource development

REFERENCES:

1. Energy Manager Training Manual (4Volumes) available at <http://www.em-ea.org/gbook1.asp>, a website administered by Bureau of Energy Efficiency (BEE), a statutory body under Ministry of Power, Government of India.2004
2. Eastop.T.D& Croft D.R, "Energy Efficiency for Engineers and Technologists", Logman Scientific & Technical, ISBN-0-582-03184, 1990
3. W.R. Murphy and G. McKay "Energy Management" Butterworths, London 1987
4. Pratap Bhattacharyya, "Climate Change and Greenhouse Gas Emission", New India Publishing Agency-Nipa,2020
5. Matthew John Franchetti , Defne Apul "Carbon Footprint Analysis: Concepts, Methods, Implementation, and Case Studies" CRC Press,2012
6. Robert A. Ristinen, Jack J. Kraushaar, Jeffrey T. Brack, "Energy and the Environment", 4th Edition,Wiley,2022
7. M.H. Fulekar,Bhawana Pathak, R K Kale,"Environment and Sustainable Development" Springer,2016
8. Sustainable development in India: Stocktaking in the run up to Rio+20: Report prepared by TERI for MoEF, 2011.

