



ANNA UNIVERSITY, CHENNAI
NON-AUTONOMOUS AFFILIATED COLLEGES
REGULATIONS 2021
CHOICE BASED CREDIT SYSTEM

B. E. MECHATRONICS ENGINEERING

PROGRAM EDUCATIONAL OBJECTIVES (PEOs)

- I. The program aims to develop a proficient engineer in Mechatronics multidisciplinary field to serve the various local and global technological needs.
- II. To develop the engineers to synergistically practice the multidisciplinary engineering systems integration particularly in mechanical, electrical, electronic, control, manufacturing and software to serve the various technological needs of Industry and Society.
- III. The programme shall create engineers continuously to uplift the knowledge, skill, attitude, self-learning, teamwork, constantly able to value the ethics and environmental eco systems.

PROGRAM OUTCOMES (POs)

PO

GRADUATE ATTRIBUTE

- 1 **Engineering knowledge:** Apply the knowledge of mathematics, science, engineering fundamentals, and an engineering specialization to the solution of complex engineering problems.
- 2 **Problem analysis:** Identify, formulate, review research literature, and analyze complex engineering problems reaching substantiated conclusions using first principles of mathematics, natural sciences, and engineering sciences.
- 3 **Design/development of solutions:** Design solutions for complex engineering problems and design system components or processes that meet the specified needs with appropriate consideration for the public health and safety, and the cultural, societal, and environmental considerations.
- 4 **Conduct investigations of complex problems:** Use research-based knowledge and research methods including design of experiments, analysis and interpretation of data, and synthesis of the information to provide valid conclusions.
- 5 **Modern tool usage:** Create, select, and apply appropriate techniques, resources, and modern engineering and IT tools including prediction and modelling to complex engineering activities with an understanding of the limitations.
- 6 **The engineer and society:** Apply reasoning informed by the contextual knowledge to assess societal, health, safety, legal and cultural issues and the consequent responsibilities relevant to the professional engineering practice.
- 7 **Environment and sustainability:** Understand the impact of the professional engineering solutions in societal and environmental contexts, and demonstrate the knowledge of, and need for sustainable development.
- 8 **Ethics:** Apply ethical principles and commit to professional ethics and responsibilities and norms of the engineering practice.
- 9 **Individual and team work:** Function effectively as an individual, and as a member or leader in diverse teams, and in multidisciplinary settings.

- 10 **Communication:** Communicate effectively on complex engineering activities with the engineering community and with society at large, such as, being able to comprehend and write effective reports and design documentation, make effective presentations, and give and receive clear instructions.
- 11 **Project management and finance:** Demonstrate knowledge and understanding of the engineering and management principles and apply these to one's own work, as a member and leader in a team, to manage projects and in multidisciplinary environments.
- 12 **Life-long learning:** Recognize the need for, and have the preparation and ability to engage in independent and life-long learning in the broadest context of technological change.

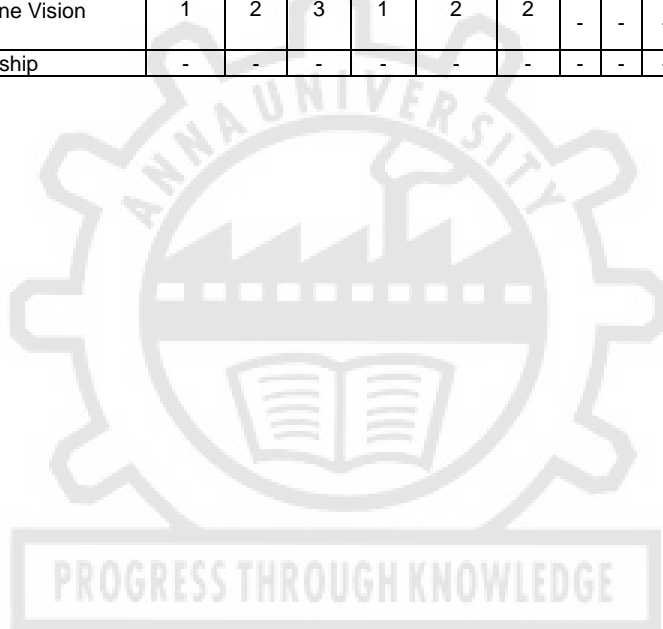
PROGRAM SPECIFIC OUTCOMES (PSOs)

- (i) Multi-disciplinary Engineering: Analyse the real world needs and design the mechatronics system using the knowledge on multi domain engineering elements and integrated software tools.
- (ii) Enhancement and up gradation: Analyse conventional functions and process of various engineering elements and propose automation solution for enhanced performance of conventional systems.
- (iii) System integration, Automated Solution and connectivity: Familiarization on sensing, interfacing, controlling, actuating, communicating and analysing the data through various subsystems.

PEO's – PO's & PSO's MAPPING:

PEO	PO												PSO		
	1	2	3	4	5	6	7	8	9	10	11	12	1	2	3
I.	2	3	3	2	3	1	1	1	3	1	1	1	2	3	2
II.	2	3	3	3	3	2	2	1	2	1	2	2	3	3	3
III.	2	3	2	2	1	2	3	3	3	2	3	1	2	2	3

		Professional Elective III	-	-	-	-	-	-	-	-	-	-	-	-	-	-	-	
		Professional Elective IV	-	-	-	-	-	-	-	-	-	-	-	-	-	-	-	
		Mandatory Course-I*	-	-	-	-	-	-	-	-	-	-	-	-	-	-	-	
		Industrial Automation Laboratory	3	2	1	1	2	2						1	2	2	3	
		Kinematics and Dynamics of Machinery Laboratory	3	2	1	1	2							1	2	1	3	
	VI		Design of Mechatronic System	3	2	3		2	1.8	-	-	-	-	-	2	3	2	3
			Robotics	3	2	3	1	2.2	-	-	-	-	-	-	1	2	1.4	3
			Open Elective – I*	-	-	-	-	-	-	-	-	-	-	-	-	-	-	-
			Professional Elective V	-	-	-	-	-	-	-	-	-	-	-	-	-	-	-
			Professional Elective VI	-	-	-	-	-	-	-	-	-	-	-	-	-	-	-
			Professional Elective VII	-	-	-	-	-	-	-	-	-	-	-	-	-	-	-
			Professional Elective VIII	-	-	-	-	-	-	-	-	-	-	-	-	-	-	-
			Mandatory Course-II**	-	-	-	-	-	-	-	-	-	-	-	-	-	-	-
	IV	VII	NCC Credit Course Level 3***	-	-	-	-	-	-	-	-	-	-	-	-	-	-	-
Mechatronics System Design Laboratory			1	3	1	2	1	3	-	-	-	-	-	2	2	1	2	
Design and Fabrication Project			3	2	1	1	-	1	-	-	-	-	-	1	2	3	1	
Machine Vision Systems			3	2		3	-	2	-	-	-	-	-	2	3	2	3	
Human Values and Ethics			-	-	-	-	-	-	-	-	-	-	-	-	-	-	-	-
Total Quality Management			-	-	-	-	-	-	-	-	-	-	-	-	-	-	-	-
Open Elective – II*			-	-	-	-	-	-	-	-	-	-	-	-	-	-	-	-
Open Elective – III**			-	-	-	-	-	-	-	-	-	-	-	-	-	-	-	-
Open Elective – IV**			-	-	-	-	-	-	-	-	-	-	-	-	-	-	-	-
			Robotics and Machine Vision Laboratory	1	2	3	1	2	2	-	-	-	-	-	1	2	2	3
VIII	Project Work/ Internship	-	-	-	-	-	-	-	-	-	-	-	-	-	-	-		



ANNA UNIVERSITY, CHENNAI
NON-AUTONOMOUS AFFILIATED COLLEGES
REGULATIONS 2021
CHOICE BASED CREDIT SYSTEM
B. E. MECHATRONICS ENGINEERING
CURRICULUM AND SYLLABI FOR I TO VIII SEMESTERS

SEMESTER I

SL. NO.	COURSE CODE	COURSE TITLE	CATE - GORY	PERIODS PER WEEK			TOTAL CONTACT PERIODS	CREDITS
				L	T	P		
1.	IP3151	Induction Programme	-	-	-	-	-	0
THEORY								
2.	HS3152	Professional English - I	HSMC	3	0	0	3	3
3.	MA3151	Matrices and Calculus	BSC	3	1	0	4	4
4.	PH3151	Engineering Physics	BSC	3	0	0	3	3
5.	CY3151	Engineering Chemistry	BSC	3	0	0	3	3
6.	GE3151	Problem Solving and Python Programming	ESC	3	0	0	3	3
7.	GE3152	தமிழர் மரபு/ Heritage of Tamils	HSMC	1	0	0	1	1
PRACTICAL								
7	GE3171	Problem Solving and Python Programming Laboratory	ESC	0	0	4	4	2
8	BS3171	Physics and Chemistry Laboratory	BSC	0	0	4	4	2
9	GE3172	English Laboratory §	EEC	0	0	2	2	1
TOTAL				16	1	10	27	22

§ Skill Based Course

SEMESTER II

SL. No.	COURSE CODE	COURSE TITLE	CATE GORY	PERIODS PER WEEK			TOTAL CONTACT PERIODS	CREDITS
				L	T	P		
THEORY								
1.	HS3252	Professional English - II	HSMC	2	0	0	2	2
2.	MA3251	Statistics and Numerical	BSC	3	1	0	4	4
3.	PH3259	Applied Materials Science	BSC	3	0	0	3	3
4.	BE3253	Basic Electrical, Electronics Engineering and Measurements	ESC	3	0	0	3	3
5.	GE3251	Engineering Graphics	ESC	2	0	4	6	4
6.	GE3252	தமிழரும் தொழில்நுட்பமும் / Tamils and Technology	HSMC	1	0	0	1	1
7.		NCC Credit Course Level 1#	-	2	0	0	2	2#
PRACTICAL								
8.	GE3271	Engineering Practices Laboratory	ESC	0	0	4	4	2
9.	BE3273	Basic Electrical, Electronics Engineering and Measurements Laboratory	ESC	0	0	4	4	2
10.	GE3272	Communication Laboratory / Foreign Language §	EEC	0	0	4	4	2
TOTAL				14	1	16	31	23

NCC Credit Course level 1 is offered for NCC students only. The grades earned by the students will be recorded in the Mark Sheet, however the same shall not be considered for the computation of CGPA.

§ Skill Based Course

SEMESTER III

S. NO.	COURSE CODE	COURSE TITLE	CATEGORY	PERIODS PER WEEK			TOTAL CONTACT PERIODS	CREDITS
				L	T	P		
THEORY								
1.	MA3351	Transforms and Partial Differential Equations	BSC	3	1	0	4	4
2.	ME3351	Engineering Mechanics	ESC	3	0	0	3	3
3.	MF3391	Mechanics of Materials	ESC	3	0	0	3	3
4.	MR3351	Fluid Mechanics and Thermal Systems	ESC	4	0	0	4	4
5.	MR3391	Digital Electronics and Microprocessor	PCC	3	0	0	3	3
6.	MR3392	Electrical Drives and Actuators	PCC	3	0	0	3	3
PRACTICALS								
7.	MR3361	Electrical Drives and Actuators Laboratory	ESC	0	0	4	4	2
8.	MR3311	Design and Modelling Laboratory	ESC	0	0	4	4	2
9.	GE3361	Professional Development [§]	EEC	0	0	2	2	1
TOTAL				19	1	10	30	25

[§] Skill Based Course

SEMESTER IV

S. NO.	COURSE CODE	COURSE TITLE	CATEGORY	PERIODS PER WEEK			TOTAL CONTACT PERIODS	CREDITS
				L	T	P		
THEORY								
1.	ME3493	Manufacturing Technology	PCC	3	0	0	3	3
2.	MR3451	Kinematics and Dynamics of Machinery	PCC	4	0	0	4	4
3.	MR3491	Sensors and Instrumentation	PCC	3	0	0	3	3
4.	MR3492	Embedded Systems and Programming	PCC	2	0	2	4	3
5.	MR3452	Control Systems Engineering	PCC	3	0	2	5	4
6.	GE3451	Environmental Sciences and Sustainability	BSC	2	0	0	2	2
7.		NCC Credit Course Level 2 [#]		3	0	0	3	3 [#]
PRACTICALS								
8.	MR3461	Sensors and Instrumentation Laboratory	PCC	0	0	4	4	2
9.	ME3382	Manufacturing Technology Laboratory	PCC	0	0	4	4	2
TOTAL				20	0	12	32	23

[#] NCC Credit Course level 2 is offered for NCC students only. The grades earned by the students will be recorded in the Mark Sheet, however the same shall not be considered for the computation of CGPA.

SEMESTER V

S. NO.	COURSE CODE	COURSE TITLE	CATE GORY	PERIODS PER WEEK			TOTAL CONTACT PERIODS	CREDITS
				L	T	P		
THEORY								
1.	MR3591	Fluid Power Systems and Industrial Automation	PCC	3	0	0	3	3
2.		Professional Elective I	PEC	-	-	-	-	3
3.		Professional Elective II	PEC	-	-	-	-	3
4.		Professional Elective III	PEC	-	-	-	-	3
5.		Professional Elective IV	PEC	-	-	-	-	3
6.		Mandatory Course-I ^{&}	MC	3	0	0	3	Non-Credit Course
PRACTICALS								
7.	MR3561	Industrial Automation Laboratory	PCC	0	0	4	4	2
8.	MR3511	Kinematics and Dynamics of Machinery Laboratory	PCC	0	0	4	4	2
TOTAL				-	-	-	-	19

[&] Mandatory Course-I is a Non-credit Course (Student shall select one course from the list given under MC- I)

SEMESTER VI

S. NO.	COURSE CODE	COURSE TITLE	CATE GORY	PERIODS PER WEEK			TOTAL CONTACT PERIODS	CREDITS
				L	T	P		
THEORY								
1.	MR3601	Design of Mechatronics System	PCC	3	0	0	3	3
2.	MR3691	Robotics	PCC	3	0	0	3	3
3.		Open Elective – I*	OEC	3	0	0	3	3
4.		Professional Elective V	PEC	-	-	-	-	3
5.		Professional Elective VI	PEC	-	-	-	-	3
6.		Professional Elective VII	PEC	-	-	-	-	3
7.		Professional Elective VIII	PEC	-	-	-	-	3
8.		Mandatory Course-II ^{&}	MC	3	0	0	3	Non-Credit Course
9.		NCC Credit Course Level 3 [#]		3	0	0	3	3 [#]
PRACTICALS								
10.	MR3611	Mechatronics System Design Laboratory	PCC	0	0	4	4	2
11.	MR3612	Design and Fabrication Project	PCC	0	0	2	2	1
TOTAL				-	-	-	-	24

*Open Elective – I shall be chosen from the emerging technologies.

[&] Mandatory Course-II is a Non-credit Course (Student shall select one course from the list given under MC- II)

[#] NCC Credit Course level 3 is offered for NCC students only. The grades earned by the students will be recorded in the Mark Sheet, however the same shall not be considered for the computation of CGPA

SEMESTER VII /VIII*

S. NO.	COURSE CODE	COURSE TITLE	CATE GORY	PERIODS PER WEEK			TOTAL CONTACT PERIODS	CREDITS
				L	T	P		
THEORY								
1.	MR3701	Machine Vision Systems	PCC	3	0	0	3	3
2.	GE3791	Human Values and Ethics	HSMC	2	0	0	2	2
3.		Elective – Management [#]	HSMC	3	0	0	3	3
4.		Open Elective – II ^{**}	OEC	3	0	0	3	3
5.		Open Elective – III ^{***}	OEC	3	0	0	3	3
6.		Open Elective – IV ^{***}	OEC	3	0	0	3	3
PRACTICALS								
7.	MR3711	Robotics and Machine Vision Laboratory	PCC	0	0	4	4	2
TOTAL				17	0	4	21	19

*If students undergo internship in Semester VII, then the courses offered during semester VII will be offered during semester VIII.

**Open Elective – II shall be chosen from the emerging technologies.

***Open Elective III and IV (Shall be chosen from the list of open electives offered by other Programmes).

#Elective – management shall be chosen from the Elective – Management Courses

SEMESTER VIII/VII*

S. NO.	COURSE CODE	COURSE TITLE	CATE GORY	PERIODS PER WEEK			TOTAL CONTACT PERIODS	CREDITS
				L	T	P		
PRACTICALS								
1.	MR3811	Project Work/ Internship	EEC	0	0	20	20	10
TOTAL				0	0	20	20	10

*If students undergo internship in Semester VII, then the courses offered during semester VII will be offered during semester VIII

PROGRESS THROUGH KNOWLEDGE

TOTAL CREDITS: 165

ELECTIVE – MANAGEMENT COURSES

SL. NO.	COURSE CODE	COURSE TITLE	CATE GORY	PERIODS PER WEEK			TOTAL CONTACT PERIODS	CREDITS
				L	T	P		
1.	GE3751	Principles of Management	HSMC	3	0	0	3	3
2.	GE3752	Total Quality Management	HSMC	3	0	0	3	3
3.	GE3753	Engineering Economics and Financial Accounting	HSMC	3	0	0	3	3
4.	GE3754	Human Resource Management	HSMC	3	0	0	3	3
5.	GE3755	Knowledge Management	HSMC	3	0	0	3	3
6.	GE3792	Industrial Management	HSMC	3	0	0	3	3

MANDATORY COURSES I*

S. NO.	COURSE CODE	COURSE TITLE	CATE GORY	PERIODS PER WEEK			TOTAL CONTACT PERIODS
				L	T	P	
1.	MX3081	Introduction to Women and Gender Studies	MC	3	0	0	3
2.	MX3082	Elements of Literature	MC	3	0	0	3
3.	MX3083	Film Appreciation	MC	3	0	0	3
4.	MX3084	Disaster Risk Reduction and Management	MC	3	0	0	3

*Mandatory Courses are offered as Non-Credit courses

MANDATORY COURSES II*

S. NO.	COURSE CODE	COURSE TITLE	CATE GORY	PERIODS PER WEEK			TOTAL CONTACT PERIODS
				L	T	P	
1.	MX3085	Well Being with Traditional Practices -Yoga, Ayurveda and Siddha	MC	3	0	0	3
2.	MX3086	History of Science and Technology in India	MC	3	0	0	3
3.	MX3087	Political and Economic Thought for a Humane Society	MC	3	0	0	3
4.	MX3088	State, Nation Building and Politics in India	MC	3	0	0	3
5.	MX3089	Industrial Safety	MC	3	0	0	3

*Mandatory Courses are offered as Non-Credit courses

PROFESSIONAL ELECTIVE COURSES: VERTICALS						
VERTICAL 1	VERTICAL 2	VERTICAL 3	VERTICAL 4	VERTICAL 5	VERTICAL 6	VERTICAL 7
APPLIED ROBOTICS	DESIGN AND MANUFACTURING	SMART MOBILITY SYSTEMS	INTELLIGENCE SYSTEMS	AUTOMATION	AVIONICS AND DRONE TECHNOLOGY	DIVERSIFIED GROUP 1
Robots and Systems in Smart Manufacturing	Robot and Machine Elements Design	Automobile Engineering	Applied Signal Processing	Object Oriented Programming in C++	Avionics	Linear Integrated Circuits
Drone Technologies	Design for X	Electric and Hybrid Vehicles	Applied Image Processing	Power Electronics	Control Engineering	Single Board Computers
Microrobotics	CNC Machine Tools and Programming	Automotive Mechatronics	Machine Learning for Intelligent Systems	Computer Architecture and Organisation	Guidance and Control	Reliability and Maintenance Engineering
Agricultural Robotics and Automation	Computer Integrated Manufacturing	Automotive System Modelling and Simulation	Condition Monitoring and Fault Diagnostics	Virtual Instrumentation	Navigation and Communication System	Integrated Product Development
Collaborative Robotics	Advanced Manufacturing Systems	Vehicle Dynamics and Controls	Systems Modelling and Simulation Methods	Industrial Network Protocols	Design of UAV systems	Medical Mechatronics
Robot Operating Systems	Additive Manufacturing	Aircraft Mechatronics	Optimization Techniques	Motion Control System	Aerodynamics of Drones	Micro Electro Mechanical Systems
Medical Robotics	Electronics Manufacturing Technology	Smart mobility and Intelligent Vehicles	Immersive Technologies and Haptics	Total Integrated Automation	-	Process Planning and Cost Estimation
Humanoid Robotics	Computer Aided Inspection and Testing	Advanced Driver Assistance Systems	Computer Vision and Deep Learning	Digital Twin and Industry 5.0	-	VLSI and FPGA

Registration of Professional Elective Courses from Verticals:

Refer to the Regulations 2021, Clause 6.3. (Amended on 27.07.2023)

PROGRESS THROUGH KNOWLEDGE

PROFESSIONAL ELECTIVE COURSES : VERTICALS**VERTICAL 1: APPLIED ROBOTICS**

SL. NO.	COURSE CODE	COURSE TITLE	CATEGORY	PERIODS PER WEEK			TOTAL CONTACT PERIODS	CREDITS
				L	T	P		
1.	CRA331	Robots and Systems in Smart Manufacturing	PEC	3	0	0	3	3
2.	CRA332	Drone Technologies	PEC	3	0	0	3	3
3.	CRA333	Microrobotics	PEC	3	0	0	3	3
4.	CRA334	Agricultural Robotics and Automation	PEC	3	0	0	3	3
5.	CRA335	Collaborative Robotics	PEC	3	0	0	3	3
6.	CRA336	Robot Operating Systems	PEC	3	0	0	3	3
7.	CRA337	Medical Robotics	PEC	3	0	0	3	3
8.	CRA338	Humanoid Robotics	PEC	3	0	0	3	3

VERTICAL 2: DESIGN AND MANUFACTURING

SL. NO.	COURSE CODE	COURSE TITLE	CATEGORY	PERIODS PER WEEK			TOTAL CONTACT PERIODS	CREDITS
				L	T	P		
1.	CRA339	Robot and Machine Elements Design	PEC	3	0	0	3	3
2.	CME341	Design for X	PEC	3	0	0	3	3
3.	CMR331	CNC Machine Tools and Programming	PEC	3	0	0	3	3
4.	ME3792	Computer Integrated Manufacturing	PEC	3	0	0	3	3
5.	CMR332	Advanced Manufacturing Systems	PEC	3	0	0	3	3
6.	CME339	Additive Manufacturing	PEC	2	0	2	4	3
7.	CMR350	Electronics Manufacturing Technology	PEC	3	0	0	3	3
8.	CMR333	Computer Aided Inspection and Testing	PEC	3	0	0	3	3

VERTICAL 3: SMART MOBILITY SYSTEMS

SL. NO.	COURSE CODE	COURSE TITLE	CATEGORY	PERIODS PER WEEK			TOTAL CONTACT PERIODS	CREDITS
				L	T	P		
1.	CME380	Automobile Engineering	PEC	3	0	0	3	3
2.	AU3791	Electric and Hybrid Vehicles	PEC	3	0	0	3	3
3.	CMR334	Automotive Mechatronics	PEC	3	0	0	3	3
4.	CMR335	Automotive System Modelling and Simulation	PEC	3	0	0	3	3
5.	CMR336	Vehicle Dynamics and Controls	PEC	3	0	0	3	3
6.	CMR337	Aircraft Mechatronics	PEC	3	0	0	3	3
7.	CMR338	Smart mobility and Intelligent Vehicles	PEC	3	0	0	3	3
8.	CMR339	Advanced Driver Assistance Systems	PEC	3	0	0	3	3

VERTICAL 4: INTELLIGENCE SYSTEMS

SL. NO.	COURSE CODE	COURSE TITLE	CATEGORY	PERIODS PER WEEK			TOTAL CONTACT PERIODS	CREDITS
				L	T	P		
1.	CRA340	Applied Signal Processing	PEC	3	0	0	3	3
2.	CRA341	Applied Image Processing	PEC	3	0	0	3	3
3.	CRA342	Machine Learning for Intelligent Systems	PEC	3	0	0	3	3
4.	CMR340	Condition Monitoring and Fault Diagnostics	PEC	3	0	0	3	3
5.	CMR341	Systems Modelling and Simulation Methods	PEC	3	0	0	3	3
6.	CMR342	Optimization Techniques	PEC	3	0	0	3	3
7.	CMR343	Immersive Technologies and Haptics	PEC	3	0	0	3	3
8.	CMR344	Computer Vision and Deep Learning	PEC	3	0	0	3	3

VERTICAL 5: AUTOMATION

SL. NO.	COURSE CODE	COURSE TITLE	CATEGORY	PERIODS PER WEEK			TOTAL CONTACT PERIODS	CREDITS
				L	T	P		
1.	CMR345	Object Oriented Programming in C++	PEC	3	0	0	3	3
2.	EE3591	Power Electronics	PEC	3	0	0	3	3
3.	CMR358	Computer Architecture and Organisation	PEC	3	0	0	3	3
4.	CMR359	Virtual Instrumentation	PEC	3	0	0	3	3
5.	CMR346	Industrial Network Protocols	PEC	3	0	0	3	3
6.	CMR347	Motion Control System	PEC	3	0	0	3	3
7.	CMR348	Total Integrated Automation	PEC	3	0	0	3	3
8.	CMR349	Digital Twin and Industry 5.0	PEC	3	0	0	3	3

VERTICAL 6: AVIONICS AND DRONE TECHNOLOGY

SL. NO.	COURSE CODE	COURSE TITLE	CATEGORY	PERIODS PER WEEK			TOTAL CONTACT PERIODS	CREDITS
				L	T	P		
1.	CAE347	Avionics	PEC	3	0	0	3	3
2.	CAE348	Control Engineering	PEC	3	0	0	3	3
3.	CAE349	Guidance and Control	PEC	3	0	0	3	3
4.	CAE350	Navigation and Communication System	PEC	3	0	0	3	3
5.	CAE351	Design of UAV systems	PEC	3	0	0	3	3
6.	CAE352	Aerodynamics of Drones	PEC	3	0	0	3	3

VERTICAL 7: DIVERSIFIED COURSES GROUP 1

SL. NO.	COURSE CODE	COURSE TITLE	CATEGORY	PERIODS PER WEEK			TOTAL CONTACT PERIODS	CREDITS
				L	T	P		
1.	CMR351	Linear Integrated Circuits	PEC	3	0	0	3	3
2.	CMR352	Single Board Computers	PEC	3	0	0	3	3
3.	CMR353	Reliability and Maintenance Engineering	PEC	3	0	0	3	3
4.	CMR354	Integrated Product Development	PEC	3	0	0	3	3
5.	CMR355	Medical Mechatronics	PEC	3	0	0	3	3
6.	CMR356	Micro Electro Mechanical Systems	PEC	3	0	0	3	3
7.	CME396	Process Planning and Cost Estimation	PEC	3	0	0	3	3
8.	CMR357	VLSI and FPGA	PEC	3	0	0	3	3

OPEN ELECTIVES

(Students shall choose the open elective courses, such that the course contents are not similar to any other course contents/title under other course categories).

**OPEN ELECTIVE I AND II
(EMERGING TECHNOLOGIES)**

To be offered other than Faculty of Information and Communication Engineering

SL. NO.	COURSE CODE	COURSE TITLE	CATEGORY	PERIODS PER WEEK			TOTAL CONTACT PERIODS	CREDITS
				L	T	P		
1.	OCS351	Artificial Intelligence and Machine Learning Fundamentals	OEC	2	0	2	4	3
2.	OCS352	IoT Concepts and Applications	OEC	2	0	2	4	3
3.	OCS353	Data Science Fundamentals	OEC	2	0	2	4	3
4.	CCS333	Augmented Reality /Virtual Reality	OEC	2	0	2	4	3

OPEN ELECTIVES – III

SL. NO.	COURSE CODE	COURSE TITLE	CATEGORY	PERIODS PER WEEK			TOTAL CONTACT PERIODS	CREDITS
				L	T	P		
1.	OHS351	English for Competitive Examinations	OEC	3	0	0	3	3
2.	OMG352	NGOs and Sustainable Development	OEC	3	0	0	3	3
3.	OMG353	Democracy and Good Governance	OEC	3	0	0	3	3
4.	OCE353	Lean Concepts, Tools And Practices	OEC	3	0	0	3	3
5.	CME365	Renewable Energy Technologies	OEC	3	0	0	3	3
6.	OME354	Applied Design Thinking	OEC	3	0	0	3	3
7.	MF3003	Reverse Engineering	OEC	3	0	0	3	3
8.	OPR351	Sustainable Manufacturing	OEC	3	0	0	3	3
9.	AU3791	Electric and Hybrid Vehicles	OEC	3	0	0	3	3
10.	OAS352	Space Engineering	OEC	3	0	0	3	3
11.	OIM351	Industrial Management	OEC	3	0	0	3	3
12.	OIE354	Quality Engineering	OEC	3	0	0	3	3
13.	OSF351	Fire Safety Engineering	OEC	3	0	0	3	3
14.	OML351	Introduction to non-destructive testing	OEC	3	0	0	3	3
15.	ORA351	Foundation of Robotics	OEC	3	0	0	3	3
16.	OAE352	Fundamentals of Aeronautical engineering	OEC	3	0	0	3	3
17.	OGI351	Remote Sensing Concepts	OEC	3	0	0	3	3
18.	OAI351	Urban Agriculture	OEC	3	0	0	3	3
19.	OEN351	Drinking Water Supply and Treatment	OEC	3	0	0	3	3
20.	OEE352	Electric Vehicle technology	OEC	3	0	0	3	3
21.	OEI353	Introduction to PLC Programming	OEC	3	0	0	3	3
22.	OCH351	Nano Technology	OEC	3	0	0	3	3
23.	OCH352	Functional Materials	OEC	3	0	0	3	3

24.	OFD352	Traditional Indian Foods	OEC	3	0	0	3	3
25.	OFD353	Introduction to food processing	OEC	3	0	0	3	3
26.	OPY352	IPR for Pharma Industry	OEC	3	0	0	3	3
27.	OTT351	Basics of Textile Finishing	OEC	3	0	0	3	3
28.	OTT352	Industrial Engineering for Garment Industry	OEC	3	0	0	3	3
29.	OTT353	Basics of Textile Manufacture	OEC	3	0	0	3	3
30.	OPE351	Introduction to Petroleum Refining and Petrochemicals	OEC	3	0	0	3	3
31.	OPE334	Energy Conservation and Management	OEC	3	0	0	3	3
32.	OPT351	Basics of Plastics Processing	OEC	3	0	0	3	3
33.	OEC351	Signals and Systems	OEC	3	0	0	3	3
34.	OEC352	Fundamentals of Electronic Devices and Circuits	OEC	3	0	0	3	3
35.	CBM348	Foundation Skills in integrated product Development	OEC	3	0	0	3	3
36.	CBM333	Assistive Technology	OEC	3	0	0	3	3
37.	OMA352	Operations Research	OEC	3	0	0	3	3
38.	OMA353	Algebra and Number Theory	OEC	3	0	0	3	3
39.	OMA354	Linear Algebra	OEC	3	0	0	3	3
40.	OBT352	Basics of Microbial Technology	OEC	3	0	0	3	3
41.	OBT353	Basics of Biomolecules	OEC	3	0	0	3	3
42.	OBT354	Fundamentals of Cell and Molecular Biology	OEC	3	0	0	3	3

OPEN ELECTIVES – IV

SL. NO.	COURSE CODE	COURSE TITLE	CATE GORY	PERIODS PER WEEK			TOTAL CONTACT PERIODS	CREDITS
				L	T	P		
1.	OHS352	Project Report Writing	OEC	3	0	0	3	3
2.	OMA355	Advanced Numerical Methods	OEC	3	0	0	3	3
3.	OMA356	Random Processes	OEC	3	0	0	3	3
4.	OMA357	Queuing and Reliability Modelling	OEC	3	0	0	3	3
5.	OMG354	Production and Operations Management for Entrepreneurs	OEC	3	0	0	3	3
6.	OCE354	Basics of Integrated Water Resources Management	OEC	3	0	0	3	3
7.	OMG355	Multivariate Data Analysis	OEC	3	0	0	3	3
8.	OME352	Additive Manufacturing	OEC	3	0	0	3	3
9.	OME356	New Product Development	OEC	3	0	0	3	3
10.	OME355	Industrial Design & Rapid Prototyping Techniques	OEC	3	0	0	3	3
11.	MF3010	Micro and Precision Engineering	OEC	3	0	0	3	3
12.	OMF354	Cost Management of Engineering Projects	OEC	3	0	0	3	3

13.	AU3002	Batteries and Management system	OEC	3	0	0	3	3
14.	AU3008	Sensors and Actuators	OEC	3	0	0	3	3
15.	OAS353	Space Vehicles	OEC	3	0	0	3	3
16.	OIM352	Management Science	OEC	3	0	0	3	3
17.	OIM353	Production Planning and Control	OEC	3	0	0	3	3
18.	OIE353	Operations Management	OEC	3	0	0	3	3
19.	OSF352	Industrial Hygiene	OEC	3	0	0	3	3
20.	OSF353	Chemical Process Safety	OEC	3	0	0	3	3
21.	OML352	Electrical, Electronic and Magnetic materials	OEC	3	0	0	3	3
22.	OML353	Nanomaterials and applications	OEC	3	0	0	3	3
23.	ORA352	Concepts in Mobile Robots	OEC	3	0	0	3	3
24.	MV3501	Marine Propulsion	OEC	3	0	0	3	3
25.	OMV351	Marine Merchant Vessels	OEC	3	0	0	3	3
26.	OMV352	Elements of Marine Engineering	OEC	3	0	0	3	3
27.	OGI352	Geographical Information System	OEC	3	0	0	3	3
28.	OAI352	Agriculture Entrepreneurship Development	OEC	3	0	0	3	3
29.	OEN352	Biodiversity Conservation	OEC	3	0	0	3	3
30.	OEE353	Introduction to control systems	OEC	3	0	0	3	3
31.	OEI354	Introduction to Industrial Automation Systems	OEC	3	0	0	3	3
32.	OCH353	Energy Technology	OEC	3	0	0	3	3
33.	OCH354	Surface Science	OEC	3	0	0	3	3
34.	OFD354	Fundamentals of Food Engineering	OEC	3	0	0	3	3
35.	OFD355	Food safety and Quality Regulations	OEC	3	0	0	3	3
36.	OPY353	Nutraceuticals	OEC	3	0	0	3	3
37.	OTT354	Basics of Dyeing and Printing	OEC	3	0	0	3	3
38.	FT3201	Fibre Science	OEC	3	0	0	3	3
39.	OTT355	Garment Manufacturing Technology	OEC	3	0	0	3	3
40.	OPE353	Industrial Safety	OEC	3	0	0	3	3
41.	OPE354	Unit Operations in Petro Chemical Industries	OEC	3	0	0	3	3
42.	OPT352	Plastic Materials for Engineers	OEC	3	0	0	3	3
43.	OPT353	Properties and Testing of Plastics	OEC	3	0	0	3	3
44.	OEC353	VLSI Design	OEC	3	0	0	3	3
45.	CBM370	Wearable devices	OEC	3	0	0	3	3
46.	CBM356	Medical Informatics	OEC	3	0	0	3	3
47.	OBT355	Biotechnology for Waste Management	OEC	3	0	0	3	3

48.	OBT356	Lifestyle Diseases	OEC	3	0	0	3	3
49.	OBT357	Biotechnology in Health Care	OEC	3	0	0	3	3

SUMMARY

B.E. Mechatronics Engineering										
S.No	Subject Area	Credits per Semester								Total Credits
		I	II	III	IV	V	VI	VII/VIII	VIII/VII	
1	HSMC	4	3					5		12
2	BSC	12	7	4	2					25
3	ESC	5	11	14						30
4	PCC			6	21	7	9	5		48
5	PEC					12	12			24
6	OEC						3	9		12
7	EEC	1	2	1					10	14
8	Non-Credit /(Mandatory)					√	√			
Total		22	23	25	23	19	24	19	10	165

PROGRESS THROUGH KNOWLEDGE

ENROLLMENT FOR B.E. / B. TECH. (HONOURS) / MINOR DEGREE (OPTIONAL)

A student can also optionally register for additional courses (18 credits) and become eligible for the award of B.E. / B. Tech. (Honours) or Minor Degree.

For B.E. / B. Tech. (Honours), a student shall register for the additional courses (18 credits) from semester V onwards. These courses shall be from the same vertical or a combination of different verticals of the same programme of study only.

For minor degree, a student shall register for the additional courses (18 credits) from semester V onwards. All these courses have to be in a particular vertical from any one of the other programmes, Moreover, for minor degree the student can register for courses from any one of the following verticals also.

Complete details are available in clause 4.10 (Amendments) of Regulations 2021.

VERTICALS FOR MINOR DEGREE **(In addition to all the verticals of other programmes)**

<u>Vertical I</u>	<u>Vertical II</u>	<u>Vertical III</u>	<u>Vertical IV</u>	<u>Vertical V</u>
Fintech and Block Chain	Entrepreneurship	Public Administration	Business Data Analytics	Environment and Sustainability
Financial Management	Foundations of Entrepreneurship	Principles of Public Administration	Statistics for Management	Sustainable infrastructure Development
Fundamentals of Investment	Team Building and Leadership Management for Business	Constitution of India	Datamining for Business Intelligence	Sustainable Agriculture and Environmental Management
Banking, Financial Services and Insurance	Creativity and Innovation in Entrepreneurship	Public Personnel Administration	Human Resource Analytics	Sustainable Bio Materials
Introduction to Blockchain and its Applications	Principles of Marketing Management for Business	Administrative Theories	Marketing and Social Media Web Analytics	Materials for Energy Sustainability
Fintech Personal Finance and Payments	Human Resource Management for Entrepreneurs	Indian Administrative System	Operation and Supply Chain Analytics	Green Technology
Introduction to Fintech	Financing New Business Ventures	Public Policy Administration	Financial Analytics	Environmental Quality Monitoring and Analysis
-	-	-	-	Integrated Energy Planning for Sustainable Development
-	-	-	-	Energy Efficiency for Sustainable Development

(Choice of courses for Minor degree is to be made from any one vertical of other programmes or from anyone of the following verticals)

VERTICAL 1: FINTECH AND BLOCK CHAIN

SL. NO.	COURSE CODE	COURSE TITLE	CATEGORY	PERIODS PER WEEK			TOTAL CONTACT PERIODS	CREDITS
				L	T	P		
1.	CMG331	Financial Management	PEC	3	0	0	3	3
2.	CMG332	Fundamentals of Investment	PEC	3	0	0	3	3
3.	CMG333	Banking, Financial Services and Insurance	PEC	3	0	0	3	3
4.	CMG334	Introduction to Blockchain and its Applications	PEC	3	0	0	3	3
5.	CMG335	Fintech Personal Finance and Payments	PEC	3	0	0	3	3
6.	CMG336	Introduction to Fintech	PEC	3	0	0	3	3

VERTICAL 2: ENTREPRENERUSHIP

SL. NO.	COURSE CODE	COURSE TITLE	CATEGORY	PERIODS PER WEEK			TOTAL CONTACT PERIODS	CREDITS
				L	T	P		
1.	CMG337	Foundations of Entrepreneurship	PEC	3	0	0	3	3
2.	CMG338	Team Building and Leadership Management for Business	PEC	3	0	0	3	3
3.	CMG339	Creativity and Innovation in Entrepreneurship	PEC	3	0	0	3	3
4.	CMG340	Principles of Marketing Management for Business	PEC	3	0	0	3	3
5.	CMG341	Human Resource Management for Entrepreneurs	PEC	3	0	0	3	3
6.	CMG342	Financing New Business Ventures	PEC	3	0	0	3	3

VERTICAL 3: PUBLIC ADMINISTRATION

SL. NO.	COURSE CODE	COURSE TITLE	CATE GORY	PERIODS PER WEEK			TOTAL CONTACT PERIODS	CREDITS
				L	T	P		
1.	CMG343	Principles of Public Administration	PEC	3	0	0	3	3
2.	CMG344	Constitution of India	PEC	3	0	0	3	3
3.	CMG345	Public Personnel Administration	PEC	3	0	0	3	3
4.	CMG346	Administrative Theories	PEC	3	0	0	3	3
5.	CMG347	Indian Administrative System	PEC	3	0	0	3	3
6.	CMG348	Public Policy Administration	PEC	3	0	0	3	3

VERTICAL 4: BUSINESS DATA ANALYTICS

SL. NO.	COURSE CODE	COURSE TITLE	CATE GORY	PERIODS PER WEEK			TOTAL CONTACT PERIODS	CREDITS
				L	T	P		
1.	CMG349	Statistics for Management	PEC	3	0	0	3	3
2.	CMG350	Datamining for Business Intelligence	PEC	3	0	0	3	3
3.	CMG351	Human Resource Analytics	PEC	3	0	0	3	3
4.	CMG352	Marketing and Social Media Web Analytics	PEC	3	0	0	3	3
5.	CMG353	Operation and Supply Chain Analytics	PEC	3	0	0	3	3
6.	CMG354	Financial Analytics	PEC	3	0	0	3	3

VERTICAL 5: ENVIRONMENT AND SUSTAINABILITY

SL. NO.	COURSE CODE	COURSE TITLE	CATE GORY	PERIODS PER WEEK			TOTAL CONTACT PERIODS	CREDITS
				L	T	P		
1.	CES331	Sustainable infrastructure Development	PEC	3	0	0	3	3
2.	CES332	Sustainable Agriculture and Environmental Management	PEC	3	0	0	3	3
3.	CES333	Sustainable Bio Materials	PEC	3	0	0	3	3
4.	CES334	Materials for Energy Sustainability	PEC	3	0	0	3	3
5.	CES335	Green Technology	PEC	3	0	0	3	3
6.	CES336	Environmental Quality Monitoring and Analysis	PEC	3	0	0	3	3
7.	CES337	Integrated Energy Planning for Sustainable Development	PEC	3	0	0	3	3
8.	CES338	Energy Efficiency for Sustainable Development	PEC	3	0	0	3	3

This is a mandatory 2 week programme to be conducted as soon as the students enter the institution. Normal classes start only after the induction program is over.

The induction programme has been introduced by AICTE with the following objective:

“Engineering colleges were established to train graduates well in the branch/department of admission, have a holistic outlook, and have a desire to work for national needs and beyond. The graduating student must have knowledge and skills in the area of his/her study. However, he/she must also have broad understanding of society and relationships. Character needs to be nurtured as an essential quality by which he/she would understand and fulfill his/her responsibility as an engineer, a citizen and a human being. Besides the above, several meta-skills and underlying values are needed.”

“One will have to work closely with the newly joined students in making them feel comfortable, allow them to explore their academic interests and activities, reduce competition and make them work for excellence, promote bonding within them, build relations between teachers and students, give a broader view of life, and build character. “

Hence, the purpose of this programme is to make the students feel comfortable in their new environment, open them up, set a healthy daily routine, create bonding in the batch as well as between faculty and students, develop awareness, sensitivity and understanding of the self, people around them, society at large, and nature.

The following are the activities under the induction program in which the student would be fully engaged throughout the day for the entire duration of the program.

(i) Physical Activity

This would involve a daily routine of physical activity with games and sports, yoga, gardening, etc.

(ii) Creative Arts

Every student would choose one skill related to the arts whether visual arts or performing arts. Examples are painting, sculpture, pottery, music, dance etc. The student would pursue it everyday for the duration of the program. These would allow for creative expression. It would develop a sense of aesthetics and also enhance creativity which would, hopefully, grow into engineering design later.

(iii) Universal Human Values

This is the anchoring activity of the Induction Programme. It gets the student to explore oneself and allows one to experience the joy of learning, stand up to peer pressure, take decisions with courage, be aware of relationships with colleagues and supporting stay in the hostel and department, be sensitive to others, etc. A module in Universal Human Values provides the base. Methodology of teaching this content is extremely important. It must not be through do's and don't's, but get students to explore and think by engaging them in a dialogue. It is best taught through group discussions and real life activities rather than lecturing.

Discussions would be conducted in small groups of about 20 students with a faculty mentor each. It would be effective that the faculty mentor assigned is also the faculty advisor for the student for the full duration of the UG programme.

(iv) Literary Activity

Literary activity would encompass reading, writing and possibly, debating, enacting a play etc.

(v) Proficiency Modules

This would address some lacunas that students might have, for example, English, computer familiarity etc.

(vi) Lectures by Eminent People

Motivational lectures by eminent people from all walks of life should be arranged to give the students exposure to people who are socially active or in public life.

(vii) Visits to Local Area

A couple of visits to the landmarks of the city, or a hospital or orphanage could be organized. This would familiarize them with the area as well as expose them to the under privileged.

(viii) Familiarization to Dept./Branch & Innovations

They should be told about what getting into a branch or department means what role it plays in society, through its technology. They should also be shown the laboratories, workshops & other facilities.

(ix) Department Specific Activities

About a week can be spent in introducing activities (games, quizzes, social interactions, small experiments, design thinking etc.) that are relevant to the particular branch of Engineering/Technology/Architecture that can serve as a motivation and kindle interest in building things (become a maker) in that particular field. This can be conducted in the form of a workshop. For example, CSE and IT students may be introduced to activities that kindle computational thinking, and get them to build simple games. ECE students may be introduced to building simple circuits as an extension of their knowledge in Science, and so on. Students may be asked to build stuff using their knowledge of science.

Induction Programme is totally an activity based programme and therefore there shall be no tests / assessments during this programme.

References:

Guide to Induction program from AICTE

OBJECTIVES :

- To improve the communicative competence of learners
- To learn to use basic grammatic structures in suitable contexts
- To acquire lexical competence and use them appropriately in a sentence and understand their meaning in a text
- To help learners use language effectively in professional contexts
- To develop learners' ability to read and write complex texts, summaries, articles, blogs, definitions, essays and user manuals.

UNIT I	INTRODUCTION TO EFFECTIVE COMMUNICATION	1
<p>What is effective communication? (Explain using activities) Why is communication critical for excellence during study, research and work? What are the seven C's of effective communication? What are key language skills? What is effective listening? What does it involve? What is effective speaking? What does it mean to be an excellent reader? What should you be able to do? What is effective writing? How does one develop language and communication skills? What does the course focus on? How are communication and language skills going to be enhanced during this course? What do you as a learner need to do to enhance your English language and communication skills to get the best out of this course?</p>		
	INTRODUCTION TO FUNDAMENTALS OF COMMUNICATION	8
<p>Reading - Reading brochures (technical context), telephone messages / social media messages relevant to technical contexts and emails. Writing - Writing emails / letters introducing oneself. Grammar - Present Tense (simple and progressive); Question types: Why/ Yes or No/ and Tags. Vocabulary - Synonyms; One word substitution; Abbreviations & Acronyms (as used in technical contexts).</p>		
UNIT II	NARRATION AND SUMMATION	9
<p>Reading - Reading biographies, travelogues, newspaper reports, Excerpts from literature, and travel & technical blogs. Writing - Guided writing-- Paragraph writing Short Report on an event (field trip etc.) Grammar –Past tense (simple); Subject-Verb Agreement; and Prepositions. Vocabulary - Word forms (prefixes& suffixes); Synonyms and Antonyms. Phrasal verbs.</p>		
UNIT III	DESCRIPTION OF A PROCESS / PRODUCT	9
<p>Reading – Reading advertisements, gadget reviews; user manuals. Writing – Writing definitions; instructions; and Product /Process description. Grammar - Imperatives; Adjectives; Degrees of comparison; Present & Past Perfect Tenses. Vocabulary - Compound Nouns, Homonyms; and Homophones, discourse markers (connectives & sequence words).</p>		
UNIT IV	CLASSIFICATION AND RECOMMENDATIONS	9
<p>Reading – Newspaper articles; Journal reports –and Non Verbal Communication (tables, pie charts etc.). Writing – Note-making / Note-taking (*Study skills to be taught, not tested); Writing recommendations; Transferring information from non verbal (chart, graph etc, to verbal mode) Grammar – Articles; Pronouns - Possessive & Relative pronouns. Vocabulary - Collocations; Fixed / Semi fixed expressions.</p>		
UNIT V	EXPRESSION	9
<p>Reading – Reading editorials; and Opinion Blogs; Writing – Essay Writing (Descriptive or narrative). Grammar – Future Tenses, Punctuation; Negation (Statements & Questions); and Simple, Compound & Complex Sentences. Vocabulary - Cause & Effect Expressions – Content vs Function words.</p>		

TOTAL : 45 PERIODS

LEARNING OUTCOMES :

At the end of the course, learners will be able

- To use appropriate words in a professional context
- To gain understanding of basic grammatical structures and use them in right context.
- To read and interpret information presented in tables, charts and other graphic forms
- To write definitions, descriptions, narrations and essays on various topics

CO-PO & PSO MAPPING

CO	PO												PSO		
	1	2	3	4	5	6	7	8	9	10	11	12	1	2	3
1	1	1	1	1	1	3	3	3	1	3	-	3	-	-	-
2	1	1	1	1	1	3	3	3	1	3	-	3	-	-	-
3	2	3	2	3	2	3	3	3	2	3	3	3	-	-	-
4	2	3	2	3	2	3	3	3	2	3	3	3	-	-	-
5	2	3	3	3	-	3	3	3	2	3	-	3	-	-	-
Avg.	1.6	2.2	1.8	2.2	1.5	3	3	3	1.6	3	3	3	-	-	-

- 1-low, 2-medium, 3-high, '-'- no correlation
- **Note:** The average value of this course to be used for program articulation matrix.

TEXT BOOKS:

1. English for Engineers & Technologists Orient Blackswan Private Ltd. Department of English, Anna University, (2020 edition)
2. English for Science & Technology Cambridge University Press, 2021.
Authored by Dr. Veena Selvam, Dr. Sujatha Priyadarshini, Dr. Deepa Mary Francis, Dr. KN. Shoba, and Dr. Lourdes Joevani, Department of English, Anna University.

REFERENCE BOOKS:

1. Technical Communication – Principles And Practices By Meenakshi Raman & Sangeeta Sharma, Oxford Univ. Press, 2016, New Delhi.
2. A Course Book On Technical English By Lakshminarayanan, Scitech Publications (India) Pvt. Ltd.
3. English For Technical Communication (With CD) By Aysha Viswamohan, Mcgraw Hill Education, ISBN : 0070264244.
4. Effective Communication Skill, Kulbhusan Kumar, RS Salaria, Khanna Publishing House.
5. Learning to Communicate – Dr. V. Chellammal, Allied Publishing House, New Delhi, 2003.

ASSESSMENT PATTERN

Two internal assessments and an end semester examination to test students' reading and writing skills along with their grammatical and lexical competence.

2.8, 3.1 to 3.6, 3.11, 4.1, 4.3, 5.1 (Area problems only), 5.2, 5.3, 5.4 (excluding net change theorem), 5.5, 7.1 - 7.4 and 7.8].

REFERENCES:

1. Anton. H, Bivens. I and Davis. S, " Calculus ", Wiley, 10th Edition, 2016
2. Bali. N., Goyal. M. and Watkins. C., "Advanced Engineering Mathematics", Firewall Media (An imprint of Lakshmi Publications Pvt., Ltd.), New Delhi, 7th Edition, 2009.
3. Jain. R.K. and Iyengar. S.R.K., "Advanced Engineering Mathematics", Narosa Publications, New Delhi, 5th Edition, 2016.
4. Narayanan. S. and Manicavachagom Pillai. T. K., "Calculus" Volume I and II, S. Viswanathan Publishers Pvt. Ltd., Chennai, 2009.
5. Ramana. B.V., "Higher Engineering Mathematics", McGraw Hill Education Pvt. Ltd, New Delhi, 2016.
6. Srimantha Pal and Bhunia. S.C, "Engineering Mathematics" Oxford University Press, 2015.
7. Thomas. G. B., Hass. J, and Weir. M.D, "Thomas Calculus ", 14th Edition, Pearson India, 2018.

	PO 01	PO 02	PO 03	PO 04	PO 05	PO 06	PO 07	PO 08	PO 09	PO 10	PO 11	PO 12	PSO 1	PSO 2	PSO 3
CO1	3	3	1	1	0	0	0	0	2	0	2	3	-	-	-
CO2	3	3	1	1	0	0	0	0	2	0	2	3	-	-	-
CO3	3	3	1	1	0	0	0	0	2	0	2	3	-	-	-
CO4	3	3	1	1	0	0	0	0	2	0	2	3	-	-	-
CO5	3	3	1	1	0	0	0	0	2	0	2	3	-	-	-
Avg	3	3	1	1	0	0	0	0	2	0	2	3	-	-	-



COURSE OBJECTIVES

- To make the students effectively to achieve an understanding of mechanics.
- To enable the students to gain knowledge of electromagnetic waves and its applications.
- To introduce the basics of oscillations, optics and lasers.
- Equipping the students to be successfully understand the importance of quantum physics.
- To motivate the students towards the applications of quantum mechanics.

UNIT I MECHANICS**9**

Multi-particle dynamics: Center of mass (CM) – CM of continuous bodies – motion of the CM – kinetic energy of system of particles. Rotation of rigid bodies: Rotational kinematics – rotational kinetic energy and moment of inertia - theorems of M.I –moment of inertia of continuous bodies – M.I of a diatomic molecule - torque – rotational dynamics of rigid bodies – conservation of angular momentum – rotational energy state of a rigid diatomic molecule - gyroscope - torsional pendulum – double pendulum –Introduction to nonlinear oscillations.

UNIT II ELECTROMAGNETIC WAVES**9**

The Maxwell's equations - wave equation; Plane electromagnetic waves in vacuum, Conditions on the wave field - properties of electromagnetic waves: speed, amplitude, phase, orientation and waves in matter - polarization - Producing electromagnetic waves - Energy and momentum in EM waves: Intensity, waves from localized sources, momentum and radiation pressure - Cell-phone reception. Reflection and transmission of electromagnetic waves from a non-conducting medium-vacuum interface for normal incidence.

UNIT III OSCILLATIONS, OPTICS AND LASERS**9**

Simple harmonic motion - resonance –analogy between electrical and mechanical oscillating systems - waves on a string - standing waves - traveling waves - Energy transfer of a wave - sound waves - Doppler effect. Reflection and refraction of light waves - total internal reflection - interference –Michelson interferometer –Theory of air wedge and experiment. Theory of laser - characteristics - Spontaneous and stimulated emission - Einstein's coefficients - population inversion - Nd-YAG laser, CO₂ laser, semiconductor laser –Basic applications of lasers in industry.

UNIT IV BASIC QUANTUM MECHANICS**9**

Photons and light waves - Electrons and matter waves –Compton effect - The Schrodinger equation (Time dependent and time independent forms) - meaning of wave function - Normalization –Free particle - particle in a infinite potential well: 1D,2D and 3D Boxes- Normalization, probabilities and the correspondence principle.

UNIT V APPLIED QUANTUM MECHANICS**9**

The harmonic oscillator(qualitative)- Barrier penetration and quantum tunneling(qualitative)- Tunneling microscope - Resonant diode - Finite potential wells (qualitative)- Bloch's theorem for particles in a periodic potential –Basics of Kronig-Penney model and origin of energy bands.

TOTAL : 45 PERIODS**COURSE OUTCOMES**

After completion of this course, the students should be able to

- Understand the importance of mechanics.
- Express their knowledge in electromagnetic waves.
- Demonstrate a strong foundational knowledge in oscillations, optics and lasers.
- Understand the importance of quantum physics.
- Comprehend and apply quantum mechanical principles towards the formation of energy bands.

TEXT BOOKS:

1. D.Kleppner and R.Kolenkow. An Introduction to Mechanics. McGraw Hill Education (Indian Edition), 2017.
2. E.M.Purcell and D.J.Morin, Electricity and Magnetism, Cambridge Univ.Press, 2013.
3. Arthur Beiser, Shobhit Mahajan, S. Rai Choudhury, Concepts of Modern Physics, McGraw-Hill (Indian Edition), 2017.

REFERENCES:

1. R.Wolfson. Essential University Physics. Volume 1 & 2. Pearson Education (Indian Edition), 2009.
2. Paul A. Tipler, Physic – Volume 1 & 2, CBS, (Indian Edition), 2004.
3. K.Thyagarajan and A.Ghatak. Lasers: Fundamentals and Applications, Laxmi Publications, (Indian Edition), 2019.
4. D.Halliday, R.Resnick and J.Walker. Principles of Physics, Wiley (Indian Edition), 2015.
5. N.Garcia, A.Damask and S.Schwarz. Physics for Computer Science Students. Springer-Verlag, 2012.

CO's-PO's & PSO's MAPPING

CO's	PO's												PSO's			
	1	2	3	4	5	6	7	8	9	10	11	12	1	2	3	
1	3	3	2	1	1	1	-	-	-	-	-	-	-	-	-	-
2	3	3	2	1	2	1	-	-	-	-	-	-	-	-	-	-
3	3	3	2	2	2	1	-	-	-	-	-	1	-	-	-	-
4	3	3	1	1	2	1	-	-	-	-	-	-	-	-	-	-
5	3	3	1	1	2	1	-	-	-	-	-	-	-	-	-	-
AVG	3	3	1.6	1.2	1.8	1	-	-	-	-	-	1	-	-	-	-

1-Low,2-Medium,3-High,"-no correlation

Note: the average value of this course to be used for program articulation matrix.

PROGRESS THROUGH KNOWLEDGE

COURSE OBJECTIVES:

- To inculcate sound understanding of water quality parameters and water treatment techniques.
- To impart knowledge on the basic principles and preparatory methods of nanomaterials.
- To introduce the basic concepts and applications of phase rule and composites.
- To facilitate the understanding of different types of fuels, their preparation, properties and combustion characteristics.
- To familiarize the students with the operating principles, working processes and applications of energy conversion and storage devices.

UNIT I WATER AND ITS TREATMENT**9**

Water: Sources and impurities, Water quality parameters: Definition and significance of-color, odour, turbidity, pH, hardness, alkalinity, TDS, COD and BOD, fluoride and arsenic. Municipal water treatment: primary treatment and disinfection (UV, Ozonation, break-point chlorination). Desalination of brackish water: Reverse Osmosis. Boiler troubles: Scale and sludge, Boiler corrosion, Caustic embrittlement, Priming & foaming. Treatment of boiler feed water: Internal treatment (phosphate, colloidal, sodium aluminate and calgon conditioning) and External treatment – Ion exchange demineralization and zeolite process.

UNIT II NANOCHEMISTRY**9**

Basics: Distinction between molecules, nanomaterials and bulk materials; Size-dependent properties (optical, electrical, mechanical and magnetic); Types of nanomaterials: Definition, properties and uses of – nanoparticle, nanocluster, nanorod, nanowire and nanotube. Preparation of nanomaterials: sol-gel, solvothermal, laser ablation, chemical vapour deposition, electrochemical deposition and electro spinning. Applications of nanomaterials in medicine, agriculture, energy, electronics and catalysis.

UNIT III PHASE RULE AND COMPOSITES**9**

Phase rule: Introduction, definition of terms with examples. One component system - water system; Reduced phase rule; Construction of a simple eutectic phase diagram - Thermal analysis; Two component system: lead-silver system - Pattinson process.

Composites: Introduction: Definition & Need for composites; Constitution: Matrix materials (Polymer matrix, metal matrix and ceramic matrix) and Reinforcement (fiber, particulates, flakes and whiskers). Properties and applications of: Metal matrix composites (MMC), Ceramic matrix composites and Polymer matrix composites. Hybrid composites - definition and examples.

UNIT IV FUELS AND COMBUSTION**9**

Fuels: Introduction: Classification of fuels; Coal and coke: Analysis of coal (proximate and ultimate), Carbonization, Manufacture of metallurgical coke (Otto Hoffmann method). Petroleum and Diesel: Manufacture of synthetic petrol (Bergius process), Knocking - octane number, diesel oil - cetane number; Power alcohol and biodiesel.

Combustion of fuels: Introduction: Calorific value - higher and lower calorific values, Theoretical calculation of calorific value; Ignition temperature: spontaneous ignition temperature, Explosive range; Flue gas analysis - ORSAT Method. CO₂ emission and carbon foot print.

UNIT V ENERGY SOURCES AND STORAGE DEVICES**9**

Stability of nucleus: mass defect (problems), binding energy; Nuclear energy: light water nuclear power plant, breeder reactor. Solar energy conversion: Principle, working and applications of solar cells; Recent developments in solar cell materials. Wind energy; Geothermal energy; Batteries: Types of batteries, Primary battery - dry cell, Secondary battery - lead acid battery and lithium-ion-battery; Electric vehicles – working principles; Fuel cells: H₂-O₂ fuel cell, microbial fuel cell; Supercapacitors: Storage principle, types and examples.

TOTAL: 45 PERIODS

COURSE OUTCOMES

At the end of the course, the students will be able:

- To infer the quality of water from quality parameter data and propose suitable treatment methodologies to treat water.
- To identify and apply basic concepts of nanoscience and nanotechnology in designing the synthesis of nanomaterials for engineering and technology applications.
- To apply the knowledge of phase rule and composites for material selection requirements.
- To recommend suitable fuels for engineering processes and applications.
- To recognize different forms of energy resources and apply them for suitable applications in energy sectors.

TEXT BOOKS:

1. P. C. Jain and Monica Jain, "Engineering Chemistry", 17th Edition, Dhanpat Rai Publishing Company (P) Ltd, New Delhi, 2018.
2. Sivasankar B., "Engineering Chemistry", Tata McGraw-Hill Publishing Company Ltd, New Delhi, 2008.
3. S.S. Dara, "A Text book of Engineering Chemistry", S. Chand Publishing, 12th Edition, 2018.

REFERENCES:

1. B. S. Murty, P. Shankar, Baldev Raj, B. B. Rath and James Murday, "Text book of nanoscience and nanotechnology", Universities Press-IIM Series in Metallurgy and Materials Science, 2018.
2. O.G. Palanna, "Engineering Chemistry" McGraw Hill Education (India) Private Limited, 2nd Edition, 2017.
3. Friedrich Emich, "Engineering Chemistry", Scientific International PVT, LTD, New Delhi, 2014.
4. Shikha Agarwal, "Engineering Chemistry-Fundamentals and Applications", Cambridge University Press, Delhi, Second Edition, 2019.
5. O.V. Roussak and H.D. Gesser, Applied Chemistry-A Text Book for Engineers and Technologists, Springer Science Business Media, New York, 2nd Edition, 2013.

CO-PO & PSO MAPPING

CO	PO												PSO		
	1	2	3	4	5	6	7	8	9	10	11	12	1	2	3
1	3	2	2	1	-	1	1	-	-	-	-	1	-	-	-
2	2	-	-	1	-	2	2	-	-	-	-	-	-	-	-
3	3	1	-	-	-	-	-	-	-	-	-	-	-	-	-
4	3	1	1	-	-	1	2	-	-	-	-	-	-	-	-
5	3	1	2	1	-	2	2	-	-	-	-	2	-	-	-
Avg.	2.8	1.3	1.6	1	-	1.5	1.8	-	-	-	-	1.5	-	-	-

- 1-low, 2-medium, 3-high, '-'- no correlation

COURSE OBJECTIVES:

- To understand the basics of algorithmic problem solving.
- To learn to solve problems using Python conditionals and loops.
- To define Python functions and use function calls to solve problems.
- To use Python data structures - lists, tuples, dictionaries to represent complex data.
- To do input/output with files in Python.

UNIT I COMPUTATIONAL THINKING AND PROBLEM SOLVING 9

Fundamentals of Computing – Identification of Computational Problems -Algorithms, building blocks of algorithms (statements, state, control flow, functions), notation (pseudo code, flow chart, programming language), algorithmic problem solving, simple strategies for developing algorithms (iteration, recursion). Illustrative problems: find minimum in a list, insert a card in a list of sorted cards, guess an integer number in a range, Towers of Hanoi.

UNIT II DATA TYPES, EXPRESSIONS, STATEMENTS 9

Python interpreter and interactive mode, debugging; values and types: int, float, boolean, string, and list; variables, expressions, statements, tuple assignment, precedence of operators, comments; Illustrative programs: exchange the values of two variables, circulate the values of n variables, distance between two points.

UNIT III CONTROL FLOW, FUNCTIONS, STRINGS 9

Conditionals: Boolean values and operators, conditional (if), alternative (if-else), chained conditional (if-elif-else); Iteration: state, while, for, break, continue, pass; Fruitful functions: return values, parameters, local and global scope, function composition, recursion; Strings: string slices, immutability, string functions and methods, string module; Lists as arrays. Illustrative programs: square root, gcd, exponentiation, sum an array of numbers, linear search, binary search.

UNIT IV LISTS, TUPLES, DICTIONARIES 9

Lists: list operations, list slices, list methods, list loop, mutability, aliasing, cloning lists, list parameters; Tuples: tuple assignment, tuple as return value; Dictionaries: operations and methods; advanced list processing - list comprehension; Illustrative programs: simple sorting, histogram, Students marks statement, Retail bill preparation.

UNIT V FILES, MODULES, PACKAGES 9

Files and exception: text files, reading and writing files, format operator; command line arguments, errors and exceptions, handling exceptions, modules, packages; Illustrative programs: word count, copy file, Voter's age validation, Marks range validation (0-100).

TOTAL : 45 PERIODS**COURSE OUTCOMES:**

Upon completion of the course, students will be able to

CO1: Develop algorithmic solutions to simple computational problems.

CO2: Develop and execute simple Python programs.

CO3: Write simple Python programs using conditionals and looping for solving problems.

CO4: Decompose a Python program into functions.

CO5: Represent compound data using Python lists, tuples, dictionaries etc.

CO6: Read and write data from/to files in Python programs.

TEXT BOOKS:

1. Allen B. Downey, "Think Python: How to Think like a Computer Scientist", 2nd Edition, O'Reilly Publishers, 2016.
2. Karl Beecher, "Computational Thinking: A Beginner's Guide to Problem Solving and programming", 1st Edition, BCS Learning & Development Limited, 2017.

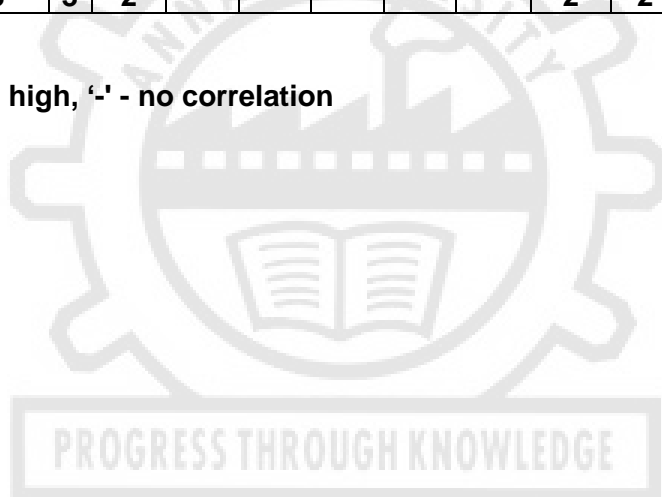
REFERENCES:

1. Paul Deitel and Harvey Deitel, "Python for Programmers", Pearson Education, 1st Edition, 2021.
2. G Venkatesh and Madhavan Mukund, "Computational Thinking: A Primer for Programmers and Data Scientists", 1st Edition, Notion Press, 2021.
3. John V Guttag, "Introduction to Computation and Programming Using Python: With Applications to Computational Modeling and Understanding Data", Third Edition, MIT Press 2021
4. Eric Matthes, "Python Crash Course, A Hands - on Project Based Introduction to Programming", 2nd Edition, No Starch Press, 2019.
5. <https://www.python.org/>
6. Martin C. Brown, "Python: The Complete Reference", 4th Edition, Mc-Graw Hill, 2018.

COs- PO's & PSO's MAPPING

CO's	PO's												PSO's	
	1	2	3	4	5	6	7	8	9	10	11	12	1	2
1	3	3	3	3	2	-	-	-	-	-	2	2	3	3
2	3	3	3	3	2	-	-	-	-	-	2	2	3	-
3	3	3	3	3	2	-	-	-	-	-	2	-	3	-
4	2	2	-	2	2	-	-	-	-	-	1	-	3	-
5	1	2	-	-	1	-	-	-	-	-	1	-	2	-
AVg.	2	2	-	-	2	-	-	-	-	-	1	-	2	-
	2	3	3	3	2	-	-	-	-	-	2	2	3	3

1 - low, 2 - medium, 3 - high, '-' - no correlation



அலகு I மொழி மற்றும் இலக்கியம் 3
இந்திய மொழிக் குடும்பங்கள் - திராவிட மொழிகள் - தமிழ் ஒரு செம்மொழி - தமிழ் செவ்விலக்கியங்கள் - சங்க இலக்கியத்தின் சமயச் சார்பற்ற தன்மை - சங்க இலக்கியத்தில் பகிர்தல் அறம் - திருக்குறளில் மேலாண்மைக் கருத்துக்கள் - தமிழ்க் காப்பியங்கள், தமிழகத்தில் சமண பௌத்த சமயங்களின் தாக்கம் - பக்தி இலக்கியம், ஆழ்வார்கள் மற்றும் நாயன்மார்கள் - சிற்றிலக்கியங்கள் - தமிழில் நவீன இலக்கியத்தின் வளர்ச்சி - தமிழ் இலக்கிய வளர்ச்சியில் பாரதியார் மற்றும் பாரதிதாசன் ஆகியோரின் பங்களிப்பு.

அலகு II மரபு - பாறை ஓவியங்கள் முதல் நவீன ஓவியங்கள் வரை - சிற்பக் கலை 3
நடுகல் முதல் நவீன சிற்பங்கள் வரை - ஐம்பொன் சிலைகள்- பழங்குடியினர் மற்றும் அவர்கள் தயாரிக்கும் கைவினைப் பொருட்கள், பொம்மைகள் - தேர் செய்யும் கலை - சுடுமண் சிற்பங்கள் - நாட்டுப்புறத் தெய்வங்கள் - குமரிமுனையில் திருவள்ளூர் சிலை - இசைக் கருவிகள் - மிருதங்கம், பறை, வீணை, யாழ், நாதஸ்வரம் - தமிழர்களின் சமூக பொருளாதார வாழ்வில் கோவில்களின் பங்கு.

அலகு III நாட்டுப்புறக் கலைகள் மற்றும் வீர விளையாட்டுகள் 3
தெருக்கூத்து, கரகாட்டம், வில்லுப்பாட்டு, கணியான் கூத்து, ஓயிலாட்டம், தோல்பாவைக் கூத்து, சிலம்பாட்டம், வளரி, புலியாட்டம், தமிழர்களின் விளையாட்டுகள்.

அலகு IV தமிழர்களின் திணைக் கோட்பாடுகள் 3
தமிழகத்தின் தாவரங்களும், விலங்குகளும் - தொல்காப்பியம் மற்றும் சங்க இலக்கியத்தில் அகம் மற்றும் புறக் கோட்பாடுகள் - தமிழர்கள் போற்றிய அறக்கோட்பாடு - சங்ககாலத்தில் தமிழகத்தில் எழுத்தறிவும், கல்வியும் - சங்ககால நகரங்களும் துறை முகங்களும் - சங்ககாலத்தில் ஏற்றுமதி மற்றும் இறக்குமதி - கடல்கடந்த நாடுகளில் சோழர்களின் வெற்றி.

அலகு V இந்திய தேசிய இயக்கம் மற்றும் இந்திய பண்பாட்டிற்குத் தமிழர்களின் பங்களிப்பு 3
இந்திய விடுதலைப்போரில் தமிழர்களின் பங்கு - இந்தியாவின் பிறப்பகுதிகளில் தமிழ்ப் பண்பாட்டின் தாக்கம் - சுயமரியாதை இயக்கம் - இந்திய மருத்துவத்தில், சித்த மருத்துவத்தின் பங்கு - கல்வெட்டுகள், கையெழுத்துப்படிக்கல்கள் - தமிழ்ப் புத்தகங்களின் அச்சு வரலாறு.

TOTAL : 15 PERIODS

TEXT-CUM-REFERENCE BOOKS

1. தமிழக வரலாறு - மக்களும் பண்பாடும் - கே.கே. பிள்ளை (வெளியீடு: தமிழ்நாடு பாடநூல் மற்றும் கல்வியியல் பணிகள் கழகம்).
2. கணினித் தமிழ் - முனைவர் இல. சுந்தரம். (விகடன் பிரசுரம்).
3. கீழடி - வைகை நதிக்கரையில் சங்ககால நகர நாகரிகம் (தொல்லியல் துறை வெளியீடு)
4. பொருளை - ஆற்றங்கரை நாகரிகம். (தொல்லியல் துறை வெளியீடு)
5. Social Life of Tamils (Dr.K.K.Pillay) A joint publication of TNTB & ESC and RMRL - (in print)
6. Social Life of the Tamils - The Classical Period (Dr.S.Singaravelu) (Published by: International Institute of Tamil Studies.

7. Historical Heritage of the Tamils (Dr.S.V.Subatamanian, Dr.K.D. Thirunavukkarasu) (Published by: International Institute of Tamil Studies).
8. The Contributions of the Tamils to Indian Culture (Dr.M.Valarmathi) (Published by: International Institute of Tamil Studies.)
9. Keeladi - 'Sangam City Civilization on the banks of river Vaigai' (Jointly Published by: Department of Archaeology & Tamil Nadu Text Book and Educational Services Corporation, Tamil Nadu)
10. Studies in the History of India with Special Reference to Tamil Nadu (Dr.K.K.Pillay) (Published by: The Author)
11. Porunai Civilization (Jointly Published by: Department of Archaeology & Tamil Nadu Text Book and Educational Services Corporation, Tamil Nadu)
12. Journey of Civilization Indus to Vaigai (R.Balakrishnan) (Published by: RMRL) – Reference Book.

GE3152

HERITAGE OF TAMILS

L T P C
1 0 0 1

UNIT I LANGUAGE AND LITERATURE

3

Language Families in India - Dravidian Languages – Tamil as a Classical Language - Classical Literature in Tamil – Secular Nature of Sangam Literature – Distributive Justice in Sangam Literature - Management Principles in Thirukural - Tamil Epics and Impact of Buddhism & Jainism in Tamil Land - Bakthi Literature Azhwars and Nayanmars - Forms of minor Poetry - Development of Modern literature in Tamil - Contribution of Bharathiyar and Bharathidhasan.

UNIT II HERITAGE - ROCK ART PAINTINGS TO MODERN ART – SCULPTURE

3

Hero stone to modern sculpture - Bronze icons - Tribes and their handicrafts - Art of temple car making - - Massive Terracotta sculptures, Village deities, Thiruvalluvar Statue at Kanyakumari, Making of musical instruments - Mridhangam, Parai, Veenai, Yazh and Nadhaswaram - Role of Temples in Social and Economic Life of Tamils.

UNIT III FOLK AND MARTIAL ARTS

3

Therukoothu, Karagattam, Villu Pattu, Kaniyan Koothu, Oyillattam, Leather puppetry, Silambattam, Valari, Tiger dance - Sports and Games of Tamils.

UNIT IV THINAI CONCEPT OF TAMILS

3

Flora and Fauna of Tamils & Aham and Puram Concept from Tholkappiyam and Sangam Literature - Aram Concept of Tamils - Education and Literacy during Sangam Age - Ancient Cities and Ports of Sangam Age - Export and Import during Sangam Age - Overseas Conquest of Cholas.

UNIT V CONTRIBUTION OF TAMILS TO INDIAN NATIONAL MOVEMENT AND INDIAN CULTURE

3

Contribution of Tamils to Indian Freedom Struggle - The Cultural Influence of Tamils over the other parts of India – Self-Respect Movement - Role of Siddha Medicine in Indigenous Systems of Medicine – Inscriptions & Manuscripts – Print History of Tamil Books.

TOTAL : 15 PERIODS

TEXT-CUM-REFERENCE BOOKS

1. தமிழக வரலாறு – மக்களும் பண்பாடும் – கே.கே. பிள்ளை (வெளியீடு: தமிழ்நாடு பாடநூல் மற்றும் கல்வியியல் பணிகள் கழகம்).
2. கணினித் தமிழ் – முனைவர் இல. சுந்தரம். (விகடன் பிரசுரம்).
3. கீழடி – வைகை நதிக்கரையில் சங்ககால நகர நாகரிகம் (தொல்லியல் துறை

வெளியீடு)

4. பொருறை – ஆற்றங்கரை நாகரிகம். (தொல்லியல் துறை வெளியீடு)
5. Social Life of Tamils (Dr.K.K.Pillay) A joint publication of TNTB & ESC and RMRL – (in print)
6. Social Life of the Tamils - The Classical Period (Dr.S.Singaravelu) (Published by: International Institute of Tamil Studies.
7. Historical Heritage of the Tamils (Dr.S.V.Subatamanian, Dr.K.D. Thirunavukkarasu) (Published by: International Institute of Tamil Studies).
8. The Contributions of the Tamils to Indian Culture (Dr.M.Valarmathi) (Published by: International Institute of Tamil Studies.)
9. Keeladi - 'Sangam City Civilization on the banks of river Vaigai' (Jointly Published by: Department of Archaeology & Tamil Nadu Text Book and Educational Services Corporation, Tamil Nadu)
10. Studies in the History of India with Special Reference to Tamil Nadu (Dr.K.K.Pillay) (Published by: The Author)
11. Porunai Civilization (Jointly Published by: Department of Archaeology & Tamil Nadu Text Book and Educational Services Corporation, Tamil Nadu)
12. Journey of Civilization Indus to Vaigai (R.Balakrishnan) (Published by: RMRL) – Reference Book.



COURSE OBJECTIVES:

- To understand the problem solving approaches.
- To learn the basic programming constructs in Python.
- To practice various computing strategies for Python-based solutions to real world problems.
- To use Python data structures - lists, tuples, dictionaries.
- To do input/output with files in Python.

EXPERIMENTS:

Note: The examples suggested in each experiment are only indicative. The lab instructor is expected to design other problems on similar lines. The Examination shall not be restricted to the sample experiments listed here.

1. Identification and solving of simple real life or scientific or technical problems, and developing flow charts for the same. (Electricity Billing, Retail shop billing, Sin series, weight of a motorbike, Weight of a steel bar, compute Electrical Current in Three Phase AC Circuit, etc.)
2. Python programming using simple statements and expressions (exchange the values of two variables, circulate the values of n variables, distance between two points).
3. Scientific problems using Conditionals and Iterative loops. (Number series, Number Patterns, pyramid pattern)
4. Implementing real-time/technical applications using Lists, Tuples. (Items present in a library/Components of a car/ Materials required for construction of a building –operations of list & tuples)
5. Implementing real-time/technical applications using Sets, Dictionaries. (Language, components of an automobile, Elements of a civil structure, etc.- operations of Sets & Dictionaries)
6. Implementing programs using Functions. (Factorial, largest number in a list, area of shape)
7. Implementing programs using Strings. (reverse, palindrome, character count, replacing characters)
8. Implementing programs using written modules and Python Standard Libraries (pandas, numpy. Matplotlib, scipy)
9. Implementing real-time/technical applications using File handling. (copy from one file to another, word count, longest word)
10. Implementing real-time/technical applications using Exception handling. (divide by zero error, voter's age validity, student mark range validation)
11. Exploring Pygame tool.
12. Developing a game activity using Pygame like bouncing ball, car race etc.

TOTAL: 60 PERIODS

COURSE OUTCOMES:

On completion of the course, students will be able to:

CO1: Develop algorithmic solutions to simple computational problems

CO2: Develop and execute simple Python programs.

CO3: Implement programs in Python using conditionals and loops for solving problems.

CO4: Deploy functions to decompose a Python program.

CO5: Process compound data using Python data structures.

CO6: Utilize Python packages in developing software applications.

TEXT BOOKS:

1. Allen B. Downey, "Think Python: How to Think like a Computer Scientist", 2nd Edition, O'Reilly Publishers, 2016.
2. Karl Beecher, "Computational Thinking: A Beginner's Guide to Problem Solving and Programming", 1st Edition, BCS Learning & Development Limited, 2017.


REFERENCES:

1. Paul Deitel and Harvey Deitel, "Python for Programmers", Pearson Education, 1st Edition, 2021.
2. G Venkatesh and Madhavan Mukund, "Computational Thinking: A Primer for Programmers and Data Scientists", 1st Edition, Notion Press, 2021.
3. John V Guttag, "Introduction to Computation and Programming Using Python: With Applications to Computational Modeling and Understanding Data", Third Edition, MIT Press, 2021
4. Eric Matthes, "Python Crash Course, A Hands - on Project Based Introduction to Programming", 2nd Edition, No Starch Press, 2019.
5. <https://www.python.org/>
6. Martin C. Brown, "Python: The Complete Reference", 4th Edition, Mc-Graw Hill, 2018.

COs- PO's & PSO's MAPPING

CO's	PO's												PSO's	
	1	2	3	4	5	6	7	8	9	10	11	12	1	2
1	3	3	3	3	3	-	-	-	-	-	3	2	3	3
2	3	3	3	3	3	-	-	-	-	-	3	2	3	-
3	3	3	3	3	2	-	-	-	-	-	2	-	3	-
4	3	2	-	2	2	-	-	-	-	-	1	-	3	-
5	1	2	-	-	1	-	-	-	-	-	1	-	2	-
6	2	-	-	-	2	-	-	-	-	-	1	-	2	-
AVg.	2	3	3	3	2	-	-	-	-	-	2	2	3	3

1 - low, 2 - medium, 3 - high, '-' - no correlation



PHYSICS LABORATORY: (Any Seven Experiments)**COURSE OBJECTIVES:**

- To learn the proper use of various kinds of physics laboratory equipment.
 - To learn how data can be collected, presented and interpreted in a clear and concise manner.
 - To learn problem solving skills related to physics principles and interpretation of experimental data.
 - To determine error in experimental measurements and techniques used to minimize such error.
 - To make the student as an active participant in each part of all lab exercises.
1. Torsional pendulum - Determination of rigidity modulus of wire and moment of inertia of regular and irregular objects.
 2. Simple harmonic oscillations of cantilever.
 3. Non-uniform bending - Determination of Young's modulus
 4. Uniform bending – Determination of Young's modulus
 5. Laser- Determination of the wave length of the laser using grating
 6. Air wedge - Determination of thickness of a thin sheet/wire
 7. a) Optical fibre -Determination of Numerical Aperture and acceptance angle
b) Compact disc- Determination of width of the groove using laser.
 8. Acoustic grating- Determination of velocity of ultrasonic waves in liquids.
 9. Ultrasonic interferometer – determination of the velocity of sound and compressibility of liquids
 10. Post office box -Determination of Band gap of a semiconductor.
 11. Photoelectric effect
 12. Michelson Interferometer.
 13. Melde's string experiment
 14. Experiment with lattice dynamics kit.

TOTAL: 30 PERIODS**COURSE OUTCOMES:**

Upon completion of the course, the students should be able to

- Understand the functioning of various physics laboratory equipment.
- Use graphical models to analyze laboratory data.
- Use mathematical models as a medium for quantitative reasoning and describing physical reality.
- Access, process and analyze scientific information.
- Solve problems individually and collaboratively.

CO's-PO's & PSO's MAPPING

CO's	PO's												PSO's			
	1	2	3	4	5	6	7	8	9	10	11	12	1	2	3	
1	3	2	3	1	1	-	-	-	-	-	-	-	-	-	-	-
2	3	3	2	1	1	-	-	-	-	-	-	-	-	-	-	-
3	3	2	3	1	1	-	-	-	-	-	-	-	-	-	-	-
4	3	3	2	1	1	-	-	-	-	-	-	-	-	-	-	-
5	3	2	3	1	1	-	-	-	-	-	-	-	-	-	-	-
AVG	3	2.4	2.6	1	1											

1-Low,2-Medium,3-High,"-no correlation

Note: the average value of this course to be used for program articulation matrix.

CHEMISTRY LABORATORY: (Any seven experiments to be conducted)

COURSE OBJECTIVES:

- To inculcate experimental skills to test basic understanding of water quality parameters, such as, acidity, alkalinity, hardness, DO, chloride and copper.
 - To induce the students to familiarize with electroanalytical techniques such as, pH metry, potentiometry and conductometry in the determination of impurities in aqueous solutions.
 - To demonstrate the analysis of metals and alloys.
 - To demonstrate the synthesis of nanoparticles
1. Preparation of Na_2CO_3 as a primary standard and estimation of acidity of a water sample using the primary standard
 2. Determination of types and amount of alkalinity in water sample.
-Split the first experiment into two
 3. Determination of total, temporary & permanent hardness of water by EDTA method.
 4. Determination of DO content of water sample by Winkler's method.
 5. Determination of chloride content of water sample by Argentometric method.
 6. Estimation of copper content of the given solution by Iodometry.
 7. Estimation of TDS of a water sample by gravimetry.
 8. Determination of strength of given hydrochloric acid using pH meter.
 9. Determination of strength of acids in a mixture of acids using conductivity meter.
 10. Conductometric titration of barium chloride against sodium sulphate (precipitation titration)
 11. Estimation of iron content of the given solution using potentiometer.
 12. Estimation of sodium /potassium present in water using flame photometer.
 13. Preparation of nanoparticles ($\text{TiO}_2/\text{ZnO}/\text{CuO}$) by Sol-Gel method.
 14. Estimation of Nickel in steel
 15. Proximate analysis of Coal

TOTAL : 30 PERIODS

COURSE OUTCOMES:

- To analyse the quality of water samples with respect to their acidity, alkalinity, hardness and DO.
- To determine the amount of metal ions through volumetric and spectroscopic techniques
- To analyse and determine the composition of alloys.
- To learn simple method of synthesis of nanoparticles
- To quantitatively analyse the impurities in solution by electroanalytical techniques

TEXT BOOK:

1. J. Mendham, R. C. Denney, J.D. Barnes, M. Thomas and B. Sivasankar, Vogel's Textbook of Quantitative Chemical Analysis (2009).

CO-PO & PSO MAPPING

CO	PO												PSO		
	1	2	3	4	5	6	7	8	9	10	11	12	1	2	3
1	3	-	1	-	-	2	2	-	-	-	-	2	-	-	-
2	3	1	2	-	-	1	2	-	-	-	-	1	-	-	-
3	3	2	1	1	-	-	1	-	-	-	-	-	-	-	-
4	2	1	2	-	-	2	2	-	-	-	-	-	-	-	-
5	2	1	2	-	1	2	2	-	-	-	-	1	-	-	-
Avg	2.6	1.3	1.6	1	1	1.4	1.8	-	-	-	-	1.3	-	-	-

OBJECTIVES :

- To improve the communicative competence of learners
- To help learners use language effectively in academic /work contexts
- To develop various listening strategies to comprehend various types of audio materials like lectures, discussions, videos etc.
- To build on students' English language skills by engaging them in listening, speaking and grammar learning activities that are relevant to authentic contexts.
- To use language efficiently in expressing their opinions via various media.

UNIT I INTRODUCTION TO FUNDAMENTALS OF COMMUNICATION 6

Listening for general information-specific details- conversation: Introduction to classmates - Audio / video (formal & informal); Telephone conversation; Listening to voicemail & messages; Listening and filling a form. Speaking - making telephone calls-Self Introduction; Introducing a friend; - politeness strategies- making polite requests, making polite offers, replying to polite requests and offers- understanding basic instructions(filling out a bank application for example).

UNIT II NARRATION AND SUMMATION 6

Listening - Listening to podcasts, anecdotes / stories / event narration; documentaries and interviews with celebrities. Speaking - Narrating personal experiences / events-Talking about current and temporary situations & permanent and regular situations* - describing experiences and feelings- engaging in small talk- describing requirements and abilities.

UNIT III DESCRIPTION OF A PROCESS / PRODUCT 6

Listening - Listen to product and process descriptions; a classroom lecture; and advertisements about products. Speaking – Picture description- describing locations in workplaces- Giving instruction to use the product- explaining uses and purposes- Presenting a product- describing shapes and sizes and weights- talking about quantities(large & small)-talking about precautions.

UNIT IV CLASSIFICATION AND RECOMMENDATIONS 6

Listening – Listening to TED Talks; Listening to lectures - and educational videos. Speaking – Small Talk; discussing and making plans-talking about tasks-talking about progress- talking about positions and directions of movement-talking about travel preparations- talking about transportation-

UNIT V EXPRESSION 6

Listening – Listening to debates/ discussions; different viewpoints on an issue; and panel discussions. Speaking –making predictions- talking about a given topic-giving opinions-understanding a website-describing processes

TOTAL : 30 PERIODS

LEARNING OUTCOMES:

At the end of the course, learners will be able

- To listen to and comprehend general as well as complex academic texts information
- To listen to and understand different points of view in a discussion
- To speak fluently and accurately in formal and informal communicative contexts
- To describe products and processes and explain their uses and purposes clearly and accurately
- To express their opinions effectively in both formal and informal discussions

ASSESSMENT PATTERN

- One online / app based assessment to test listening /speaking
- End Semester **ONLY** listening and speaking will be conducted online.
- Proficiency certification is given on successful completion of listening and speaking internal test and end semester exam.


CO-PO & PSO MAPPING

CO	PO												PSO		
	1	2	3	4	5	6	7	8	9	10	11	12	1	2	3
1	3	3	3	3	1	3	3	3	3	3	3	3	-	-	-
2	3	3	3	3	1	3	3	3	3	3	3	3	-	-	-
3	3	3	3	3	1	3	3	3	3	3	3	3	-	-	-
4	3	3	3	3	1	3	3	3	3	3	3	3	-	-	-
5	3	3	3	3	1	3	3	3	3	3	3	3	-	-	-
AVg.	3	3	3	3	1	3	3	3	3	3	3	3	-	-	-

- 1-low, 2-medium, 3-high, ‘-‘- no correlation
- **Note:** The average value of this course to be used for program articulation matrix.

ASSESSMENT PATTERN

- One online / app based assessment to test listening /speaking
- End Semester **ONLY** listening and speaking will be conducted online.
- Proficiency certification is given on successful completion of listening and speaking internal test and end semester exam.



OBJECTIVES :

- To engage learners in meaningful language activities to improve their reading and writing skills
- To learn various reading strategies and apply in comprehending documents in professional context.
- To help learners understand the purpose, audience, contexts of different types of writing
- To develop analytical thinking skills for problem solving in communicative contexts
- To demonstrate an understanding of job applications and interviews for internship and placements

UNIT I MAKING COMPARISONS**6**

Reading - Reading advertisements, user manuals, brochures; Writing – Professional emails, Email etiquette - Compare and Contrast Essay; Grammar – Mixed Tenses, Prepositional phrases

UNIT II EXPRESSING CAUSAL RELATIONS IN SPEAKING AND WRITING**6**

Reading - Reading longer technical texts– Cause and Effect Essays, and Letters / emails of complaint, Writing - Writing responses to complaints. Grammar - Active Passive Voice transformations, Infinitive and Gerunds

UNIT III PROBLEM SOLVING**6**

Reading - Case Studies, excerpts from literary texts, news reports etc. Writing – Letter to the Editor, Checklists, Problem solution essay / Argumentative Essay. Grammar – Error correction; If conditional sentences

UNIT IV REPORTING OF EVENTS AND RESEARCH**6**

Reading –Newspaper articles; Writing – Recommendations, Transcoding, Accident Report, Survey Report Grammar – Reported Speech, Modals Vocabulary – Conjunctions- use of prepositions

UNIT V THE ABILITY TO PUT IDEAS OR INFORMATION COGENTLY**6**

Reading – Company profiles, Statement of Purpose, (SOP), an excerpt of interview with professionals; Writing – Job / Internship application – Cover letter & Resume; Grammar – Numerical adjectives, Relative Clauses.

TOTAL : 30 PERIODS**OUTCOMES:**

At the end of the course, learners will be able

- To compare and contrast products and ideas in technical texts.
- To identify and report cause and effects in events, industrial processes through technical texts
- To analyse problems in order to arrive at feasible solutions and communicate them in the written format.
- To present their ideas and opinions in a planned and logical manner
- To draft effective resumes in the context of job search.

CO-PO & PSO MAPPING

CO	PO												PSO		
	1	2	3	4	5	6	7	8	9	10	11	12	1	2	3
1	3	3	3	3	3	3	3	3	2	3	3	3	-	-	-
2	3	3	3	3	3	3	3	3	2	3	3	3	-	-	-
3	3	3	3	3	3	3	3	3	2	3	3	3	-	-	-
4	3	3	3	3	2	3	3	3	2	3	3	3	-	-	-
5	-	-	-	-	-	-	-	-	3	3	3	3	-	-	-
AVg.	3	3	3	3	2.75	3	3	3	2.2	3	3	3	-	-	-

- 1-low, 2-medium, 3-high, '-'- no correlation
- **Note:** The average value of this course to be used for program articulation matrix.

TEXT BOOKS :

1. English for Engineers & Technologists (2020 edition) Orient Blackswan Private Ltd. Department of English, Anna University.
2. English for Science & Technology Cambridge University Press 2021.
3. Authored by Dr. Veena Selvam, Dr. Sujatha Priyadarshini, Dr. Deepa Mary Francis, Dr. KN. Shoba, and Dr. Lourdes Jovani, Department of English, Anna University.

REFERENCES:

1. Raman. Meenakshi, Sharma. Sangeeta (2019). Professional English. Oxford university press. New Delhi.
2. Improve Your Writing ed. V.N. Arora and Laxmi Chandra, Oxford Univ. Press, 2001, NewDelhi.
3. Learning to Communicate – Dr. V. Chellammal. Allied Publishers, New Delhi, 2003
4. Business Correspondence and Report Writing by Prof. R.C. Sharma & Krishna Mohan, Tata McGraw Hill & Co. Ltd., 2001, New Delhi.
5. Developing Communication Skills by Krishna Mohan, Meera Bannerji- Macmillan India Ltd. 1990, Delhi.

ASSESSMENT PATTERN

Two internal assessments and an end semester examination to test students' reading and writing skills along with their grammatical and lexical competence.

PROGRESS THROUGH KNOWLEDGE

COURSE OBJECTIVES:

- This course aims at providing the necessary basic concepts of a few statistical and numerical methods and give procedures for solving numerically different kinds of problems occurring in engineering and technology.
- To acquaint the knowledge of testing of hypothesis for small and large samples which plays an important role in real life problems.
- To introduce the basic concepts of solving algebraic and transcendental equations.
- To introduce the numerical techniques of interpolation in various intervals and numerical techniques of differentiation and integration which plays an important role in engineering and technology disciplines.
- To acquaint the knowledge of various techniques and methods of solving ordinary differential equations.

UNIT I TESTING OF HYPOTHESIS**9+3**

Sampling distributions - Tests for single mean, proportion and difference of means (Large and small samples) – Tests for single variance and equality of variances – Chi square test for goodness of fit – Independence of attributes.

UNIT II DESIGN OF EXPERIMENTS**9+3**

One way and two way classifications - Completely randomized design – Randomized block design – Latin square design - 2^2 factorial design.

UNIT III SOLUTION OF EQUATIONS AND EIGENVALUE PROBLEMS**9+3**

Solution of algebraic and transcendental equations - Fixed point iteration method – Newton Raphson method- Solution of linear system of equations - Gauss elimination method – Pivoting - Gauss Jordan method – Iterative methods of Gauss Jacobi and Gauss Seidel - Eigenvalues of a matrix by Power method and Jacobi's method for symmetric matrices.

UNIT IV INTERPOLATION, NUMERICAL DIFFERENTIATION AND NUMERICAL INTEGRATION**9+3**

Lagrange's and Newton's divided difference interpolations – Newton's forward and backward difference interpolation – Approximation of derivatives using interpolation polynomials – Numerical single and double integrations using Trapezoidal and Simpson's 1/3 rules.

UNIT V NUMERICAL SOLUTION OF ORDINARY DIFFERENTIAL EQUATIONS**9+3**

Single step methods: Taylor's series method - Euler's method - Modified Euler's method - Fourth order Runge-Kutta method for solving first order differential equations - Multi step methods: Milne's and Adams - Bash forth predictor corrector methods for solving first order differential equations.

TOTAL: 60 PERIODS**COURSE OUTCOMES:**

Upon successful completion of the course, students will be able to:

- Apply the concept of testing of hypothesis for small and large samples in real life problems.
- Apply the basic concepts of classifications of design of experiments in the field of agriculture.
- Appreciate the numerical techniques of interpolation in various intervals and apply the numerical techniques of differentiation and integration for engineering problems.
- Understand the knowledge of various techniques and methods for solving first and second order ordinary differential equations.
- Solve the partial and ordinary differential equations with initial and boundary conditions by using certain techniques with engineering applications.


TEXT BOOKS:

1. Grewal, B.S., and Grewal, J.S., "Numerical Methods in Engineering and Science", Khanna Publishers, 10th Edition, New Delhi, 2015.
2. Johnson, R.A., Miller, I and Freund J., "Miller and Freund's Probability and Statistics for Engineers", Pearson Education, Asia, 8th Edition, 2015.

REFERENCES:

1. Burden, R.L and Faires, J.D, "Numerical Analysis", 9th Edition, Cengage Learning, 2016.
2. Devore. J.L., "Probability and Statistics for Engineering and the Sciences", Cengage Learning, New Delhi, 8th Edition, 2014.
3. Gerald. C.F. and Wheatley. P.O. "Applied Numerical Analysis" Pearson Education, Asia, New Delhi, 7th Edition, 2007.
4. Gupta S.C. and Kapoor V. K., "Fundamentals of Mathematical Statistics", Sultan Chand & Sons, New Delhi, 12th Edition, 2020.
5. Spiegel. M.R., Schiller. J. and Srinivasan. R.A., "Schaum's Outlines on Probability and Statistics ", Tata McGraw Hill Edition, 4th Edition, 2012.
6. Walpole. R.E., Myers. R.H., Myers. S.L. and Ye. K., "Probability and Statistics for Engineers and Scientists", 9th Edition, Pearson Education, Asia, 2010.

	PO 01	PO 02	PO 03	PO 04	PO 05	PO 06	PO 07	PO 08	PO 09	PO 10	PO 11	PO 12	PS O1	PS O2	PS O3
CO1	3	3	1	1	1	0	0	0	2	0	2	3	-	-	-
CO2	3	3	1	1	1	0	0	0	2	0	2	3	-	-	-
CO3	3	3	1	1	1	0	0	0	2	0	2	3	-	-	-
CO4	3	3	1	1	1	0	0	0	2	0	2	3	-	-	-
CO5	3	3	1	1	1	0	0	0	2	0	2	3	-	-	-
Avg	3	3	1	1	1	0	0	0	2	0	2	3	-	-	-



COURSE OBJECTIVES:

- To make the students to understand the basics of crystallography and its importance in studying materials properties.
- To inculcate the knowledge of phase relationships for the understanding of material properties.
- To understand the electrical properties of materials including free electron theory, applications of quantum mechanics and magnetic materials.
- To instil knowledge on physics of semiconductors, determination of charge carriers and device applications
- To establish a sound grasp of knowledge on different optical properties of materials, optical displays and applications

UNIT I CRYSTALLOGRAPHY**9**

Crystal structures: BCC, FCC and HCP – directions and planes - linear and planar densities – crystal imperfections- edge and screw dislocations – grain and twin boundaries - Burgers vector and elastic strain energy- Slip systems, plastic deformation of materials - Polymorphism – phase changes – nucleation and growth – homogeneous and heterogeneous nucleation.

UNIT II PHASE DIAGRAMS**9**

Phase equilibrium – solubility limit – solid solution (interstitial and substitution) – intermediate phases – intermetallics – electron compound – Gibbs phase rule – Unary phase diagram (iron) – Binary phase diagrams: Isomorphous systems (Cu-Ni) – determination of phase composition and phase amounts – tie line and lever rule – binary eutectic diagram with no solid solution and limited solid solution (Pb-Sn) – eutectoid and peritectic reactions – other invariant reactions – microstructural development during the slow cooling: eutectic, hypereutectic and hypoeutectic compositions.

UNIT III ELECTRICAL AND MAGNETIC PROPERTIES OF MATERIALS**9**

Classical free electron theory - Expression for electrical conductivity – Thermal conductivity, expression - Quantum free electron theory :Tunneling – degenerate states – Fermi- Dirac statistics – Density of energy states – Electron in periodic potential – Energy bands in solids – tight binding approximation - Electron effective mass – concept of hole. Magnetic materials: Dia, para and ferromagnetic effects – paramagnetism in the conduction electrons in metals – exchange interaction and ferromagnetism – quantum interference devices – GMR devices.

UNIT IV SEMICONDUCTORS AND TRANSPORT PHYSICS**9**

Intrinsic Semiconductors – Energy band diagram – direct and indirect band gap semiconductors – Carrier concentration in intrinsic semiconductors – extrinsic semiconductors - Carrier concentration in N-type & P-type semiconductors – Variation of carrier concentration with temperature – Carrier transport in Semiconductors: Drift, mobility and diffusion – Hall effect and devices – Ohmic contacts – Schottky diode.

UNIT V OPTICAL PROPERTIES OF MATERIALS**9**

Classification of optical materials – Optical processes in semiconductors: optical absorption and emission, charge injection and recombination, optical absorption, loss and gain. Optical processes in quantum wells – Optoelectronic devices: light detectors and solar cells – light emitting diode – laser diode - optical processes in organic semiconductor devices –excitonic state – Electro-optics and nonlinear optics: Modulators and switching devices – plasmonics.

TOTAL: 45 PERIODS

COURSE OUTCOMES :

At the end of the course, the students should be able to

- Know basics of crystallography and its importance for varied materials properties.
- Understand the properties of materials through the study of phase relationships.
- Gain knowledge on the electrical and magnetic properties of materials and their applications
- Understand clearly of semiconductor physics and functioning of semiconductor devices
- Understand the optical properties of materials and working principles of various optical devices.

TEXT BOOKS:

1. V.Raghavan. Materials Science and Engineering: A First Course, Prentice Hall India Learning Private Limited, 2015.
2. Safa Kasap, Principles of Electronic Materials and Devices, Mc-Graw Hill, 2018.
3. Jasprit Singh, Semiconductor Devices: Basic Principles, Wiley (India), 2007.
4. Jasprit Singh, Semiconductor Optoelectronics: Physics and Technology, Mc-Graw Hill India (2019)
5. Safa kasap, Optoelectronics & Photonics: Principles and Practices, Pearson, 2013.

REFERENCES:

1. R.Balasubramaniam, Callister's Materials Science and Engineering. Wiley (Indian Edition), 2014.
2. Wendelin Wright and Donald Askeland, Essentials of Materials Science and Engineering, CL Engineering, 2013.
3. Robert F.Pierret, Semiconductor Device Fundamentals, Pearson, 2006.
4. Simon Sze and Ming-kwei Lee, Semiconductor Devices: Physics and Technology, Wiley, 2015.
5. Pallab Bhattacharya, Semiconductor Optoelectronic Devices, Pearson, 2017.

CO's-PO's & PSO's MAPPING

CO's	PO's												PSO's			
	1	2	3	4	5	6	7	8	9	10	11	12	1	2	3	
1	3	2	1	2	1	1	-	-	-	-	-	-	-	-	-	-
2	3	2	2	1	-	-	2	-	-	-	-	1	-	-	-	-
3	3	2	1	1	2	1	1	-	-	-	-	-	-	-	-	-
4	3	2	2	2	2	1	-	-	-	-	-	-	-	-	-	-
5	3	2	2	1	2	1	-	-	-	-	-	2	-	-	-	-
AVG	3	2	1.6	1.4	1.75	1	1.5					1.5				

1-Low,2-Medium,3-High,"-no correlation

Note: the average value of this course to be used for program articulation matrix.

COURSE OBJECTIVES:

- To introduce the basics of electric circuits and analysis
- To impart knowledge in the basics of working principles and application of electrical machines
- To introduce analog devices and their characteristics
- To educate on the fundamental concepts of linear integrated circuits
- To introduce the functional elements and working of measuring instruments.

UNIT I ELECTRICAL CIRCUITS**9**

DC Circuits: Circuit Components: Conductor, Resistor, Inductor, Capacitor – Ohm's Law - Kirchhoff's Laws –Independent and Dependent Sources – Simple problems- Nodal Analysis, Mesh analysis with Independent sources only (Steady state)
Introduction to AC Circuits and Parameters: Waveforms, Average value, RMS Value, Instantaneous power, real power, reactive power and apparent power, power factor – Steady state analysis of RLC circuits (Simple problems only)

UNIT II ELECTRICAL MACHINES**9**

Construction and Working principle- DC Separately and Self excited Generators, EMF equation, Types and Applications. Working Principle of DC motors, Torque Equation, Types and Applications. Construction, Working principle and Applications of Transformer, Three phase Alternator, Synchronous motor and Three Phase Induction Motor.

UNIT III ANALOG ELECTRONICS**9**

Resistor, Inductor and Capacitor in Electronic Circuits- Semiconductor Materials: Silicon & Germanium – PN Junction Diodes, Zener Diode –Characteristics Applications – Bipolar Junction Transistor-Biasing, JFET, SCR, MOSFET, IGBT – Types, I-V Characteristics and Applications, Rectifier and Inverters

UNIT IV LINEAR INTEGRATED CIRCUITS**9**

Ideal OP-AMP characteristics, Basic applications of op-amp – Inverting and Non-inverting Amplifiers, summer, differentiator and integrator-S/H circuit, D/A converter (R- 2R ladder), A/D converters- Flash type ADC using OP-AMPS . Functional block, characteristics of 555 timer– Astable multi-vibrator mode.

UNIT V MEASUREMENTS AND INSTRUMENTATION**9**

Functional elements of an instrument, Standards and calibration, Operating Principle , types - Moving Coil and Moving Iron meters, Measurement of three phase power, Energy Meter, Instrument Transformers-CT and PT, DSO- Block diagram- Data acquisition.

TOTAL: 45 PERIODS**COURSE OUTCOMES:**

After completing this course, the students will be able to

- CO1: Compute the electric circuit parameters for simple problems
CO2: Explain the working principle and applications of electrical machines
CO3: Analyze the characteristics of analog electronic devices
CO4: Explain the basic concepts of linear integrated circuits
CO5: Explain the operating principles of measuring instruments.

TEXT BOOKS

1. D P Kothari and I.J Nagrath, "Basic Electrical and Electronics Engineering", McGraw Hill Education, Second Edition, 2020.
2. Allan S Moris, "Measurement and Instrumentation Principles", Third Edition, Butterworth Heinemann, 2001.
3. S.K. Bhattacharya, Basic Electrical Engineering, Pearson Education, 2019
4. James A .Svoboda, Richard C. Dorf, "Dorf's Introduction to Electric Circuits", Wiley, 2018.

REFERENCES

1. Thomas L. Floyd, 'Electronic Devices', 10th Edition, Pearson Education, 2018.
2. A.K. Sawhney, Puneet Sawhney 'A Course in Electrical & Electronic Measurements & Instrumentation', Dhanpat Rai and Co, New Delhi, January 2015.
3. Albert Malvino, David Bates, 'Electronic Principles, McGraw Hill Education; 7th edition, 2017

Mapping of COs with POs and PSOs															
COs/POs&PS Os	POs												PSOs		
	1	2	3	4	5	6	7	8	9	10	11	12	1	2	3
CO1	2	2	1					1					2	2	1
CO2	2	2	1					1					2	2	1
CO3	2	1	1					1					2	1	1
CO4	2	2	1					1					2	1	1
CO5	2	2	1					1					2	1	1
CO/PO & PSO Average	2	2	1					1					2	1	1
1 – Slight, 2 – Moderate, 3 – Substantial															



COURSE OBJECTIVES:

The main learning objective of this course is to prepare the students for:

1. Drawing engineering curves.
2. Drawing freehand sketch of simple objects.
3. Drawing orthographic projection of solids and section of solids.
4. Drawing development of solids
5. Drawing isometric and perspective projections of simple solids.

CONCEPTS AND CONVENTIONS (Not for Examination)

Importance of graphics in engineering applications — Use of drafting instruments - BIS conventions and specifications — Size, layout and folding of drawing sheets — Lettering and dimensioning.

UNIT I PLANE CURVES**6+12**

Basic Geometrical constructions, Curves used in engineering practices: Conics — Construction of ellipse, parabola and hyperbola by eccentricity method — Construction of cycloid — construction of involutes of square and circle — Drawing of tangents and normal to the above curves.

UNIT II PROJECTION OF POINTS, LINES AND PLANE SURFACE**6+12**

Orthographic projection- principles-Principal planes-First angle projection-projection of points. Projection of straight lines (only First angle projections) inclined to both the principal planes - Determination of true lengths and true inclinations by rotating line method and traces. Projection of planes (polygonal and circular surfaces) inclined to both the principal planes by rotating object method.

UNIT III PROJECTION OF SOLIDS AND FREEHAND SKETCHING**6+12**

Projection of simple solids like prisms, pyramids, cylinder, cone and truncated solids when the axis is inclined to one of the principal planes and parallel to the other by rotating object method. Visualization concepts and Free Hand sketching: Visualization principles —Representation of Three Dimensional objects — Layout of views- Freehand sketching of multiple views from pictorial views of objects.

Practicing three dimensional modeling of simple objects by CAD Software (Not for examination)

UNIT IV PROJECTION OF SECTIONED SOLIDS AND DEVELOPMENT OF SURFACES**6+12**

Sectioning of above solids in simple vertical position when the cutting plane is inclined to the one of the principal planes and perpendicular to the other — obtaining true shape of section. Development of lateral surfaces of simple and sectioned solids — Prisms, pyramids cylinders and cones.

Practicing three dimensional modeling of simple objects by CAD Software (Not for examination)

UNIT V ISOMETRIC AND PERSPECTIVE PROJECTIONS**6+12**

Principles of isometric projection — isometric scale —Isometric projections of simple solids and truncated solids - Prisms, pyramids, cylinders, cones- combination of two solid objects in simple vertical positions - Perspective projection of simple solids-Prisms, pyramids and cylinders by visual ray method.

Practicing three dimensional modeling of isometric projection of simple objects by CAD Software (Not for examination)

TOTAL: (L=30+P=60) 90 PERIODS**COURSE OUTCOMES:**

On successful completion of this course, the student will be able to

- Use BIS conventions and specifications for engineering drawing.
- Construct the conic curves, involutes and cycloid.
- Solve practical problems involving projection of lines.
- Draw the orthographic, isometric and perspective projections of simple solids.
- Draw the development of simple solids.

TEXT BOOKS:

1. Bhatt N.D. and Panchal V.M., "Engineering Drawing", Charotar Publishing House, 53rd Edition, 2019.
2. Natrajan K.V., "A Text Book of Engineering Graphics", Dhanalakshmi Publishers, Chennai, 2018.
3. Parthasarathy, N. S. and Vela Murali, "Engineering Drawing", Oxford University Press, 2015

REFERENCES:

1. Basant Agarwal and Agarwal C.M., "Engineering Drawing", McGraw Hill, 2nd Edition, 2019.
2. Gopalakrishna K.R., "Engineering Drawing" (Vol. I&II combined), Subhas Publications, Bangalore, 27th Edition, 2017.
3. Luzzader, Warren.J. and Duff, John M., "Fundamentals of Engineering Drawing with an introduction to Interactive Computer Graphics for Design and Production, Eastern Economy Edition, Prentice Hall of India Pvt. Ltd, New Delhi, 2005.
5. Parthasarathy N. S. and Vela Murali, "Engineering Graphics", Oxford University, Press, New Delhi, 2015.
6. Shah M.B., and Rana B.C., "Engineering Drawing", Pearson Education India, 2nd Edition, 2009.
7. Venugopal K. and Prabhu Raja V., "Engineering Graphics", New Age International (P) Limited, 2008.

Publication of Bureau of Indian Standards:

1. IS 10711 — 2001: Technical products Documentation — Size and lay out of drawing sheets.
2. IS 9609 (Parts 0 & 1) — 2001: Technical products Documentation — Lettering.
3. IS 10714 (Part 20) — 2001 & SP 46 — 2003: Lines for technical drawings.
4. IS 11669 — 1986 & SP 46 — 2003: Dimensioning of Technical Drawings.
5. IS 15021 (Parts 1 to 4) — 2001: Technical drawings — Projection Methods.

Special points applicable to University Examinations on Engineering Graphics:

1. There will be five questions, each of either or type covering all units of the syllabus.
2. All questions will carry equal marks of 20 each making a total of 100.
3. The answer paper shall consist of drawing sheets of A3 size only. The students will be permitted to use appropriate scale to fit solution within A3 size.
4. The examination will be conducted in appropriate sessions on the same day

CO	PO												PSO		
	1	2	3	4	5	6	7	8	9	10	11	12	1	2	3
1	3	1	2		2					3		2	2	2	
2	3	1	2		2					3		2	2	2	
3	3	1	2		2					3		2	2	2	
4	3	1	2		2					3		2	2	2	
5	3	1	2		2					3		2	2	2	
Avg	3	1	2		2					3		2	2	2	
Low (1) ; Medium (2) ; High (3)															

அலகு I நெசவு மற்றும் பானைத் தொழில்நுட்பம்:

3

சங்க காலத்தில் நெசவுத் தொழில் – பானைத் தொழில்நுட்பம் - கருப்பு சிவப்பு பாண்டங்கள் – பாண்டங்களில் கீறல் குறியீடுகள்.

அலகு II வடிவமைப்பு மற்றும் கட்டிடத் தொழில்நுட்பம்:

3

சங்க காலத்தில் வடிவமைப்பு மற்றும் கட்டுமானங்கள் & சங்க காலத்தில் வீட்டுப் பொருட்களில் வடிவமைப்பு- சங்க காலத்தில் கட்டுமான பொருட்களும் நடுகல்லும் – சிலப்பதிகாரத்தில் மேடை அமைப்பு பற்றிய விவரங்கள் - மாமல்லபுரச் சிற்பங்களும், கோவில்களும் – சோழர் காலத்துப் பெருங்கோயில்கள் மற்றும் பிற வழிபாட்டுத் தலங்கள் – நாயக்கர் காலக் கோயில்கள் - மாதிரி கட்டமைப்புகள் பற்றி அறிதல், மதுரை மீனாட்சி அம்மன் ஆலயம் மற்றும் திருமலை நாயக்கர் மஹால் – செட்டிநாட்டு வீடுகள் – பிரிட்டிஷ் காலத்தில் சென்னையில் இந்தோ-சாரோசெனிக் கட்டிடக் கலை.

அலகு III உற்பத்தித் தொழில் நுட்பம்:

3

கப்பல் கட்டும் கலை – உலோகவியல் – இரும்புத் தொழிற்சாலை – இரும்பை உருக்குதல், எஃகு – வரலாற்றுச் சான்றுகளாக செம்பு மற்றும் தங்க நாணயங்கள் – நாணயங்கள் அச்சடித்தல் – மணி உருவாக்கும் தொழிற்சாலைகள் – கல்மணிகள், கண்ணாடி மணிகள் – சுடுமண் மணிகள் – சங்கு மணிகள் – எலும்புத்துண்டுகள் – தொல்லியல் சான்றுகள் – சிலப்பதிகாரத்தில் மணிகளின் வகைகள்.

அலகு IV வேளாண்மை மற்றும் நீர்ப்பாசனத் தொழில் நுட்பம்:

3

அணை, ஏரி, குளங்கள், மதகு – சோழர்காலக் குழுவித் தூம்பின் முக்கியத்துவம் – கால்நடை பராமரிப்பு – கால்நடைகளுக்காக வடிவமைக்கப்பட்ட கிணறுகள் – வேளாண்மை மற்றும் வேளாண்மைச் சார்ந்த செயல்பாடுகள் – கடல்சார் அறிவு – மீன்வளம் – முத்து மற்றும் முத்துக்குளித்தல் – பெருங்கடல் குறித்த பண்டைய அறிவு – அறிவுசார் சமூகம்.

அலகு V அறிவியல் தமிழ் மற்றும் கணித்தமிழ்:

3

அறிவியல் தமிழின் வளர்ச்சி – கணித்தமிழ் வளர்ச்சி - தமிழ் நூல்களை மின்பதிப்பு செய்தல் – தமிழ் மென்பொருட்கள் உருவாக்கம் – தமிழ் இணையக் கல்விக்கழகம் – தமிழ் மின் நூலகம் – இணையத்தில் தமிழ் அகராதிகள் – சொற்குவைத் திட்டம்.

TOTAL : 15 PERIODS**TEXT-CUM-REFERENCE BOOKS**

1. தமிழக வரலாறு – மக்களும் பண்பாடும் – கே.கே. பிள்ளை (வெளியீடு: தமிழ்நாடு பாடநூல் மற்றும் கல்வியியல் பணிகள் கழகம்).
2. கணினித் தமிழ் – முனைவர் இல. சுந்தரம். (விகடன் பிரசுரம்).
3. கீழடி – வைகை நதிக்கரையில் சங்ககால நகர நாகரிகம் (தொல்லியல் துறை வெளியீடு)
4. பொருறை – ஆற்றங்கரை நாகரிகம். (தொல்லியல் துறை வெளியீடு)
5. Social Life of Tamils (Dr.K.K.Pillay) A joint publication of TNTB & ESC and RMRL – (in print)
6. Social Life of the Tamils - The Classical Period (Dr.S.Singaravelu) (Published by: International Institute of Tamil Studies.
7. Historical Heritage of the Tamils (Dr.S.V.Subatamanian, Dr.K.D. Thirunavukkarasu)

- (Published by: International Institute of Tamil Studies).
8. The Contributions of the Tamils to Indian Culture (Dr.M.Valarmathi) (Published by: International Institute of Tamil Studies.)
 9. Keeladi - 'Sangam City Civilization on the banks of river Vaigai' (Jointly Published by: Department of Archaeology & Tamil Nadu Text Book and Educational Services Corporation, Tamil Nadu)
 10. Studies in the History of India with Special Reference to Tamil Nadu (Dr.K.K.Pillay) (Publishedby: The Author)
 11. Porunai Civilization (Jointly Published by: Department of Archaeology & Tamil Nadu Text Bookand Educational Services Corporation, Tamil Nadu)
 12. Journey of Civilization Indus to Vaigai (R.Balakrishnan) (Published by: RMRL) – Reference Book.

GE3252

TAMILS AND TECHNOLOGY

L T P C
1 0 0 1

UNIT I WEAVING AND CERAMIC TECHNOLOGY 3

Weaving Industry during Sangam Age – Ceramic technology – Black and Red Ware Potteries (BRW) – Graffiti on Potteries.

UNIT II DESIGN AND CONSTRUCTION TECHNOLOGY 3

Designing and Structural construction House & Designs in household materials during Sangam Age - Building materials and Hero stones of Sangam age – Details of Stage Constructions in Silappathikaram - Sculptures and Temples of Mamallapuram - Great Temples of Cholas and other worship places - Temples of Nayaka Period - Type study (Madurai Meenakshi Temple)- Thirumalai Nayakar Mahal - Chetti Nadu Houses, Indo - Saracenic architecture at Madras during British Period.

UNIT III MANUFACTURING TECHNOLOGY 3

Art of Ship Building - Metallurgical studies - Iron industry - Iron smelting, steel -Copper and gold- Coins as source of history - Minting of Coins – Beads making-industries Stone beads -Glass beads - Terracotta beads -Shell beads/ bone beats - Archeological evidences - Gem stone types described in Silappathikaram.

UNIT IV AGRICULTURE AND IRRIGATION TECHNOLOGY 3

Dam, Tank, ponds, Sluice, Significance of Kumizhi Thoopu of Chola Period, Animal Husbandry - Wells designed for cattle use - Agriculture and Agro Processing - Knowledge of Sea - Fisheries – Pearl - Conche diving - Ancient Knowledge of Ocean - Knowledge Specific Society.

UNIT V SCIENTIFIC TAMIL & TAMIL COMPUTING 3

Development of Scientific Tamil - Tamil computing – Digitalization of Tamil Books – Development of Tamil Software – Tamil Virtual Academy – Tamil Digital Library – Online Tamil Dictionaries – Sorkuvai Project.

TOTAL : 15 PERIODS

TEXT-CUM-REFERENCE BOOKS

1. தமிழக வரலாறு – மக்களும் பண்பாடும் – கே.கே. பிள்ளை (வெளியீடு: தமிழ்நாடு பாடநூல் மற்றும் கல்வியியல் பணிகள் கழகம்).
2. கணினித் தமிழ் – முனைவர் இல. சந்திரம். (விகடன் பிரசுரம்).
3. கீழடி – வைகை நதிக்கரையில் சங்ககால நகர நாகரிகம் (தொல்லியல் துறை வெளியீடு)
4. பொருறை – ஆற்றங்கரை நாகரிகம். (தொல்லியல் துறை வெளியீடு)
5. Social Life of Tamils (Dr.K.K.Pillay) A joint publication of TNTB & ESC and RMRL – (in print)
6. Social Life of the Tamils - The Classical Period (Dr.S.Singaravelu) (Published by: International Institute of Tamil Studies.
7. Historical Heritage of the Tamils (Dr.S.V.Subatamanian, Dr.K.D. Thirunavukkarasu)

(Published by: International Institute of Tamil Studies).

8. The Contributions of the Tamils to Indian Culture (Dr.M.Valarmathi) (Published by: International Institute of Tamil Studies.)
9. Keeladi - 'Sangam City Civilization on the banks of river Vaigai' (Jointly Published by: Department of Archaeology & Tamil Nadu Text Book and Educational Services Corporation, Tamil Nadu)
10. Studies in the History of India with Special Reference to Tamil Nadu (Dr.K.K.Pillay) (Publishedby: The Author)
11. Porunai Civilization (Jointly Published by: Department of Archaeology & Tamil Nadu Text Bookand Educational Services Corporation, Tamil Nadu)
12. Journey of Civilization Indus to Vaigai (R.Balakrishnan) (Published by: RMRL) – Reference Book.



NCC Credit Course Level 1*

NX3251	(ARMY WING) NCC Credit Course Level - I	L	T	P	C
		2	0	0	2

NCC GENERAL					6
--------------------	--	--	--	--	----------

NCC 1	Aims, Objectives & Organization of NCC				1
NCC 2	Incentives				2
NCC 3	Duties of NCC Cadet				1
NCC 4	NCC Camps: Types & Conduct				2

NATIONAL INTEGRATION AND AWARENESS					4
---	--	--	--	--	----------

NI 1	National Integration: Importance & Necessity				1
NI 2	Factors Affecting National Integration				1
NI 3	Unity in Diversity & Role of NCC in Nation Building				1
NI 4	Threats to National Security				1

PERSONALITY DEVELOPMENT					7
--------------------------------	--	--	--	--	----------

PD 1	Self-Awareness, Empathy, Critical & Creative Thinking, Decision Making and Problem Solving				2
PD 2	Communication Skills				3
PD 3	Group Discussion: Stress & Emotions				2

LEADERSHIP					5
-------------------	--	--	--	--	----------

L 1	Leadership Capsule: Traits, Indicators, Motivation, Moral Values, Honour ' Code				3
L 2	Case Studies: Shivaji, Jhasi Ki Rani				2

SOCIAL SERVICE AND COMMUNITY DEVELOPMENT					8
---	--	--	--	--	----------

SS 1	Basics, Rural Development Programmes, NGOs, Contribution of Youth				3
SS 4	Protection of Children and Women Safety				1
SS 5	Road / Rail Travel Safety				1
SS 6	New Initiatives				2
SS 7	Cyber and Mobile Security Awareness				1

PROGRESS THROUGH KNOWLEDGE **TOTAL: 30 PERIODS**
NCC Credit Course Level 1*

NX3252	(NAVAL WING) NCC Credit Course Level - I	L	T	P	C
		2	0	0	2

NCC GENERAL					6
--------------------	--	--	--	--	----------

NCC 1	Aims, Objectives & Organization of NCC				1
NCC 2	Incentives				2
NCC 3	Duties of NCC Cadet				1
NCC 4	NCC Camps: Types & Conduct				2

NATIONAL INTEGRATION AND AWARENESS					4
---	--	--	--	--	----------

NI 1	National Integration: Importance & Necessity				1
NI 2	Factors Affecting National Integration				1
NI 3	Unity in Diversity & Role of NCC in Nation Building				1
NI 4	Threats to National Security				1

PERSONALITY DEVELOPMENT	7
PD 1 Self-Awareness, Empathy, Critical & Creative Thinking, Decision Making and Problem Solving	2
PD 2 Communication Skills	3
PD 3 Group Discussion: Stress & Emotions	2
LEADERSHIP	5
L 1 Leadership Capsule: Traits, Indicators, Motivation, Moral Values, Honour Code	3
L 2 Case Studies: Shivaji, Jhasi Ki Rani	2
SOCIAL SERVICE AND COMMUNITY DEVELOPMENT	8
SS 1 Basics, Rural Development Programmes, NGOs, Contribution of Youth	3
SS 4 Protection of Children and Women Safety	1
SS 5 Road / Rail Travel Safety	1
SS 6 New Initiatives	2
SS 7 Cyber and Mobile Security Awareness	1

TOTAL : 30 PERIODS

NCC Credit Course Level 1*

NX3253	(AIR FORCE WING) NCC Credit Course Level - I	L	T	P	C
		2	0	0	2

NCC GENERAL	6
NCC 1 Aims, Objectives & Organization of NCC	1
NCC 2 Incentives	2
NCC 3 Duties of NCC Cadet	1
NCC 4 NCC Camps: Types & Conduct	2

NATIONAL INTEGRATION AND AWARENESS	4
NI 1 National Integration: Importance & Necessity	1
NI 2 Factors Affecting National Integration	1
NI 3 Unity in Diversity & Role of NCC in Nation Building	1
NI 4 Threats to National Security	1

PERSONALITY DEVELOPMENT	7
PD 1 Self-Awareness, Empathy, Critical & Creative Thinking, Decision Making and Problem Solving	2
PD 2 Communication Skills	3
PD 3 Group Discussion: Stress & Emotions	2

LEADERSHIP	5
L 1 Leadership Capsule: Traits, Indicators, Motivation, Moral Values, Honour Code	3
L 2 Case Studies: Shivaji, Jhasi Ki Rani	2

SOCIAL SERVICE AND COMMUNITY DEVELOPMENT	8
SS 1 Basics, Rural Development Programmes, NGOs, Contribution of Youth	3
SS 4 Protection of Children and Women Safety	1
SS 5 Road / Rail Travel Safety	1
SS 6 New Initiatives	2
SS 7 Cyber and Mobile Security Awareness	1

TOTAL : 30 PERIODS

COURSE OBJECTIVES:

The main learning objective of this course is to provide hands on training to the students in:

1. Drawing pipe line plan; laying and connecting various pipe fittings used in common household plumbing work; Sawing; planing; making joints in wood materials used in commonhousehold wood work.
2. Wiring various electrical joints in common household electrical wire work.
3. Welding various joints in steel plates using arc welding work; Machining various simple processes like turning, drilling, tapping in parts; Assembling simple mechanical assembly of common household equipments; Making a tray out of metal sheet using sheet metal work.
4. Soldering and testing simple electronic circuits; Assembling and testing simple electronic components on PCB.

GROUP – A (CIVIL & ELECTRICAL)

PART I CIVIL ENGINEERING PRACTICES 15
PLUMBING WORK:

- a) Connecting various basic pipe fittings like valves, taps, coupling, unions, reducers, elbows and other components which are commonly used in household.
- b) Preparing plumbing line sketches.
- c) Laying pipe connection to the suction side of a pump
- d) Laying pipe connection to the delivery side of a pump.
- e) Connecting pipes of different materials: Metal, plastic and flexible pipes used inhousehold appliances.

WOOD WORK:

- a) Sawing,
- b) Planing and
- c) Making joints like T-Joint, Mortise joint and Tenon joint and Dovetail joint.

Wood Work Study:

- a) Studying joints in door panels and wooden furniture
- b) Studying common industrial trusses using models.

PART II ELECTRICAL ENGINEERING PRACTICES 15

- a) Introduction to switches, fuses, indicators and lamps - Basic switch board wiring with lamp, fan and three pin socket
- b) Staircase wiring
- c) Fluorescent Lamp wiring with introduction to CFL and LED types.
- d) Energy meter wiring and related calculations/ calibration
- e) Study of Iron Box wiring and assembly
- f) Study of Fan Regulator (Resistor type and Electronic type using Diac/Triac/quadrac)
- g) Study of emergency lamp wiring/Water heater

GROUP – B (MECHANICAL AND ELECTRONICS)

PART III MECHANICAL ENGINEERING PRACTICES 15

WELDING WORK:

- a) Welding of Butt Joints, Lap Joints, and Tee Joints using arc welding.
- b) Practicing gas welding.

BASIC MACHINING WORK:

- a) (simple)Turning.
- b) (simple)Drilling.
- c) (simple)Tapping.

ASSEMBLY WORK:

- a) Assembling a centrifugal pump.
- b) Assembling a household mixer.
- c) Assembling an airconditioner.

SHEET METAL WORK:

- a) Making of a square tray

FOUNDRY WORK:

- a) Demonstrating basic foundry operations.

PART IV ELECTRONIC ENGINEERING PRACTICES**15****SOLDERING WORK:**

- a) Soldering simple electronic circuits and checking continuity.

ELECTRONIC ASSEMBLY AND TESTING WORK:

- a) Assembling and testing electronic components on a small PCB.

ELECTRONIC EQUIPMENT STUDY:

- a) Study an elements of smart phone..
- b) Assembly and dismantle of LED TV.
- c) Assembly and dismantle of computer/ laptop

TOTAL = 60 PERIODS**COURSE OUTCOMES:**

Upon completion of this course, the students will be able to:

1. Draw pipe line plan; lay and connect various pipe fittings used in common household plumbing work; Saw; plan; make joints in wood materials used in common household wood work.
2. Wire various electrical joints in common household electrical wire work.
3. Weld various joints in steel plates using arc welding work; Machine various simple processes like turning, drilling, tapping in parts; Assemble simple mechanical assembly of common household equipments; Make a tray out of metal sheet using sheet metal work.
4. Solder and test simple electronic circuits; Assemble and test simple electronic components on PCB.

CO	PO												PSO		
	1	2	3	4	5	6	7	8	9	10	11	12	1	2	3
1	3	2			1	1	1					2	2	1	1
2	3	2			1	1	1					2	2	1	1
3	3	2			1	1	1					2	2	1	1
Low (1) ; Medium (2) ; High (3)															

COURSE OBJECTIVES:

- To train the students in conducting load tests on electrical machines
- To gain practical experience in characterizing electronic devices
- To train the students to use DSO for measurements

LIST OF EXPERIMENTS:**ELECTRICAL**

1. Verification of ohms and Kirchhoff's Laws.
2. Load test on DC Shunt Motor.
3. Load test on Self Excited DC Generator
4. Load test on Single phase Transformer
5. Load Test on Induction Motor

ELECTRONICS

6. Experiment on Transistor based application circuits (Inverting and non-inverting amplifier or switching circuits)

(Or)

Experiments on Operational Amplifier based Inverting and non-inverting amplifier.

7. Experiments on ADC.
8. Experiments on 555 timer

MEASUREMENTS

9. Study on function of DSO.
10. Measurement of Amplitude, Frequency, Time, Phase Measurement using DSO.

TOTAL: 60 PERIODS**COURSE OUTCOMES:**

After completing this course, the students will be able to

1. Use experimental methods to verify the Ohm's and Kirchhoff's Laws.
2. Analyze experimentally the load characteristics of electrical machines
3. Analyze the characteristics of basic electronic devices
4. Use DSO to measure the various parameters

Mapping of COs with POs and PSOs

COs/POs&PSOs	POs												PSOs		
	1	2	3	4	5	6	7	8	9	10	11	12	1	2	3
CO1	3	3	2	1	1			1.5	2				2	2	1
CO2	3	3	2	1	1			1.5	2				2	2	1
CO3	3	3	2	1	1			1.5	2				2	2	1
CO4	3	3	2	1	1			1.5	2				2	2	1
CO/PO & PSO Average	3	3	2	1	1			1.5	2				2	2	1

1 – Slight, 2 – Moderate, 3 – Substantial

OBJECTIVES

- To identify varied group discussion skills and apply them to take part in effective discussions in a professional context.
- To analyse concepts and problems and make effective presentations explaining them clearly and precisely.
- To be able to communicate effectively through formal and informal writing.
- To be able to use appropriate language structures to write emails, reports and essays
- To give instructions and recommendations that are clear and relevant to the context

UNIT I**12**

Speaking-Role Play Exercises Based on Workplace Contexts, - talking about competition-discussing progress toward goals-talking about experiences- talking about events in life-discussing past events-Writing: writing emails (formal & semi-formal).

UNIT II**12**

Speaking: discussing news stories-talking about frequency-talking about travel problems-discussing travel procedures- talking about travel problems- making arrangements-describing arrangements-discussing plans and decisions- discussing purposes and reasons- understanding common technology terms-Writing: - writing different types of emails.

UNIT III**12**

Speaking: discussing predictions-describing the climate-discussing forecasts and scenarios-talking about purchasing-discussing advantages and disadvantages- making comparisons-discussing likes and dislikes- discussing feelings about experiences-discussing imaginary scenarios Writing: short essays and reports-formal/semi-formal letters.

UNIT IV**12**

Speaking: discussing the natural environment-describing systems-describing position and movement- explaining rules-(example- discussing rental arrangements)- understanding technical instructions-Writing: writing instructions-writing a short article.

UNIT V**12**

Speaking: describing things relatively-describing clothing-discussing safety issues (making recommendations) talking about electrical devices-describing controlling actions- Writing: job application (Cover letter + Curriculum vitae)-writing recommendations.

TOTAL: 60 PERIODS**LEARNING OUTCOMES**

At the end of the course, learners will be able

- Speak effectively in group discussions held in a formal/semi formal contexts.
- Discuss, analyse and present concepts and problems from various perspectives to arrive at suitable solutions
- Write emails, letters and effective job applications.
- Write critical reports to convey data and information with clarity and precision
- Give appropriate instructions and recommendations for safe execution of tasks

Assessment Pattern

- One online / app based assessment to test speaking and writing skills
- Proficiency certification is given on successful completion of speaking and writing.

CO-PO & PSO MAPPING

CO	PO												PSO		
	1	2	3	4	5	6	7	8	9	10	11	12	1	2	3
1	2	3	3	3	1	3	3	3	3	3	3	3	-	-	-
2	2	3	3	3	1	3	3	3	3	3	3	3	-	-	-
3	2	2	3	3	1	3	3	3	3	3	3	3	-	-	-
4	3	3	3	3	3	3	3	3	3	3	3	3	-	-	-
5	3	3	3	3	3	3	3	3	3	3	3	3	-	-	-
AVg.	2.4	2.8	3	3	1.8	3	3	3	3	3	3	3	-	-	-

- 1-low, 2-medium, 3-high, '-'- no correlation
- **Note:** The average value of this course to be used for program articulation matrix.



OBJECTIVES:

- To introduce the basic concepts of PDE for solving standard partial differential equations.
- To introduce Fourier series analysis which is central to many applications in engineering apart from its use in solving boundary value problems.
- To acquaint the student with Fourier series techniques in solving heat flow problems used in various situations.
- To acquaint the student with Fourier transform techniques used in wide variety of situations.
- To introduce the effective mathematical tools for the solutions of partial differential equations that model several physical processes and to develop Z transform techniques for discrete time systems.

UNIT I PARTIAL DIFFERENTIAL EQUATIONS**9+3**

Formation of partial differential equations – Solutions of standard types of first order partial differential equations - First order partial differential equations reducible to standard types- Lagrange's linear equation - Linear partial differential equations of second and higher order with constant coefficients of both homogeneous and non-homogeneous types.

UNIT II FOURIER SERIES**9+3**

Dirichlet's conditions – General Fourier series – Odd and even functions – Half range sine series and cosine series – Root mean square value – Parseval's identity – Harmonic analysis.

UNIT III APPLICATIONS OF PARTIAL DIFFERENTIAL EQUATIONS**9+3**

Classification of PDE – Method of separation of variables - Fourier series solutions of one dimensional wave equation – One dimensional equation of heat conduction – Steady state solution of two dimensional equation of heat conduction (Cartesian coordinates only).

UNIT IV FOURIER TRANSFORMS**9+3**

Statement of Fourier integral theorem– Fourier transform pair – Fourier sine and cosine transforms – Properties – Transforms of simple functions – Convolution theorem – Parseval's identity.

UNIT V Z - TRANSFORMS AND DIFFERENCE EQUATIONS**9+3**

Z-transforms - Elementary properties – Convergence of Z-transforms - – Initial and final value theorems - Inverse Z-transform using partial fraction and convolution theorem - Formation of difference equations – Solution of difference equations using Z - transforms.

TOTAL: 60 PERIODS**OUTCOMES:**

Upon successful completion of the course, students should be able to:

- Understand how to solve the given standard partial differential equations.
- Solve differential equations using Fourier series analysis which plays a vital role in engineering applications.
- Appreciate the physical significance of Fourier series techniques in solving one and two dimensional heat flow problems and one dimensional wave equations.
- Understand the mathematical principles on transforms and partial differential equations would provide them the ability to formulate and solve some of the physical problems of engineering.
- Use the effective mathematical tools for the solutions of partial differential equations by using Z transform techniques for discrete time systems.

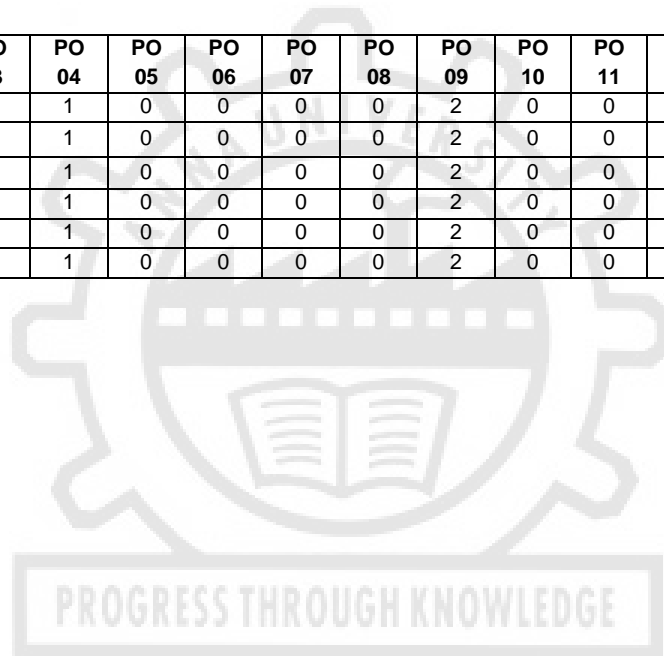
TEXT BOOKS:

1. Grewal B.S., "Higher Engineering Mathematics", 44th Edition, Khanna Publishers, New Delhi, 2018.
2. Kreyszig E, "Advanced Engineering Mathematics ", 10th Edition, John Wiley, New Delhi, India, 2016.

REFERENCES:

1. Andrews. L.C and Shivamoggi. B, "Integral Transforms for Engineers" SPIE Press, 1999.
2. Bali. N.P and Manish Goyal, "A Textbook of Engineering Mathematics", 10th Edition, Laxmi Publications Pvt. Ltd, 2015.
3. James. G., "Advanced Modern Engineering Mathematics", 4th Edition, Pearson Education, New Delhi, 2016.
4. Narayanan. S., Manicavachagom Pillay.T.K and Ramanaiah.G "Advanced Mathematics for Engineering Students", Vol. II & III, S.Viswanathan Publishers Pvt. Ltd, Chennai, 1998.
5. Ramana. B.V., "Higher Engineering Mathematics", McGraw Hill Education Pvt. Ltd, New Delhi, 2018.
6. Wylie. R.C. and Barrett . L.C., "Advanced Engineering Mathematics "Tata McGraw Hill Education Pvt. Ltd, 6th Edition, New Delhi, 2012.

	PO 01	PO 02	PO 03	PO 04	PO 05	PO 06	PO 07	PO 08	PO 09	PO 10	PO 11	PO 12	PS O1	PS O2	PS O3
CO1	3	3	1	1	0	0	0	0	2	0	0	3	-	-	-
CO2	3	3	1	1	0	0	0	0	2	0	0	3	-	-	-
CO3	3	3	1	1	0	0	0	0	2	0	0	3	-	-	-
CO4	3	3	1	1	0	0	0	0	2	0	0	3	-	-	-
CO5	3	3	1	1	0	0	0	0	2	0	0	3	-	-	-
Avg	3	3	1	1	0	0	0	0	2	0	0	3	-	-	-



COURSE OBJECTIVES:

- 1 To Learn the use scalar and vector analytical techniques for analyzing forces in statically determinate structures
- 2 To introduce the equilibrium of rigid bodies , vector methods and free body diagram
- 3 To study and understand the distributed forces, surface, loading on beam and intensity.
- 4 To learn the principles of friction, forces and to determine the apply the concepts of frictional forces at the contact surfaces of various engineering systems.
- 5 To develop basic dynamics concepts – force, momentum, work and energy;

UNIT – I STATICS OF PARTICLES**9**

Fundamental Concepts and Principles, Systems of Units, Method of Problem Solutions, Statics of Particles -Forces in a Plane, Resultant of Forces, Resolution of a Force into Components, Rectangular Components of a Force, Unit Vectors. Equilibrium of a Particle- Newton's First Law of Motion, Space and Free-Body Diagrams, Forces in Space, Equilibrium of a Particle in Space.

UNIT – II EQUILIBRIUM OF RIGID BODIES**9**

Principle of Transmissibility, Equivalent Forces, Vector Product of Two Vectors, Moment of a Force about a Point, Varignon's Theorem, Rectangular Components of the Moment of a Force, Scalar Product of Two Vectors, Mixed Triple Product of Three Vectors, Moment of a Force about an Axis, Couple - Moment of a Couple, Equivalent Couples, Addition of Couples, Resolution of a Given Force into a Force -Couple system, Further Reduction of a System of Forces, Equilibrium in Two and Three Dimensions - Reactions at Supports and Connections.

UNIT III DISTRIBUTED FORCES**9**

Centroids of lines and areas – symmetrical and unsymmetrical shapes, Determination of Centroids by Integration , Theorems of Pappus-Guldinus, Distributed Loads on Beams, Centre of Gravity of a Three-Dimensional Body, Centroid of a Volume, Composite Bodies , Determination of Centroids of Volumes by Integration. Moments of Inertia of Areas and Mass - Determination of the Moment of Inertia of an Area by Integration, Polar Moment of Inertia , Radius of Gyration of an Area , Parallel-Axis Theorem , Moments of Inertia of Composite Areas, Moments of Inertia of a Mass - Moments of Inertia of Thin Plates , Determination of the Moment of Inertia of a Three-Dimensional Body by Integration.

UNIT IV FRICTION**9**

The Laws of Dry Friction, Coefficients of Friction, Angles of Friction, Wedge friction, Wheel Friction, Rolling Resistance, Ladder friction.

UNIT V DYNAMICS OF PARTICLES**9**

Kinematics - Rectilinear Motion and Curvilinear Motion of Particles. Kinetics- Newton's Second Law of Motion -Equations of Motions, Dynamic Equilibrium, Energy and Momentum Methods - Work of a Force, Kinetic Energy of a Particle, Principle of Work and Energy, Principle of Impulse and Momentum, Impact of bodies.

TOTAL : 45 PERIODS**OUTCOMES:**

At the end of the course the students would be able to

1. Illustrate the vector and scalar representation of forces and moments
2. Analyse the rigid body in equilibrium
3. Evaluate the properties of distributed forces
4. Determine the friction and the effects by the laws of friction
5. Calculate dynamic forces exerted in rigid body

TEXT BOOKS:

- 1 Beer Ferdinand P, Russel Johnston Jr., David F Mazurek, Philip J Cornwell, Sanjeev Sanghi, Vector Mechanics for Engineers: Statics and Dynamics, McGraw Higher Education., 12th Edition, 2019.
- 2 Vela Murali, "Engineering Mechanics-Statics and Dynamics", Oxford University Press, 2018.

REFERENCES:

1. Boreasi P and Schmidt J, Engineering Mechanics: Statics and Dynamics, 1/e, Cengage learning, 2008.
2. Hibbeller, R.C., Engineering Mechanics: Statics, and Engineering Mechanics: Dynamics, 13th edition, Prentice Hall, 2013.
3. Irving H. Shames, Krishna Mohana Rao G, Engineering Mechanics – Statics and Dynamics, 4thEdition, Pearson Education Asia Pvt. Ltd., 2005.
4. Meriam J L and Kraige L G, Engineering Mechanics: Statics and Engineering Mechanics: Dynamics, 7th edition, Wiley student edition, 2013.
5. Timoshenko S, Young D H, Rao J V and SukumarPati, Engineering Mechanics, 5thEdition, McGraw Hill Higher Education, 2013.

CO	PO												PSO		
	1	2	3	4	5	6	7	8	9	10	11	12	1	2	3
1	3	2	2	1	2							2	3	1	1
2	3	2	2	1	2							2	3	1	1
3	3	2	3	1	2							2	3	1	2
4	3	2	3	1	2							2	3	1	2
5	3	2	3	1	2							2	3	1	2
Low (1) ; Medium (2) ; High (3)															



COURSE OBJECTIVES:

The main learning objective of this course is to prepare students for:

- Applying the principle concepts behind stress, strain and deformation of solids for various engineering applications.
- Analyzing the transverse loading on beams and stresses in beam for various engineering applications.
- Analyzing the torsion principles on shafts and springs for various engineering applications.
- Analyzing the deflection of beams for various engineering applications.
- Analyzing the thin and thick shells and principal stresses in beam for various engineering applications

UNIT I STRESS AND STRAIN 9

Introduction, Hooke's law, Calculation of stresses in straight, Stepped and tapered sections, Composite sections, Stresses due to temperature change, Shear stress and strain, Lateral strain and Poisson's ratio, Generalized Hooke's law, Bulk modulus, Relationship between elastic constants.

UNIT II ANALYSIS OF STRESS AND STRAIN 9

Plane stress, Stresses on inclined planes, Principal stresses and maximum shear stress, Principal angles, Shear stresses on principal planes, Maximum shear stress, Mohr circle for plane stress conditions.

Cylinders: Thin cylinder: Hoop's stress, maximum shear stress, circumferential and longitudinal strains, Thick cylinders: Lames equations.

UNIT III SHEAR FORCES AND BENDING MOMENTS 9

Type of beams, Loads and reactions, Relationship between loads, shear forces and bending moments, Shear force and bending moments of cantilever beams, Pin support and roller supported beams subjected to concentrated loads and uniformly distributed constant / varying loads.

Stress in Beams: Pure bending, Curvature of a beam, Longitudinal strains in beams, Normal stresses in Beams with rectangular, circular, 'I' and 'T' cross sections, Flexure Formula, Bending Stresses, Deflection of beams (Curvature).

UNIT IV TORSION 9

Circular solid and hollow shafts, Torsional moment of resistance, Power transmission of straight and stepped shafts, Twist in shaft sections, Thin tubular sections, thin walled sections

Columns: Buckling and stability, Critical load, Columns with pinned ends, Columns with other support conditions, Effective length of columns, Secant formula for columns.

UNIT V STRAIN ENERGY 9

Castiglioni's theorem I and II, Load deformation diagram, Strain energy due to normal stresses, Shear stresses, Modulus of resilience, Strain energy due to bending and torsion.

Theories of Failure: Maximum Principal stress theory, Maximum shear stress theory.

TOTAL : 45 PERIODS

COURSE OUTCOMES:

Upon completion of this course, the students will be able to:

- Apply the principle concepts behind stress, strain and deformation of solids for various engineering applications.
- Analyze the transverse loading on beams and stresses in beam for various engineering applications.
- Analyze the torsion principles on shafts and springs for various engineering applications.
- Analyze the deflection of beams for various engineering applications.
- Understanding the concept of theories of failure

TEXT BOOKS:

1. Bansal, R.K., Strength of Materials, Laxmi Publications (P) Ltd., 2007
2. Jindal U.C., Strength of Materials, Asian Books Pvt. Ltd., New Delhi, 2007

REFERENCES:

1. Egor. P.Popov “ Engineering Mechanics of Solids” Prentice Hall of India, New Delhi, 2001
2. Ferdinand P. Beer, Russell Johnson, J.r. and John J. Dewole Mechanics of Materials, Tata McGraw Hill publishing ‘co. Ltd., New Delhi.
3. Hibbeler, R.C., Mechanics of Materials, Pearson Education, Low Price Edition, 2007.
4. Subramanian R., Strength of Materials, oxford University Press, Oxford Higher Education Series, 2007.
5. Hibbeler, R. C. Mechanics of Materials. 6th ed. East Rutherford, NJ: Pearson Prentice Hall, 2004.

CO	PO												PSO		
	1	2	3	4	5	6	7	8	9	10	11	12	1	2	3
1	3	3	3	-	-	-	-	-	-	-	-	-	3	2	-
2	3	3	3	-	-	-	-	-	-	-	-	-	3	2	-
3	3	3	3	-	-	-	-	-	-	-	-	-	3	2	-
4	3	3	3	-	-	-	-	-	-	-	-	-	3	2	-
5	3	3	3	-	-	-	-	-	-	-	-	-	3	2	-

PROGRESS THROUGH KNOWLEDGE

COURSE OBJECTIVES:

1. To knowledge in Fluid Properties and Statics
2. To understand the concept of fluid kinematics and Dynamics.
3. To learn about the flows in fluid, Viscous flows and flow through pipes
4. To understand the basics laws of thermodynamics
5. To understand the second law of thermodynamics and entropy

UNIT I FLUID PROPERTIES AND FLUID STATICS 12

Fluid Definition and Classification – Properties of fluids: Density, Specific Weight, Specific Volume, Specific Gravity, Viscosity, Compressibility, Bulk Modulus, Capillary and Surface Tension – Fluid statics: Concept of fluid static pressure – Pascal's law – Absolute and Gauge pressures – Manometers: Types and Pressure measurement – Concept of Buoyancy and Floatation.

UNIT II FLUID KINEMATICS AND FLUID DYNAMICS 12

Fluid Kinematics: Types of fluid flow – Continuity equation in two and three dimensions – Velocity and Acceleration of fluid particle – Velocity potential function and Stream function. Fluid dynamics: Euler's equation along a streamline – Bernoulli's equation and applications – Venturi meter, Orifice meter and Pitot tube.

UNIT III VISCOUS FLOW, FLOW THROUGH PIPES AND DIMENSIONAL ANALYSIS 12

Viscous flow: Shear stress, pressure gradient relationship – Flow of viscous fluid through circular pipe – Flow through pipes: Loss of head due to friction – Minor head losses – Hydraulic gradient and Total energy lines – Flow through pipes in series and in parallel – Power transmission through pipes. Dimensional analysis: Buckingham's theorem.

UNIT IV BASICS OF THERMODYNAMICS AND FIRST LAW OF THERMODYNAMICS 12

Thermodynamics – Microscopic and macroscopic point of view – Systems, properties, process, path, cycle. Thermodynamic equilibrium – Zeroth law of Thermodynamics – internal energy, enthalpy, specific heat capacities CV and CP, Relationship between CV and CP. First law of Thermodynamics – Application to closed and open systems – Steady Flow Energy Equation (SFEE) – Simple problems.

UNIT V SECOND LAW OF THERMODYNAMICS AND ENTROPY 12

Second Law of thermodynamics – Kelvin Planck and Clausius Statements – Equivalents of Kelvin Planck and Clausius statements. Reversibility – Irreversibility, reversible cycle – Heat engine, heat pump and refrigerator. Carnot cycle and Clausius theorem, the property of entropy, the inequality of Clausius – Entropy principle – General expression for entropy – Simple problems in entropy.

TOTAL: 60 PERIODS**COURSE OUTCOMES:****At the end of the course, the student able to:**

- CO1: Recognize the fluid properties, fluid statics and laws of thermodynamics
- CO2: Interpret the problems related to kinematics and dynamics of fluids and thermal systems
- CO3: Review the energy losses in flow through pipes and steady flow equation in thermal systems.
- CO4: Analyse the fluid flow and thermal process
- CO5: Solve the problems related to fluid and thermal systems.

Mapping of COs with POs and PSOs															
COs/POs&PS Os	POs												PSOs		
	1	2	3	4	5	6	7	8	9	10	11	12	1	2	3
CO1	3	3	2		1						1	1	2	2	1
CO2	3	3	2		1						1	1	2	2	1
CO3	2	2	3	2	2	3					1	1	3	3	1
CO4	2	2	3	2	1	2					1	1	3	3	1
CO5	3	3	2	2	2	2					1	1	2	2	1
CO/PO & PSO Average	2.6	2.6	2.4	2	1.4	2.3					1	1	2.4	2.4	1

1 – Slight, 2 – Moderate, 3 – Substantial

TEXT BOOK:

1. Bansal R.K., —Fluid Mechanics and Hydraulic MachinesII, 9th Edition, Laxmi Publications, New Delhi, 2015.

REFERENCES:

1. Nag P.K., —Engineering ThermodynamicsII, 5th Edition, Tata McGraw Hill Publishing Company, New Delhi, 2013.
2. Cengel Yunus A. and Boles Michael A., —Thermodynamics: An Engineering ApproachII, 7th Edition, McGraw-Hill, New York, 2011.
3. Frank M. White., —Fluid MechanicsII, 7th Edition, Tata McGraw Hill Publishing Company, New Delhi, 2009.



COURSE OBJECTIVES:

1. To present the Digital fundamentals, Boolean algebra and its applications in digital systems
2. To familiarize with the design of various combinational digital circuits using logic gates
3. To introduce the analysis and design procedures for synchronous and asynchronous sequential circuits
4. To explain the various semiconductor memories and related technology
5. To introduce the electronic circuits involved in the making of logic gate

UNIT I DIGITAL FUNDAMENTALS**9**

Number Systems – Decimal, Binary, Octal, Hexadecimal, 1's and 2's complements, Codes – Binary, BCD, Excess 3, Gray, Alphanumeric codes, Boolean theorems, Logic gates, Universal gates, Sum of products and product of sums, Minterms and Maxterms, Karnaugh map Minimization and Quine-McCluskey method of minimization.

UNIT II COMBINATIONAL & SYNCHRONOUS SEQUENTIAL CIRCUITS**9**

Design of Half and Full Adders, Half and Full Subtractors, Binary Parallel Adder -Multiplexer, Demultiplexer, Decoder, Priority Encoder. Flip flops – SR, JK, T, D, design of clocked sequential circuits – Design of Counters- Shift registers, Universal Shift Register

UNIT III ASYNCHRONOUS SEQUENTIAL CIRCUITS AND MEMORY DEVICES**9**

Stable and Unstable states, output specifications, cycles and races, state reduction, race free assignments, Hazards, Essential Hazards, Pulse mode sequential circuits, Design of Hazard free circuits. Basic memory structure – ROM -PROM – EPROM – EEPROM –EAPROM, RAM – Static and dynamic RAM - Programmable Logic Devices – Programmable Logic Array (PLA) - Programmable Array Logic (PAL) – Field Programmable Gate Arrays (FPGA).

UNIT IV 8085 PROCESSOR**9**

Hardware Architecture, pin diagram – Functional Building Blocks of Processor – Memory organization – I/O ports and data transfer concepts– Timing Diagram – Interrupts.

UNIT V PROGRAMMING PROCESSOR**9**

Instruction - format and addressing modes – Assembly language format – Data transfer, data manipulation & control instructions – Programming: Loop structure with counting & Indexing – Look up table - Subroutine instructions – stack -8255 architecture and operating modes

TOTAL: 45 PERIODS**COURSE OUTCOMES**

At the end of the course, the student able to:

CO1: State the fundamental operating concepts behind digital logic circuits and microprocessors.

CO 2: Recognize the use of various digital logic circuits and sub units in microprocessors.

CO 3: Sketch the digital logic circuits and the architectures of microprocessors

CO 4: Design the DLC and Microprocessor for the standard applications.

CO 5: Create the circuits using DLC and Microprocessor for given applications

Mapping of COs with POs and PSOs															
COs/Pos&PSOs	POs												PSOs		
	1	2	3	4	5	6	7	8	9	10	11	12	1	2	3
CO1	3	2	1	1		1						1	3	3	3
CO2	3	2	1	1		1						1	3	2	3
CO3	3	2	1	1		1						1	3	2	3
CO4	3	2	1	1		1						1	3	2	3
CO5	3	2	1	1		1						1	3	2	3
CO/PO & PSO Average	3	2	1	1		1						1	3	2	3

1 – Slight, 2 – Moderate, 3 – Substantial

TEXT BOOKS:

1. M. Morris Mano and Michael D. Ciletti, "Digital Design", 5th Edition, Pearson, 2014.
2. Krishna Kant, "Microprocessor and Microcontrollers", Eastern Company Edition, Prentice Hall of India, New Delhi, 2007.

REFERENCES:

1. Charles H.Roth. "Fundamentals of Logic Design", 6th Edition, Thomson Learning, 2013.
2. Thomas L. Floyd, "Digital Fundamentals", 10th Edition, Pearson Education Inc, 2011
3. Muhammad Ali Mazidi & Janice Gilli Mazidi, R.D.Kinely 'The 8051 Micro Controller and Embedded Systems', PHI Pearson Education, 5th Indian reprint, 2003.
4. R.S. Gaonkar, 'Microprocessor Architecture Programming and Application', with 8085, Wiley Eastern Ltd., New Delhi, 2013



COURSE OBJECTIVES:

1. To familiarize a relay and power semiconductor devices
2. To get a knowledge on drive characteristics
3. To obtain the knowledge on DC motors and drives.
4. To obtain the knowledge on AC motors and drives.
5. To obtain the knowledge on Stepper and Servo motor.

UNIT I RELAY AND POWER SEMI-CONDUCTOR DEVICES**9**

Study of Switching Devices – Relay and Types, Switching characteristics -BJT, SCR, TRIAC, GTO, MOSFET, IGBT and IGCT-: SCR, MOSFET and IGBT - Triggering and commutation circuit - Introduction to Driver and snubber circuits

UNIT II DRIVE CHARACTERISTICS**9**

Electric drive – Equations governing motor load dynamics – steady state stability – multi quadrant Dynamics: acceleration, deceleration, torque, and Direction starting & stopping – Selection of motor.

UNIT III DC MOTORS AND DRIVES**9**

DC Servomotor - Types of PMDC & BLDC motors - principle of operation- emf and torque equations - characteristics and control – Drives- H bridge - Single and Three Phases – 4 quadrant operation – Applications

UNIT IV AC MOTORS AND DRIVES**9**

Introduction – Induction motor drives – Speed control of 3-phase induction motor – Stator voltage control – Stator frequency control – Stator voltage and frequency control – Stator current control – Static rotor resistance control – Slip power recovery control.

UNIT V STEPPER AND SERVO MOTOR**9**

Stepper Motor: Classifications- Construction and Principle of Operation – Modes of Excitation- Drive System-Logic Sequencer - Applications. Servo Mechanism – DC Servo motor-AC Servo motor – Applications.

TOTAL: 45 PERIODS**COURSE OUTCOMES****At the end of the course, the student able to:**

- CO 1: Recognize the principles and working of relays, drives and motors.
 CO 2: Explain the working and characteristics of various drives and motors.
 CO 3: Apply the solid state switching circuits to operate various types of Motors and Drivers
 CO 4: Interpret the performance of Motors and Drives.
 CO 5: Suggest the Motors and Drivers for given applications.

Mapping of COs with POs and PSOs															
COs/Pos&PS Os	POs												PSOs		
	1	2	3	4	5	6	7	8	9	10	11	12	1	2	3
CO1	3	1	1	2	1							1	1		3
CO2	3	1	2	2	1							1	1		3
CO3	3	1	2	2	1							1	1		3
CO4	3	1	1	2	2							1	1		3
CO5	3	1	1	2	2							1	1		3
CO/PO & PSO Average	3	1	1.4	2	1.4							1	1		3
1 – Slight, 2 – Moderate, 3 – Substantial															

TEXT BOOKS:

1. Bimbhra B.S., "Power Electronics", 5th Edition, Kanna Publishers, New Delhi, 2012.
2. Mehta V.K. & Rohit Mehta, "Principles of Electrical Machines", 2nd Edition, S.Chand & Co. Ltd., New Delhi, 2016.

REFERENCES:

1. Gopal K. Dubey, "Fundamentals of Electrical Drives", 2nd Edition, Narosal Publishing House, New Delhi, 2001.
2. Theraja B.L. & Theraja A.K., "A Text Book of Electrical Technology", 2nd Edition, S.Chand & Co. Ltd., New Delhi, 2012.
3. Singh M.D. & Kanchandhani K.B., "Power Electronics", McGraw Hill, New Delhi, 2007



COURSE OBJECTIVES:

1. To impart knowledge on Performance of the fundamental control practices associated with AC and DC machines (starting, reversing, braking, plugging, etc.) using power electronics To impart industry oriented learning
2. To evaluate the use of computer-based analysis tools to review the major classes of machines and their physical basis for operation

LIST OF EXPERIMENTS:

1. Load test on DC Motor
 2. Load test on 3 Phase Induction Motor
 3. Load test on 3 Phase Synchronous Motor.
 4. Rheostat based Speed control of motors (AC and DC)
 5. Switching circuits of MOSFET, IGBT, SCR and TRAIC.
 6. Gate pulsation generation using PWM signals.
 7. Speed control of DC motor using Power Electronic Drive.
 8. Position and direction control DC servomotor using Power Electronic Drive.
 9. Position, direction and speed control of BLDC and PMDC motors using Power Electronic Drive.
 10. Position, Direction and speed control of stepper Motor.
 11. Four quadrant operation of three-phase Induction Motor using Power Electronic Drive.
 12. VFD control of single phase and three-phase induction motor using Power Electronic Drive.
 13. AC servomotor position, direction and speed control using Power Electronic Drive.
- (Any 10 experiments)

TOTAL: 60 PERIODS**COURSE OUTCOMES:****At the end of the course, the student able to:**

- CO1: Practice the basic working of AC, DC motor, stepper motor, servo motor and synchronous motor using power electronic drive
- CO2: Demonstrate the control of AC, DC motor, stepper motor, servo motor and synchronous motor using power electronic drive
- CO 3: Analyze the performance of AC, DC motor, stepper motor, servo motor and synchronous motor using power electronic drive

Mapping of COs with POs and PSOs															
COs/POs& PSOs	POs												PSOs		
	1	2	3	4	5	6	7	8	9	10	11	12	1	2	3
CO1	3	2	1	1	1							1	2	2	3
CO2	3	2	1	1	1							1	2	2	3
CO3	3	2	1	1	1							1	2	2	3
CO/PO & PSO Average	3	2	1	1	1							1	2	2	3
1 – Slight, 2 – Moderate, 3 – Substantial															

COURSE OBJECTIVES:

1. To prepare assembly drawings both manually and using standard CAD packages.
2. To familiarize the commands and procedure for 2D drawing and 3D models in computer oriented Modelling environment.
3. To assemble the parts and generate the motion simulation of 3D models.

LIST OF EXPERIMENTS**2D and 3D Modelling of Components**

1. Bearing and Couplings.
2. Ball Screw and Gears
3. Sheet Metal Components
4. Jigs, Fixtures and Die Assemblies.

Modelling and Simulation of Mechanism

5. 4 Bar Chain
6. Slider Crank
7. Quick Return and Elliptical Trammel.
8. Screw jack.

Assembly and Simulation of Parts

9. Basic Serial Robots
10. Simple Machines

TOTAL: 60 PERIODS**COURSE OUTCOMES:****At the end of the course, the student able to:**

CO1: Create 2D drawing and 3D models for part design and model developments.

CO2: Integrate the parts and capable to simulate motion functionality of the model virtually.

CO3: Analyze the Design, assembly and visualize the motion of machines and robots.

Mapping of COs with POs and PSOs															
COs/POs&PS Os	POs											PSOs			
	1	2	3	4	5	6	7	8	9	10	11	12	1	2	3
CO1	3	2	1	1	3			1				1	2	2	3
CO2	3	2	1	1	3			1				1	2	2	3
CO3	3	2	1	1	3			1				1	2	2	3
CO/PO & PSO Average	3	2	1	1	3			1				1	2	2	3

1 – Slight, 2 – Moderate, 3 – Substantial

OBJECTIVES:

- To be proficient in important Microsoft Office tools: MS WORD, EXCEL, POWERPOINT.
- To be proficient in using MS WORD to create quality technical documents, by using standard templates, widely acceptable styles and formats, variety of features to enhance the presentability and overall utility value of content.
 - To be proficient in using MS EXCEL for all data manipulation tasks including the common statistical, logical, mathematical etc., operations, conversion, analytics, search and explore, visualize, interlink, and utilizing many more critical features offered
 - To be able to create and share quality presentations by using the features of MS PowerPoint, including: organization of content, presentability, aesthetics, using media elements and enhance the overall quality of presentations.

MS WORD:**10 Hours**

Create and format a document

Working with tables

Working with Bullets and Lists

Working with styles, shapes, smart art, charts

Inserting objects, charts and importing objects from other office tools

Creating and Using document templates

Inserting equations, symbols and special characters

Working with Table of contents and References, citations

Insert and review comments

Create bookmarks, hyperlinks, endnotes footnote

Viewing document in different modes

Working with document protection and security

Inspect document for accessibility

MS EXCEL:**10 Hours**

Create worksheets, insert and format data

Work with different types of data: text, currency, date, numeric etc.

Split, validate, consolidate, Convert data

Sort and filter data

Perform calculations and use functions: (Statistical, Logical, Mathematical, date, Time etc.)

Work with Lookup and reference formulae

Create and Work with different types of charts

Use pivot tables to summarize and analyse data

Perform data analysis using own formulae and functions

Combine data from multiple worksheets using own formulae and built-in functions to generate results

Export data and sheets to other file formats

Working with macros

Protecting data and Securing the workbook

MS POWERPOINT:**10 Hours**

Select slide templates, layout and themes

Formatting slide content and using bullets and numbering

Insert and format images, smart art, tables, charts

Using Slide master, notes and handout master

Working with animation and transitions

Organize and Group slides

Import or create and use media objects: audio, video, animation

Perform slideshow recording and Record narration and create presentable videos

TOTAL: 30 PERIODS

OUTCOMES:

On successful completion the students will be able to

- Use MS Word to create quality documents, by structuring and organizing content for their day to day technical and academic requirements
- Use MS EXCEL to perform data operations and analytics, record, retrieve data as per requirements and visualize data for ease of understanding
- Use MS PowerPoint to create high quality academic presentations by including common tables, charts, graphs, interlinking other elements, and using media objects.



COURSE OBJECTIVES:

1. To study the concepts and basic mechanics of metal cutting and the factors affecting machinability
2. To learn working of basic and advanced turning machines.
3. To teach the basics of machine tools with reciprocating and rotating motions and abrasive finishing processes.
4. To study the basic concepts of CNC of machine tools and constructional features of CNC.
5. To learn the basics of CNC programming concepts to develop the part programme for Machine centre and turning centre

UNIT I MECHANICS OF METAL CUTTING 9

Mechanics of chip formation, forces in machining, Types of chip, cutting tools – single point cutting tool nomenclature, orthogonal and oblique metal cutting, thermal aspects, cutting tool materials, tool wear, tool life, surface finish, cutting fluids and Machinability.

UNIT II TURNING MACHINES 9

Centre lathe, constructional features, specification, operations – taper turning methods, thread cutting methods, special attachments, surface roughness in turning, machining time and power estimation. Special lathes - Capstan and turret lathes- tool layout – automatic lathes: semi-automatic – single spindle: Swiss type, automatic screw type – multi spindle

UNIT III RECIPROCATING MACHINE TOOLS 9

Reciprocating machine tools: shaper, planer, slotter: Types and operations- Hole making: Drilling, reaming, boring, tapping, type of milling operations-attachments- types of milling cutters– machining time calculation - Gear cutting, gear hobbing and gear shaping – gear finishing methods Abrasive processes: grinding wheel – specifications and selection, types of grinding process – cylindrical grinding, surface grinding, centreless grinding, internal grinding - micro finishing methods

UNIT IV CNC MACHINES 9

Computer Numerical Control (CNC) machine tools, constructional details, special features – Drives, Recirculating ball screws, tool changers; CNC Control systems – Open/closed, point-to-point/continuous - Turning and machining centres – Work holding methods in Turning and machining centres, Coolant systems, Safety features.

UNIT V PROGRAMMING OF CNC MACHINE TOOLS 9

Coordinates, axis and motion, Absolute vs Incremental, Interpolators, Polar coordinates, Program planning, G and M codes, Manual part programming for CNC machining centers and Turning centers – Fixed cycles, Loops and subroutines, Setting up a CNC machine for machining.

TOTAL : 45 PERIODS**OUTCOMES:****At the end of the course the students would be able to**

1. Apply the mechanism of metal removal process and to identify the factors involved in improving machinability.
2. Describe the constructional and operational features of centre lathe and other special purpose lathes.
3. Describe the constructional and operational features of reciprocating machine tools.
4. Apply the constructional features and working principles of CNC machine tools.
5. Demonstrate the Program CNC machine tools through planning, writing codes and setting up CNC machine tools to manufacture a given component.

TEXT BOOKS:

1. Kalpakjian. S, "Manufacturing Engineering and Technology", Pearson Education India Edition, 2009.
2. Michael Fitzpatrick, Machining and CNC Technology, McGraw-Hill Education; 3rd edition, 2013.

REFERENCES:

1. Roy. A. Lindberg, Processes and materials of manufacture, PHI / Pearson education, 2006.
2. Geoffrey Boothroyd, "Fundamentals of Metal Machining and Machine Tools", McGraw Hill, 1984. Rao. P.N "Manufacturing Technology," Metal Cutting and Machine Tools, Tata McGraw- Hill, New Delhi, 2003.
3. A. B. Chattopadhyay, Machining and Machine Tools, Wiley, 2nd edition, 2017.
4. Peter Smid, CNC Programming Handbook, Industrial Press Inc.,; Third edition, 2007

CO	PO												PSO		
	1	2	3	4	5	6	7	8	9	10	11	12	1	2	3
1	3	3	3	1	1	1	3			3		2	3	3	2
2	3	3	3	1	1	1	3			3		2	3	2	2
3	3	3	3	1	1	1	3			3		2	3	2	2
4	3	3	2	1	1	1	3			3		2	3	2	2
5	3	3	3	1	1	1	3			3		2	3	2	3
Low (1) ; Medium (2) ; High (3)															



COURSE OBJECTIVES:

1. To understand the basic components and layout of linkages in the assembly of a system/ machine and also learn about the mechanisms
2. To understand the basic concepts of toothed gearing and kinematics of gear trains and the effects of friction in motion transmission and in machine components.
3. To learn about the concepts in friction
4. To understand the principles in force analysis
5. To learn about the basic concept of static and dynamic balancing and vibration

UNIT I KINEMATIC OF MACHINES**12**

Mechanisms – Terminology and definitions – kinematics inversions of 4 bar and slide crank chain kinematics analysis in simple mechanisms – velocity and acceleration polygons – Analytical methods – computer approach – cams – classifications – displacement diagrams - layout of plate cam profiles – derivatives of followers motion – circular arc and tangent cams.

UNIT II GEARS AND GEAR TRAINS**12**

Spur gear – law of toothed gearing – involute gearing – Interchangeable gears – Gear tooth action interference and undercutting – nonstandard teeth – gear trains – parallel axis gears trains – epicyclic gear trains – automotive transmission gear trains.

UNIT III FRICTION**12**

Sliding and Rolling Friction angle – friction in threads – Friction Drives – Belt and rope drives.

UNIT IV FORCE ANALYSIS**12**

Applied and Constrained Forces – Free body diagrams – static Equilibrium conditions – Two, Three and four members – Static Force analysis in simple machine members – Dynamic Force Analysis Inertia Forces and Inertia Torque – D'Alembert's principle – superposition principle – dynamic Force Analysis in simple machine members.

UNIT V BALANCING AND VIBRATION**12**

Static and Dynamic balancing – Balancing of revolving and reciprocating masses – Balancing machines – free vibrations – Equations of motion – natural Frequency – Damped Vibration – bending critical speed of simple shaft.

TOTAL: 60 PERIODS**COURSE OUTCOMES**

At the end of the course, the student able to:

CO1: Recognize the basic terminologies of kinematics and dynamics of machines

CO2: Interpret the various concepts of kinematics and dynamics including forces and frictions

CO 3: Show the motions parameters on the various mechanisms, gears and gear trains.

CO 4: Apply the mechanism, gears and gear train for the design of new machines.

CO 5: Analyze the working of various mechanism, gears and gear train.

TEXT BOOKS:


1. Rattan, S.S, "Theory of Machines", 4th Edition, Tata McGraw-Hill, 2014.
2. Bansal R.K., "Theory of Machines", Laxmi Publications Pvt Ltd., New Delhi, 20th edition 2009.

REFERENCES:

1. Thomas Bevan, "Theory of Machines", CBS Publishers and Distributors, 1984.
2. Ghosh. A, and A.K. Mallick, "Theory and Machine", Affiliated East-West Pvt. Ltd., New Delhi, 1988.
3. 3Rao. J. S. and Dukkippatti R.V. "Mechanisms and Machines", Wiley-Eastern Ltd., New Delhi, 1992.
4. John Hannah and Stephens R.C., "Mechanics of Machines", Viva Low Prices Student Edition, 1999.
5. Ramamurthi, Mechanisms of Machine, Narosa Publishing House, 2002.
6. Ambekar A. G., "Mechanism and Machine Theory" Prentice Hall of India, New Delhi, 2007

Mapping of COs with POs and PSOs																
COs/POs & PSOs	POs												PSOs			
	1	2	3	4	5	6	7	8	9	10	11	12	1	2	3	
CO1	3	2	1	1	2	1						1	2	1	3	
CO2	3	2	1	1	2	1						1	2	1	3	
CO3	3	2	1	1	2	1						1	2	1	3	
CO4	3	2	1	1	2	1						1	2	1	3	
CO5	3	2	1	1	2	1						1	2	1	3	
CO/PO & PSO Average	3	2	1	1	2	1						1	2	1	3	

1 – Slight, 2 – Moderate, 3 – Substantial



COURSE OBJECTIVES:

1. To understand the concepts of measurement technology.
2. To learn the various sensors used to measure various physical parameters.
3. To learn the fundamentals of signal conditioning, data acquisition and communication systems used in mechatronics system development
4. To learn about the optical, pressure and temperature sensor
5. To understand the signal conditioning and DAQ systems

UNIT I INTRODUCTION**9**

Basics of Measurement – Classification of errors – Error analysis – Static and dynamic characteristics of transducers – Performance measures of sensors – Classification of sensors – Sensor calibration techniques – Sensor Output Signal Types.

UNIT II MOTION, PROXIMITY AND RANGING SENSORS**9**

Motion Sensors – Potentiometers, Resolver, Encoders – Optical, Magnetic, Inductive, Capacitive, LVDT – RVDT – Synchro – Microsyn, Accelerometer – GPS, Bluetooth, Range Sensors – RF beacons, Ultrasonic Ranging, Reflective beacons, Laser Range Sensor (LIDAR).

UNIT III FORCE, MAGNETIC AND HEADING SENSORS**8**

Strain Gage, Load Cell, Magnetic Sensors –types, principle, requirement and advantages: Magneto resistive – Hall Effect – Current sensor Heading Sensors – Compass, Gyroscope, Inclinometers.

UNIT IV OPTICAL, PRESSURE AND TEMPERATURE SENSORS**10**

Photo conductive cell, photo voltaic, Photo resistive, LDR – Fiber optic sensors – Pressure – Diaphragm, Bellows, Piezoelectric – Tactile sensors, Temperature – IC, Thermistor, RTD, Thermocouple. Acoustic Sensors – flow and level measurement, Radiation Sensors - Smart Sensors - Film sensor, MEMS & Nano Sensors, LASER sensors.

UNIT V SIGNAL CONDITIONING AND DAQ SYSTEMS**9**

Amplification – Filtering – Sample and Hold circuits – Data Acquisition: Single channel and multi-channel data acquisition – Data logging - applications - Automobile, Aerospace, Home appliances, Manufacturing, Environmental monitoring.

TOTAL: 45 PERIODS**COURSE OUTCOMES**

Upon successful completion of the course, students should be able to:

CO1: Recognize with various calibration techniques and signal types for sensors.

CO2: Describe the working principle and characteristics of force, magnetic, heading, pressure and temperature, smart and other sensors and transducers.

CO3: Apply the various sensors and transducers in various applications

CO4: Select the appropriate sensor for different applications.

CO5: Acquire the signals from different sensors using Data acquisition systems.

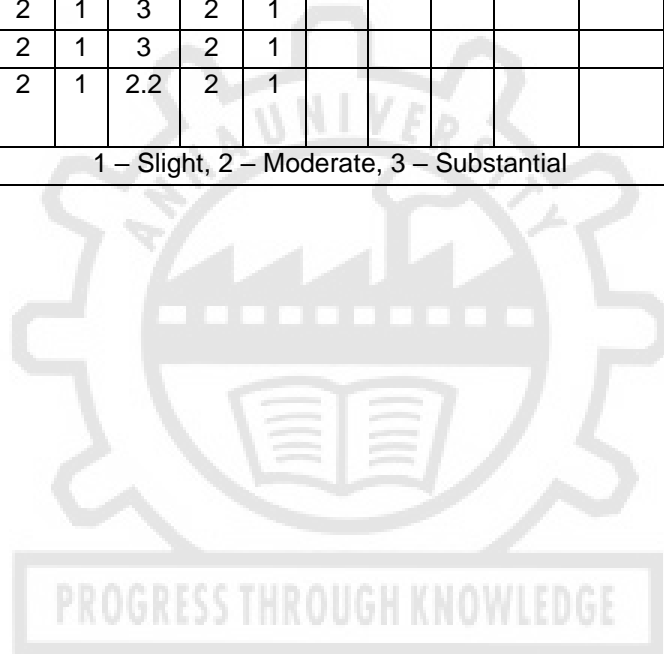
TEXT BOOKS:

1. Ernest O Doebelin, "Measurement Systems – Applications and Design", Tata McGraw-Hill, 2009
2. Sawney A K and Puneet Sawney, "A Course in Mechanical Measurements and Instrumentation and Control", 12th edition, Dhanpat Rai & Co, New Delhi, 2013.

REFERENCES

1. C. Sujatha ... Dyer, S.A., Survey of Instrumentation and Measurement, John Wiley & Sons, Canada, 2001
2. Hans Kurt Tönshoff (Editor), Ichiro, "Sensors in Manufacturing" Volume 1, Wiley-VCH April 2001.
3. John Turner and Martyn Hill, "Instrumentation for Engineers and Scientists", Oxford Science Publications, 1999.
4. Patranabis D, "Sensors and Transducers", 2nd Edition, PHI, New Delhi, 2011.
5. Richard Zurawski, "Industrial Communication Technology Handbook" 2nd edition, CRC Press, 2015

Mapping of COs with POs and PSOs															
COs/POs & PSOs	POs												PSOs		
	1	2	3	4	5	6	7	8	9	10	11	12	1	2	3
CO1	3	2	1	2	2	1						1	2	1	3
CO2	3	2	1	2	2	1						1	2	1	3
CO3	3	2	1	1	2	1						1	2	1	3
CO4	3	2	1	3	2	1						1	2	1	3
CO5	3	2	1	3	2	1						1	2	1	3
CO/PO & PSO Average	3	2	1	2.2	2	1						1	2	1	3
1 – Slight, 2 – Moderate, 3 – Substantial															



COURSE OBJECTIVES:

1. To familiarize the architecture and fundamental units of microcontroller.
2. To know the microcontroller programming methodology and to acquire the interfacing skills and data exchange methods using various communication protocols.
3. To design the interface circuit and programming of I/O devices, sensors and actuators.
4. To understand ARM processor architecture and its functions to meet out the computational and interface needs of growing mechatronic systems.
5. To acquaint the knowledge of real time embedded operating system for advanced system developments.

UNIT I INTRODUCTION TO MICROCONTROLLER 6

Fundamentals Functions of ALU - Microprocessor - Microcontrollers – CISC and RISC – Types Microcontroller - 8051 Family - Architecture - Features and Specifications - Memory Organization - Instruction Sets – Addressing Modes.

UNIT II PROGRAMMING AND COMMUNICATION 6

Fundamentals of Assembly Language Programming – Instruction to Assembler – Compiler and IDE - C Programming for 8051 Microcontroller – Basic Arithmetic and Logical Programming - Timer and Counter - Interrupts – Interfacing and Programming of Serial Communication, I²C, SPI and CAN of 8051 Microcontroller – Bluetooth and WI-FI interfacing of 8051 Microcontroller.

UNIT III PERIPHERAL INTERFACING 6

I/O Programming – Interfacing of Memory, Key Board and Displays – Alphanumeric and Graphic, RTC, interfacing of ADC and DAC, Sensors - Relays - Solenoid Valve and Heater - Stepper Motors, DC Motors - PWM Programming – Closed Loop Control Programming of Servomotor – Traffic Light

UNIT IV ARM PROCESSOR 6

Introduction ARM 7 Processor - Internal Architecture – Modes of Operations – Register Set – Instruction Sets – ARM Thumb - Thumb State Registers – Pipelining – basic programming of ARM 7 - Applications.

UNIT V SINGLE BOARD COMPUTERS AND PROGRAMMING 6

System on Chip - Broadcom BCM2711 SoC – SBC architecture - Models and Languages – Embedded Design – Real Time Embedded Operating Systems - Real Time Programming Languages – Python for Embedded Systems- GPIO Programming – Interfacing

TOTAL: 30 PERIODS**EMBEDDED SYSTEMS LAB****LIST OF EXPERIMENTS**

1. Assembly Language Programming and Simulation of 8051.
2. Alphanumeric and Graphic LCD Interfacing using 8051 Microcontroller.
3. Input switches and keyboard interfacing of 8051.
4. Sensor Interfacing with ADC to 8051 and DAC & RTC Interfacing with 8051. .
5. Timer, Counter and Interrupt Program Application for 8051.
6. Step Motor (Unipolar & Bipolar Motor) and PWM Servo Motor Control to Interfacing with 8051.
7. UART Serial and Parallel Port Programming of 8051.
8. I²C, SPI and CAN Programming of 8051.
9. Interfacing and Programming of Bluetooth and Wi-Fi with 8051
10. Programming of ARM Processor for Sensor Interface.
11. Stepper Motor and Servo Motor Control Using ARM Processor.
12. Serial Communication of ARM Processor with Computation Platform.

13. Wireless Communication of ARM Processor with Computation Platform.
14. GPIO Programming of Real Time Embedded Operating Systems.
15. IOT application using SBC.

(any 7 experiments)

TOTAL:30 PERIODS

COURSE OUTCOMES

Upon successful completion of the course, students should be able to:

- CO 1: Know the various functional units of microcontroller, processors and system-on-chip based on the features and specifications.
- CO 2: Recognize the role of each functional units in microcontroller, processors and system-on-chip based on the features and specifications.
- CO 3: Interface the sensors, actuators and other I/O's with microcontroller, processors and system on chip based interfacing
- CO 4: Design the circuit and write the programming microcontroller, processors and system on chip
- CO 5: Develop the applications using Embedded system.

TEXT BOOKS:

1. Frank Vahid and Tony Givagis, "Embedded System Design", 2011, Wiley.
2. Kenneth J. Aylala, "The 8051 Microcontroller, the Architecture and Programming Applications", 2003.

REFERENCES:

1. Muhammad Ali Mazidi and Janice GillispicMazdi, "The 8051 Microcontroller and Embedded Systems", Pearson Education, 2006.
2. Simon Monk, Programming the Raspberry Pi, Second Edition: Getting Started with Python McGraw Hill TAB; 2nd edition,2015
3. James W. Stewart, "The 8051 Microcontroller Hardware, Software and Interfacing", Regents Prentice Hall, 2003.
4. John B. Peatman, "Design with Microcontrollers", McGraw Hill International, USA, 2005.

Mapping of COs with POs and PSOs															
COs/POs & PSOs	POs												PSOs		
	1	2	3	4	5	6	7	8	9	10	11	12	1	2	3
CO1	3	2	1	1	2	2						1	3	1	3
CO2	3	2	1	1	2	2						1	3	1	3
CO3	3	2	1	1	2	2						1	3	1	3
CO4	3	2	1	1	2	2						1	3	1	3
CO5	3	2	1	1	2	2						1	3	1	3
CO/PO & PSO Average	3	2	1	1	2	2						1	3	1	3
1 – Slight, 2 – Moderate, 3 – Substantial															

COURSE OBJECTIVES:

1. To introduce the components and their representation of control systems
2. To learn various methods for analyzing the time response, frequency response and stability of the systems.
3. To learn the various approach for the system frequency analysis
4. To understand the concept of stability analysis
5. To know about the state variable methods of control system analysis

UNIT I SYSTEMS COMPONENTS AND THEIR REPRESENTATION 9

Control System: Terminology and Basic Structure-Feed forward and Feedback control theory-Electrical and Mechanical Transfer Function Models-Block diagram Models-Signal flow graphs

UNIT II TIME RESPONSE ANALYSIS 9

Transient response-steady state response-Measures of performance of the standard first order and second order system-effect on an additional zero and an additional pole-steady error constant and system- type number-PID control-Analytical design for PD, PI,PID control systems

UNIT III FREQUENCY RESPONSE AND SYSTEM ANALYSIS 9

Closed loop frequency response-Performance specification in frequency domain-Frequency response of standard second order system- Bode Plot - Polar Plot-Design of compensators using Bode plots- Cascade lead, lag and lag-lead compensation.

UNIT IV CONCEPTS OF STABILITY ANALYSIS 9

Concept of stability-Bounded - Input Bounded - Output stability-Routh stability criterion-Relative stability-Root locus concept-Guidelines for sketching root locus-Nyquist stability criterion.

UNIT V CONTROL SYSTEM ANALYSIS USING STATE VARIABLE METHODS 9

State variable representation-Conversion of state variable models to transfer functions-Conversion of transfer functions to state variable models-Solution of state equations-Concepts of Controllability and Observability

TOTAL: 45 PERIODS**CONTROL SYSTEMS LABORATORY****Experiments**

1. Mathematical Modelling and Simulation of a Physical Systems and Simulation and Reduction of Cascade and Parallel, and Closed Loop Sub-System.
2. Simulation and Analysis of First and Second Order System Equations in Time and Frequency Domain.
3. Simulation and Analysis of System using Root-Locus and Bode Plot.
4. Simulation and Implementation of PID Combination for First Order Systems.
5. Simulation and Implementation of PID Combination Second Order Systems.
6. Auto tuning of PID parameters and analysis of PID Control.

TOTAL : 30 PERIODS**COURSE OUTCOMES**

Upon successful completion of the course, students should be able to:

CO1: State the various control terminologies and concepts.

CO2: Know the procedures in developing the transfer function, state space models and time and frequency domain analysis methods.

CO3: Apply the procedures on developing the systems in transfer function and state space approach and apply to evaluate the performance of system in time and frequency domain techniques.

CO4: Illustrate the time and frequency response characteristics of system response.

CO5: Analyze the performance of system using various time and frequency domain techniques.

TEXT BOOKS:


1. M.Gopal, "Control System – Principles and Design", Tata McGraw Hill, 4th Edition, 2012.
2. K.Ogata, "Modern Control Engineering", PHI, 5 th Edition, 2012.

REFERENCES:

1. J.Nagrath and M.Gopal, "Control System Engineering", New Age International Publishers, 5th Edition, 2007.
2. S.K.Bhattacharya, "Control System Engineering", Pearson, 3 rd Edition, 2013.
3. Benjamin.C.Kuo, "Automatic Control Systems", Prentice Hall of India, 7th Edition,1995.
4. Nagoor Kani, "Conrol Systems", RBA Publications, 2017.
5. Norman. S. Nise, "Control Systems Engineering", Wiley India edition, 2018.

TOTAL : 45(L) + 30(P) = 75 PERIODS

Mapping of COs with POs and PSOs															
COs/POs & PSOs	POs												PSOs		
	1	2	3	4	5	6	7	8	9	10	11	12	1	2	3
CO1	3	2	1	1	2	1						1	2	1	3
CO2	3	2	1	1	2	1						1	2	1	3
CO3	3	2	1	1	2	1						1	2	1	3
CO4	3	2	1	1	2	1						1	2	1	3
CO5	3	2	1	1	2	1						1	2	1	3
CO/PO & PSO Average	3	2	1	1	2	1						1	2	1	3
1 – Slight, 2 – Moderate, 3 – Substantial															



OBJECTIVES:

- To introduce the basic concepts of environment, ecosystems and biodiversity and emphasize on the biodiversity of India and its conservation.
- To impart knowledge on the causes, effects and control or prevention measures of environmental pollution and natural disasters.
- To facilitate the understanding of global and Indian scenario of renewable and nonrenewable resources, causes of their degradation and measures to preserve them.
- To familiarize the concept of sustainable development goals and appreciate the interdependence of economic and social aspects of sustainability, recognize and analyze climate changes, concept of carbon credit and the challenges of environmental management.
- To inculcate and embrace sustainability practices and develop a broader understanding on green materials, energy cycles and analyze the role of sustainable urbanization.

UNIT I ENVIRONMENT AND BIODIVERSITY 6

Definition, scope and importance of environment – need for public awareness. Eco-system and Energy flow– ecological succession. Types of biodiversity: genetic, species and ecosystem diversity– values of biodiversity, India as a mega-diversity nation – hot-spots of biodiversity – threats to biodiversity: habitat loss, poaching of wildlife, man-wildlife conflicts – endangered and endemic species of India – conservation of biodiversity: In-situ and ex-situ.

UNIT II ENVIRONMENTAL POLLUTION 6

Causes, Effects and Preventive measures of Water, Soil, Air and Noise Pollutions. Solid, Hazardous and E-Waste management. Case studies on Occupational Health and Safety Management system (OHASMS). Environmental protection, Environmental protection acts .

UNIT III RENEWABLE SOURCES OF ENERGY 6

Energy management and conservation, New Energy Sources: Need of new sources. Different types new energy sources. Applications of- Hydrogen energy, Ocean energy resources, Tidal energy conversion. Concept, origin and power plants of geothermal energy.

UNIT IV SUSTAINABILITY AND MANAGEMENT 6

Development , GDP ,Sustainability- concept, needs and challenges-economic, social and aspects of sustainability-from unsustainability to sustainability-millennium development goals, and protocols-Sustainable Development Goals-targets, indicators and intervention areas Climate change- Global, Regional and local environmental issues and possible solutions-case studies. Concept of Carbon Credit, Carbon Footprint. Environmental management in industry-A case study.

UNIT V SUSTAINABILITY PRACTICES 6

Zero waste and R concept, Circular economy, ISO 14000 Series, Material Life cycle assessment, Environmental Impact Assessment. Sustainable habitat: Green buildings, Green materials, Energy efficiency, Sustainable transports. Sustainable energy: Non-conventional Sources, Energy Cycles-carbon cycle, emission and sequestration, Green Engineering: Sustainable urbanization- Socio-economical and technological change.

TOTAL : 30 PERIODS**OUTCOMES:**

- To recognize and understand the functions of environment, ecosystems and biodiversity and their conservation.
- To identify the causes, effects of environmental pollution and natural disasters and contribute to the preventive measures in the society.
- To identify and apply the understanding of renewable and non-renewable resources and contribute to the sustainable measures to preserve them for future generations.
- To recognize the different goals of sustainable development and apply them for suitable technological advancement and societal development.
- To demonstrate the knowledge of sustainability practices and identify green materials, energy cycles and the role of sustainable urbanization.

TEXTBOOKS:

1. Anubha Kaushik and C. P. Kaushik's "Perspectives in Environmental Studies", 6th Edition, New Age International Publishers ,2018.
2. Benny Joseph, 'Environmental Science and Engineering', Tata McGraw-Hill, New Delhi, 2016.
3. Gilbert M.Masters, 'Introduction to Environmental Engineering and Science', 2nd edition, Pearson Education, 2004.
4. Allen, D. T. and Shonnard, D. R., Sustainability Engineering: Concepts, Design and Case Studies, Prentice Hall.
5. Bradley. A.S; Adebayo, A.O., Maria, P. Engineering applications in sustainable design and development, Cengage learning.
6. Environment Impact Assessment Guidelines, Notification of Government of India, 2006.
7. Mackenthun, K.M., Basic Concepts in Environmental Management, Lewis Publication, London, 1998.

REFERENCES :

1. R.K. Trivedi, 'Handbook of Environmental Laws, Rules, Guidelines, Compliances and Standards', Vol. I and II, Enviro Media. 38 . Edition 2010.
2. Cunningham, W.P. Cooper, T.H. Gorhani, 'Environmental Encyclopedia', Jaico Publ., House, Mumbai, 2001.
3. Dharmendra S. Sengar, 'Environmental law', Prentice hall of India PVT. LTD, New Delhi, 2007.
4. Rajagopalan, R, 'Environmental Studies-From Crisis to Cure', Oxford University Press, Third Edition, 2015.
5. Erach Bharucha "Textbook of Environmental Studies for Undergraduate Courses" Orient Blackswan Pvt. Ltd. 2013.

COs- PO's & PSO's MAPPING

CO	PO												PSO		
	1	2	3	4	5	6	7	8	9	10	11	12	1	2	3
1	2	1	-	-	-	2	3	-	-	-	-	2	-	-	-
2	3	2	-	-	-	3	3	-	-	-	-	2	-	-	-
3	3	-	1	-	-	2	2	-	-	-	-	2	-	-	-
4	3	2	1	1	-	2	2	-	-	-	-	2	-	-	-
5	3	2	1	-	-	2	2	-	-	-	-	1	-	-	-
Avg.	2.8	1.8	1	1	-	2.2	2.4	-	-	-	-	1.8	-	-	-

- 1-low, 2-medium, 3-high, '-'- no correlation

NCC Credit Course Level 2*

NX3451	(ARMY WING) NCC Credit Course Level - II	L T P C
		3 0 0 3
PERSONALITY DEVELOPMENT		9
PD 3	Group Discussion: Change your mindset, Time Management, Social Skills	6
PD 5	Public Speaking	3
LEADERSHIP		7
L 2	Case Studies: APJ Abdul Kalam, Deepa Malik, Maharana Pratap, N Narayan Murty, Ratan Tata, Rabindra Nath Tagore, Role of NCC cadets in 1965	7
DISASTER MANAGEMENT		13
DM 1	Disaster Management Capsule: Organisation, Types of Disasters, Essential Services, Assistance, Civil Defence Organisation	3
DM 2	Initiative Training, Organising Skills, Do's & Don't's, Natural Disasters, Man Made Disasters	9
DM 3	Fire Service & Fire Fighting	1
ENVIRONMENTAL AWARENESS & CONSERVATION		3
EA 1	Environmental Awareness and Conservation	3
GENERAL AWARENESS		4
GA 1	General Knowledge	4
ARMED FORCES		6
AF 1	Armed Forces, Army, CAPF, Police	6
ADVENTURE		1
AD 1	Introduction to Adventure Activities	1
BORDER & COASTAL AREAS		2
BCA 1	History, Geography & Topography of Border/Coastal areas	2

TOTAL: 45 PERIODS

NCC Credit Course Level 2*

NX3452

(NAVAL WING) NCC Credit Course Level - II

L T P C

3 0 0 3

PERSONALITY DEVELOPMENT

9

PD 3 Group Discussion: Change your mindset, Time Management, Social Skills

6

PD 5 Public Speaking

3

LEADERSHIP

7

L 2 Case Studies: APJ Abdul Kalam, Deepa Malik, Maharana Pratap, N Narayan Murty,
Ratan Tata, Rabindra Nath Tagore, Role of NCC cadets in 1965

7

DISASTER MANAGEMENT

13

DM 1 Disaster Management Capsule: Organisation, Types of Disasters, Essential Services,
Assistance, Civil Defence Organisation

3

DM 2 Initiative Training, Organising Skills, Do's & Don't's,
Natural Disasters, Man Made Disasters

9

DM 3 Fire Service & Fire Fighting

1

ENVIRONMENTAL AWARENESS & CONSERVATION

3

EA 1 Environmental Awareness and Conservation

3

GENERAL AWARENESS

4

GA 1 General Knowledge

4

NAVAL ORIENTATION

6

AF 1 Armed Forces and Navy Capsule

3

EEZ 1 EEZ Maritime Security and ICG

3

ADVENTURE

1

AD 1 Introduction to Adventure Activities

1

BORDER & COASTAL AREAS

2

BCA 1 History, Geography & Topography of Border/Coastal areas

2

TOTAL: 45 PERIODS

NCC Credit Course Level 2*

NX3453

(AIR FORCE WING) NCC Credit Course Level - II

L T P C
3 0 0 3

PERSONALITY DEVELOPMENT

9

PD 3 Group Discussion: Change your mindset, Time Management, Social Skills

6

PD 5 Public Speaking

3

LEADERSHIP

7

L 2 Case Studies: APJ Abdul Kalam, Deepa Malik, Maharana Pratap, N Narayan Murty, Ratan
Tata, Rabindra Nath Tagore, Role of NCC cadets in 1965

7

DISASTER MANAGEMENT

13

DM 1 Disaster Management Capsule: Organisation, Types of Disasters, Essential Services,
Assistance, Civil Defence Organisation

3

DM 2 Initiative Training, Organising Skills, Do's & Don't's,
Natural Disasters, Man Made Disasters

9

DM 3 Fire Service & Fire Fighting

1

ENVIRONMENTAL AWARENESS & CONSERVATION

3

EA 1 Environmental Awareness and Conservation

3

GENERAL AWARENESS

4

GA 1 General Knowledge

4

GENERAL SERVICE KNOWLEDGE

6

GSK 1 Armed Forces & IAF Capsule

2

GSK 2 Modes of Entry in IAF, Civil Aviation

2

GSK 3 Aircrafts - Types, Capabilities & Role

2

ADVENTURE

1

AD 1 Introduction to Adventure Activities

1

BORDER & COASTAL AREAS

2

BCA 1 History, Geography & Topography of Border/Coastal areas

2

COURSE OBJECTIVES

1. To learn about various force, pressure and vibration measuring sensors.
2. To learn about various Temperature, light and magnetic field measuring sensors
3. To learn about various displacement and speed measuring sensors.

LIST OF EXPERIMENTS**SENSORS AND INSTRUMENTATION**

1. Determination of Load, Torque and Force using Strain Gauge.
2. Determination of the characteristics of Pressure Sensor and Piezoelectric Force Sensor
3. Determination of Displacement using LVDT.
4. Determine the Characteristics of Various Temperature Sensors.
5. Determine the Characteristics of Various Light Detectors (Optical Sensors).
6. Distance Measurement using Ultrasonic and Laser Sensor.
7. Determine angular velocity of gyroscope,
8. Vibration measurement using Accelerometer.
9. Direction measurement using Magnetometer.
10. Speed, Position and Direction Measurement Using Encoders.
11. Force measurement using 3 axis force sensor.
12. Force Measurement using tactile sensors.
13. Data acquisition, visualization and analysis of signals.

TOTAL: 60 PERIODS**COURSE OUTCOMES:**

Upon the completion of this course, the students will be able to;

CO1: Demonstrate the various contact and non-contact sensors.

CO2: Analyze and Identify appropriate sensors for given applications.

CO3: Create a sensor system for given requirements.

Mapping of COs with POs and PSOs																
COs/POs & PSOs	POs												PSOs			
	1	2	3	4	5	6	7	8	9	10	11	12	1	2	3	
CO1	3	2	1	1	2	1							1	2	1	3
CO2	3	2	1	1	2	1							1	2	1	3
CO3	3	2	1	1	2	1							1	2	1	3
CO/PO & PSO Average	3	2	1	1	2	1							1	2	1	3
1 – Slight, 2 – Moderate, 3 – Substantial																

COURSE OBJECTIVES:

- 1 To Selecting appropriate tools, equipment's and machines to complete a given job.
- 2 To Performing various welding process using GMAW and fabricating gears using gear making machines.
- 3 To Performing various machining process such as rolling, drawing, turning, shaping, drilling, milling and analyzing the defects in the cast and machined components.

LIST OF EXPERIMENTS

1. Fabricating simple structural shapes using Gas Metal Arc Welding machine.
2. Preparing green sand moulds with cast patterns.
3. Taper Turning and Eccentric Turning on circular parts using lathe machine.
4. Knurling, external and internal thread cutting on circular parts using lathe machine.
5. Shaping – Square and Hexagonal Heads on circular parts using shaper machine.
6. Drilling and Reaming using vertical drilling machine.
7. Milling contours on plates using vertical milling machine.
8. Cutting spur and helical gear using milling machine.
9. Generating gears using gear hobbing machine.
10. Generating gears using gear shaping machine.
11. Grinding components using cylindrical and centerless grinding machine.
12. Grinding components using surface grinding machine.
13. Cutting force calculation using dynamometer in milling machine
14. Cutting force calculation using dynamometer in lathe machine

TOTAL:60 PERIODS**OUTCOMES: At the end of the course the students would be able to**

- Demonstrate the safety precautions exercised in the mechanical workshop and join two metals using GMAW.
- The students able to make the work piece as per given shape and size using machining process such as rolling, drawing, turning, shaping, drilling and milling.
- The students become make the gears using gear making machines and analyze the defects in the cast and machined components

CO	PO												PSO		
	1	2	3	4	5	6	7	8	9	10	11	12	1	2	3
1	3						1		2			1	1	2	2
2	3						1		2			1	1	2	2
3	3						1		2			1	1	2	2
Low (1) ; Medium (2) ; High (3)															

COURSE OBJECTIVES:

1. To recognize the standard symbols and to understand the functions of basic fluid power generation and actuation elements.
2. To realize the functions of fluid regulation and control elements and its typical uses in fluid power circuit and to acquire the practice on assembling the various types of pneumatic circuits.
3. To familiar and exercise the design procedure of various types of pneumatic and hydraulic fluid power circuits and to provide a training to create the various types of hydraulic circuits.
4. To learn about the fundamentals of Programmable Logic Controller.
5. To familiarize the Data Communication and Supervisory Control Systems.

UNIT – I FLUID POWER SYSTEM GENERATION AND ACTUATORS 9

Need For Automation, Classification of Drives - Hydraulic, Pneumatic and Electric –Comparison – ISO Symbols for their Elements, Selection Criteria. Generating Elements- Hydraulic Pumps and Motor Gears, Vane, Piston Pumps – Motors - Selection and Specification - Drive Characteristics – Utilizing Elements - Linear Actuator – Types, Mounting Details, Cushioning – Power Packs – Accumulators.

UNIT – II CONTROL AND REGULATING ELEMENTS 9

Control and Regulating Elements — Direction, Flow and Pressure Control Valves -Methods of Actuation, Types, Sizing of Ports. Spool Valves - Operating Characteristics -Electro Hydraulic Servo Valves - Types - Characteristics and Performance.

UNIT – III CIRCUIT DESIGN FOR HYDRAULIC AND PNEUMATICS 9

Typical Design Methods – Sequencing Circuits Design - Combinational Logic Circuit Design - Cascade Method – KV Mapping - Electrical Control of Pneumatic and Hydraulic Circuits - Use of Relays, Timers, Counters and PLC in pneumatics and hydraulics

UNIT – IV PROGRAMMABLE LOGIC CONTROLLER 9

Industrial Automation - Programmable Logic Controller - Functions of PLCs - Features of PLC - Selection of PLC - Architecture – IEC61131-3 programming standard and types - Basics of PLC Programming – Ladder Logic Diagrams – Communication in PLC – Programming Timers and Counters – Data Handling - PLC modules – Advanced motion controlled Multi Axis PLC

UNIT – V DATA COMMUNICATION AND SUPERVISORY CONTROL SYSTEMS 9

Industrial Data Communications — Modbus – HART – DeviceNet – Profibus – Fieldbus – RS232- RS485- Modbus/ Modbus TCP/IP - mechatrolink – CAN – EtherCAT - Introduction to Supervisory Control Systems – SCADA - Distributed Control System (DCS) – Safety Systems – human machine interfaces - Total Integrated Automation (TIA) – Industry 4.0.

TOTAL: 45 PERIODS**COURSE OUTCOMES**

Upon successful completion of the course, students should be able to:

CO 1: Recognize the various concepts of fluid power and PLC systems.

CO 2: Comprehend functions of fluid power and PLC systems.

CO 3: Explain the various standard fluid power circuits, functions, communication and IO details of PLC.

CO 4: Demonstrate the standard fluid power circuits and PLC based interfaces.

CO 5: Construct the fluid power circuits and PLC based automation system.

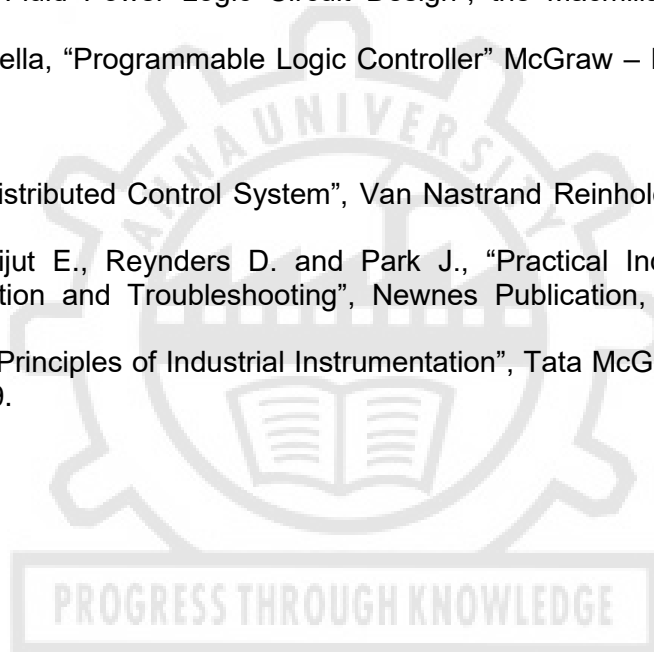
Mapping of COs with POs and PSOs															
COs/POs & PSOs	POs												PSOs		
	1	2	3	4	5	6	7	8	9	10	11	12	1	2	3
CO1	3	2	1	1	2							1	3	2	3
CO2	3	2	1	1	2							1	3	2	3
CO3	3	2	1	1	2							1	3	2	3
CO4	3	2	1	1	2							1	3	2	3
CO5	3	2	1	1	2							1	3	2	3
CO/PO & PSO Average	3	2	1	1	2							1	3	2	3
1 – Slight, 2 – Moderate, 3 – Substantial															

TEXT BOOKS:

1. Antony Esposito, "Fluid Power Systems and Control", Prentice-Hall, 2006.
2. Peter Rohner, "Fluid Power Logic Circuit Design", the Macmillan Press Ltd., London, 1979.
3. Frank D, Petruzella, "Programmable Logic Controller" McGraw – Hill Publications, Fourth Edition, 2016.

REFERENCES:

1. Lucas, M.P., "Distributed Control System", Van Nostrand Reinhold Company, New York, 1986.
2. Mackay S., Wrijut E., Reynders D. and Park J., "Practical Industrial Data Networks Design, Installation and Troubleshooting", Newnes Publication, Elsevier, First Edition, 2004.
3. Patranabis. D, "Principles of Industrial Instrumentation", Tata McGraw-Hill Publishing Ltd., New Delhi, 1999.



MR3561

INDUSTRIAL AUTOMATION LABORATORY

L T P C
0 0 4 2

COURSE OBJECTIVES

1. To familiar and exercise the design procedure of various types of pneumatic and hydraulic fluid power circuits.
2. To practice the fundamentals of Programmable Logic Controller.
3. To practice the Data Communication between PLC.

LIST OF EXPERIMENTS

FLUID POWER DRIVES

1. Experimental Verification of Speed Control Circuits in Pneumatic and Hydraulic Trainer.
 2. Experimental Verification of Single and Double Acting Cylinder Circuits Using Different Directional Control Values.
 3. Experimental Verification of Electro-Pneumatic Circuits.
 4. Experimental Verification of Pneumatic Sequencing Circuits.
 5. Experimental Verification of Logic, Metre-in and Metre-out Pneumatic Circuits.
 6. Experimental Verification of Electro Pneumatic Sequencing Circuits.
 7. Control of PLC Based Electro Pneumatic Sequencing Circuits.
 8. Control of PLC Based Electro Hydraulic Sequencing Circuits.
- Any 6 Experiments

INDUSTRIAL AUTOMATION

1. Design a Ladder Logic Program for various Logic Gates AND, OR, NOT, NOR, NAND, EX-OR and EX-NOR.
 2. Develop Ladder Diagram Programming to set Timer and Counter in PLC.
 3. Develop PLC Program to Control Traffic Light.
 4. Develop PLC Program to Maintain the Pressure and Level in a Bottle Filling System.
 5. Develop Ladder Diagram Program in PLC For Material Filling, Object Shorting, Orientation Check and Material Property Check.
 6. Develop the Ladder Diagram Program in PLC for Material Handling, Delaying Conveyor, Feeding, Pick and Place Operation.
 7. Sensor and Actuator Interfacing in PLC and PLC to PLC Communication.
- Any 6 Experiments

TOTAL: 60 PERIODS

COURSE OUTCOMES:

Upon the completion of this course, the students will be able to;

CO1: Design and simulate the fluid power circuits.

CO2: Test the simulated output by constructing the fluid power circuits using suitable actuators and valves.

CO3: Practice the PLC programming, Interfacing with IO and establish the communication between stations.

Mapping of COs with POs and PSOs															
COs/POs & PSOs	POs												PSOs		
	1	2	3	4	5	6	7	8	9	10	11	12	1	2	3
CO1	3	2	1	1	2	2						1	2	2	3
CO2	3	2	1	1	2	2						1	2	2	3
CO3	3	2	1	1	2	2						1	2	2	3
CO/PO & PSO Average	3	2	1	1	2	2						1	2	2	3

1 – Slight, 2 – Moderate, 3 – Substantial

COURSE OBJECTIVES

1. To supplement the principles learnt in kinematics and Dynamics of Machinery.
2. To understand how certain measuring devices are used for dynamic testing.
3. To learn about the various concept in gears and gear trains, mechanism, gyroscope

LIST OF EXPERIMENTS

1. a) Study of gear parameters.
b) Experimental study of velocity ratios of simple, compound, Epicyclic and differential gear trains.
2. a) Kinematics of Four Bar, Slider Crank, Crank Rocker, Double crank, Double rocker, Oscillating cylinder Mechanisms.
b) Kinematics of single and double universal joints.
3. a) Determination of Mass moment of inertia of Fly wheel and Axle system.
b) Determination of Mass Moment of Inertia of axisymmetric bodies using Turn Table apparatus.
c) Determination of Mass Moment of Inertia using bifilar suspension and compound pendulum.
4. Motorized gyroscope – Study of gyroscopic effect and couple.
5. Governor - Determination of range sensitivity, effort etc., for Watts, Porter, Proell, and Hartnell Governors.
6. Cams – Cam profile drawing, Motion curves and study of jump phenomenon
7. a) Single degree of freedom Spring Mass System – Determination of natural Frequency and verification of Laws of springs – Damping coefficient determination.
b) Multi degree freedom suspension system – Determination of influence coefficient.
8. a) Determination of torsional natural frequency of single and Double Rotor systems.- Undamped and Damped Natural frequencies.
b) Vibration Absorber – Tuned vibration absorber.
9. Vibration of Equivalent Spring mass system – undamped and damped vibration.
10. Whirling of shafts – Determination of critical speeds of shafts with concentrated loads.
11. a) Balancing of rotating masses.
b) Balancing of reciprocating masses.
12. a) Transverse vibration of Free-Free beam – with and without concentrated masses.
b) Forced Vibration of Cantilever beam – Mode shapes and natural frequencies.
13. Determination of transmissibility ratio using vibrating table.

TOTAL: 60 PERIODS

COURSE OUTCOMES:

Upon the completion of this course, the students will be able to;

CO 1: Demonstrate the principles of kinematics and dynamics of machinery

CO 2: Use the measuring devices for dynamic testing.

CO 3: Calculate the Natural frequency of vibrations, critical speed of shafts, transmissibility ratio, and Moment of Inertia.

Mapping of COs with POs and PSOs															
COs/POs & PSOs	POs												PSOs		
	1	2	3	4	5	6	7	8	9	10	11	12	1	2	3
CO1	3	2	1	1	2							1	2	1	3
CO2	3	2	1	1	2							1	2	1	3
CO3	3	2	1	1	2							1	2	1	3
CO/PO & PSO Average	3	2	1	1	2							1	2	1	3

1 – Slight, 2 – Moderate, 3 – Substantial

COURSE OBJECTIVES:

1. To learn about Mechatronics system design and simulation, ergonomics and safety
2. To understand theoretical and practical aspects of interfacing, real time data acquisition and control
3. Design of motion converter, Pneumatic and Hydraulic Controller and temperature control.
4. To learn the real time interfacing software and man machine interface
5. To know about the various applications in this system

UNIT – I INTRODUCTION TO DESIGN OF MECHATRONICS SYSTEM 9

Key elements – Mechatronics design process – design parameters – mechatronics and traditional design – Advanced approaches in mechatronics design – Introduction to industrial design, modelling, simulation and analysis – Ergonomics and safety.

UNIT – II BASIC SYSTEM MODELLING 9

Introduction – model categories – model development – Simulation using softwares – verification and validation – Mathematical modelling: Basic system modelling – mechanical electrical, fluid and thermal.

UNIT – III MECHATRONIC SYSTEM MODELLING 9

Engineering systems: Rotational – translational, electro-mechanical, pneumatic-mechanical, hydraulic-mechanical, micro electro mechanical system – Dynamic responses of system: first order, second order system – Performance measures

UNIT – IV REAL TIME INTERFACING 9

Introduction – Selection of interfacing standards- elements of data acquisition and control systems – Overview of I/O process – general purpose I/O cards and its installation – Data conversion process – Application software – Man machine interface

UNIT – V CASE STUDIES ON DESIGN OF MECHATRONICS SYSTEM 9

Motion control using DC Motor, AC Motor and Servomotor - Temperature control of hot/cold reservoir – Pick and place robot – Car parking barriers – Motion and temperature control of washing machine – Auto focus camera, exposure control

TOTAL: 45 PERIODS**COURSE OUTCOMES**

Upon successful completion of the course, students should be able to:

CO1: Recognize the basic concepts of Integration and familiar the elements of mechatronics

CO2: Develop the system models and familiar the Mechatronics design process

CO3: Apply Real-Time Mechatronics system integration.

CO4: Realize the data acquisition for Real Time application.

CO5: Analyze the various Mechatronics system

Mapping of COs with POs and PSOs															
COs/POs & PSOs	POs												PSOs		
	1	2	3	4	5	6	7	8	9	10	11	12	1	2	3
CO1	3	2	3		2	1						2	3	2	3
CO2	3	2	3		2	1						2	3	2	3
CO3	3	2	3		2	2						2	3	2	3
CO4	3	2	3		2	2						2	3	2	3
CO5	3	2	3		2	3						2	3	2	3

CO/PO & PSO Average	3	2	3		2	1.8						2	3	2	3
1 – Slight, 2 – Moderate, 3 – Substantial															

TEXT BOOKS:

- 1 Devdas Shetty, Richard A. Kolk, "Mechatronics System Design", 2nd Edition, Cengage Learning 2012.
- 2 Georg pelz, "Mechatronic Systems: Modeling and simulation" with HDL's, John wiley and sons Ltd, 2003.

REFERENCES

- 1 Bishop, Robert H, "Mechatronics Hand book", CRC Press, 2002.
- 2 Bradley, D.Dawson, N.C. Burd and A.J. Loader, "Mechatronics: Electronics in Products and Processes", CRC Press 1991, First Indian print 2010.
- 3 De Silva, "Mechatronics: A Foundation Course", Taylor & Francis, Indian Reprint, 2013.



COURSE OBJECTIVES:

1. To learn about basics of robots and their classifications
2. To understand the robot kinematics in various planar mechanisms
3. To learn about the concepts in robot dynamics
4. To understand the concepts in trajectory planning and programming
5. To know about the various applications of robots

UNIT – I BASICS OF ROBOTICS**8**

Introduction- Basic components of robot-Laws of robotics- classification of robot- robot architecture, work space-accuracy-resolution –repeatability of robot.

UNIT – II ROBOT KINMEATICS**11**

Robot kinematics: Introduction- Matrix representation- rigid motion & homogeneous transformation- D-H, forward & inverse kinematics of 2DOF and 3 DOF planar and spatial mechanisms

UNIT – III ROBOT DYNAMICS**9**

Introduction - Manipulator dynamics – Lagrange - Euler formulation- Newton - Euler formulation

UNIT – IV TRAJCTORY, PATH PLANNING AND PROGRAMMING**8**

Trajectory Planning- Joint space and Cartesian space technique, Introduction to robot control, Robot programming and Languages- Introduction to ROS

UNIT – V ROBOT AND ROBOT APPLICATIONS**9**

Sensors and Actuators for Robots, Power transmission systems, Rotary to rotary motion, Rotary to linear motion, Harmonics drives – gear system - belt drives. Robot end effectors & Grippers: Introduction- types & classification- Mechanical gripper- gripper force analysis- other types & special purpose grippers. Robot Applications: pick and place, manufacturing, automotive, medical, space and underwater.

TOTAL: 45 PERIODS**COURSE OUTCOMES**

Upon completion of this course, the students can able to

CO1: State the basic concepts and terminologies of robots

CO2: Know the Procedures for Forward and Inverse Kinematics, Dynamics for Various Robots

CO3: Derive the Forward and Inverse Kinematics, Dynamics for Various Robots

CO4: Apply the various programming techniques in industrial applications

CO5: Analyze the use of various types of robots in different applications

Mapping of COs with POs and PSOs																
COs/POs & PSOs	POs												PSOs			
	1	2	3	4	5	6	7	8	9	10	11	12	1	2	3	
CO1	3	2	3	1	2							1	2	1	3	
CO2	3	2	3	1	2							1	2	1	3	
CO3	3	2	3	1	2							1	2	1	3	
CO4	3	2	3	1	2							1	2	2	3	
CO5	3	2	3	1	3							1	2	2	3	
CO/PO & PSO Average	3	2	3	1	2.2							1	2	1.4	3	

1 – Slight, 2 – Moderate, 3 – Substantial

TEXT BOOKS:

1. John.J.Craig, " Introduction to Robotics: Mechanics & control", Pearson Publication, Fourth edition, 2018.
2. K.S.Fu, R.C.Gonzalez, C.S.G.Lee, "Robotics: Sensing, Vision & Intelligence", Tata McGraw-Hill Publication, First Edition, 1987.

REFERENCES:

1. M.P.Groover, M.Weiss ,R.N. Nagal, N.G.Odrey, "Industrial Robotics - Technology, programming and Applications" Tata , McGraw-Hill Education Pvt Limited 2ndEdition, 2012.
2. Jazar, "Theory of Applied Robotics: Kinematics, Dynamics and Control", Springer, 2ndEdition, 2010
3. S K Saha, Introduction to Robotics, Tata McGraw-Hill, ISBN: 9789332902800, Second Edition, 9789332902800
4. Sathya Ranjan Deb, "Robotics Technology & flexible Automation" Second edition, Tata McGraw-Hill Publication, 2009.



NCC Credit Course Level 3*		L T P C
NX3651	(ARMY WING) NCC Credit Course - III	3 0 0 3
PERSONALITY DEVELOPMENT		9
PD 3	Group Discussion: Team Work	2
PD 4	Career Counselling, SSB Procedure & Interview Skills	3
PD 5	Public Speaking	4
BORDER & COASTAL AREAS		4
BCA 2	Security Setup and Border/Coastal management in the area	2
BCA 3	Security Challenges & Role of cadets in Border management	2
ARMED FORCES		3
AF 2	Modes of Entry to Army, CAPF, Police	3
COMMUNICATION		3
C 1	Introduction to Communication & Latest Trends	3
INFANTRY		3
INF 1	Organisation of Infantry Battalion & its weapons	3
MILITARY HISTORY		23
MH 1	Biographies of Renowned Generals	4
MH 2	War Heroes - PVC Awardees	4
MH 3	Study of Battles - Indo Pak War 1965, 1971 & Kargil	9
MH 4	War Movies	6

TOTAL: 45 PERIODS

NCC Credit Course Level 3*		L T P C
NX3652	(NAVAL WING) NCC Credit Course - III	3 0 0 3
PERSONALITY DEVELOPMENT		9
PD 3	Group Discussion: Team Work	2
PD 4	Career Counselling, SSB Procedure & Interview Skills	3
PD 5	Public Speaking	4
BORDER & COASTAL AREAS		4
BCA 2	Security Setup and Border/Coastal management in the area	2
BCA 3	Security Challenges & Role of cadets in Border management	2
NAVAL ORIENTATION		6
NO 3	Modes of Entry - IN, ICG, Merchant Navy	3
AF 2	Naval Expeditions & Campaigns	3
NAVAL COMMUNICATION		2
NC 1	Introduction to Naval Communications	1
NC 2	Semaphore	1
NAVIGATION		2
N 1	Navigation of Ship - Basic Requirements	1
N 2	Chart Work	1
SEAMANSHIP		15
MH 1	Introduction to Anchor Work	2
MH 2	Rigging Capsule	6
MH 3	Boatwork - Parts of Boat	2
MH 4	Boat Pulling Instructions	2
MH 5	Whaler Sailing Instructions	3
FIRE FIGHTING FLOODING & DAMAGE CONTROL		4
FFDC 1	Fire Fighting	2
FFDC 2	Damage Control	2

SHIP MODELLING		3
SM	Ship Modelling Capsule	3

TOTAL : 45 PERIODS

NCC Credit Course Level 3*

NX3653	(AIR FORCE WING) NCC Credit Course Level - III	L T P C
		3 0 0 3

PERSONALITY DEVELOPMENT		9
PD 3	Group Discussion: Team Work	2
PD 4	Career Counselling, SSB Procedure & Interview Skills	3
PD 5	Public Speaking	4
BORDER & COASTAL AREAS		4
BCA 2	Security Setup and Border/Coastal management in the area	2
BCA 3	Security Challenges & Role of cadets in Border management	2
AIRMANSHIP		1
A 1	Airmanship	1
BASIC FLIGHT INSTRUMENTS		3
FI 1	Basic Flight Instruments	3
AERO MODELLING		3
AM 1	Aero Modelling Capsule	3
GENERAL SERVICE KNOWLEDGE		2
GSK 4	Latest Trends & Acquisitions	2
AIR CAMPAIGNS		6
AC 1	Air Campaigns	6
PRINCIPLES OF FLIGHT		6
PF 1	Principles of Flight	3
PF 2	Forces acting on Aircraft	3
NAVIGATION		5
NM 1	Navigation	2
NM 2	Introduction to Met and Atmosphere	3
AERO ENGINES		6
E 1	Introduction and types of Aero Engine	3
E 2	Aircraft Controls	3

TOTAL : 45 PERIODS

COURSE OBJECTIVE

1. To enlist the various elements required to design and integrate the mechatronic systems
2. To familiar the standard simulation procedure for algorithm and controller development and to practice simulate and verify interactions and functions of integrated systems and its elements for fine tuning the design and control for real time system development
3. To understand the simulation and modeling of various types of robots

LIST OF EXPERIMENTS

1. Modelling and Simulation of Vehicle and its Automotive Sub System.
2. Modelling and Simulation of 6 DOF Serial Manipulators.
 - a) Cartesian robot
 - b) Articulated robot
 - c) Delta robot
 - d) SCARA robot
3. Modelling and Simulation of Parallel Manipulator.
4. Modelling and Simulation of Aerial Vehicle.
 - a) Quad copter
 - b) Drone
5. Modelling and Simulation of Mobile Robot.

TOTAL: 60 PERIODS

COURSE OUTCOMES:

Upon the completion of this course, the students will be able to;

CO1: Follow the standard simulation procedure for algorithm and controller development

CO2: Design a model of robots and simulate that using software

CO3: Analyze the simulation and modeling of various types of robots

Mapping of COs with POs and PSOs															
COs/POs & PSOs	POs												PSOs		
	1	2	3	4	5	6	7	8	9	10	11	12	1	2	3
CO1	1	3	1	2	1	3						2	2	1	2
CO2	1	3	1	2	1	3						2	2	1	2
CO3	1	3	1	2	1	3						2	2	1	2
CO/PO & PSO Average	1	3	1	2	1	3						2	2	1	2

1 – Slight, 2 – Moderate, 3 – Substantial

COURSE OBJECTIVE

- To given opportunity to the student to get hands on training the fabrication of one or more components of a complete working model, which is designed by them.

GUIDELINE FOR REVIEW AND EVALUATION

The students may be grouped into 2 to 4 and work under a project supervisor. The device/system/component(s) to be fabricated may be decided in consultation with the supervisor and if possible with an industry. A project report to be submitted by the group and the fabricated model, which will be reviewed and evaluated for internal assessment by a Committee constituted by the Head of the Department. At the end of the semester examination the project work is evaluated based on oral presentation and the project report jointly by external and internal examiners constituted by the Head of the Department.

TOTAL: 60 PERIODS**COURSE OUTCOMES:**

Upon the completion of this course, the students will be able to;

CO1: Design and Fabricate the machine element or the mechanical product.

CO2: Demonstrate the working model of the machine element or the mechanical product.

CO3: Analyze the performance working model.

Mapping of COs with POs and PSOs															
COs/POs & PSOs	POs												PSOs		
	1	2	3	4	5	6	7	8	9	10	11	12	1	2	3
CO1	3	2	1	1		1						1	2	3	1
CO2	3	2	1	1		1						1	2	3	1
CO3	3	2	1	1		1						1	2	3	1
CO/PO& PSO Average	3	2	1	1		1						1	2	3	1
1 – Slight, 2 – Moderate, 3 – Substantial															

COURSE OBJECTIVES:

1. To introduce the various concepts in machine vision
2. To understand the concepts in image acquisition
3. To learn about a various basics in image processing
4. To knowledge about the feature extraction and vision techniques
5. To understand the various applications in machine vision

UNIT – I INTRODUCTION**9**

Human vision – Machine vision and Computer vision – Benefits of machine vision – Block diagram and function of machine vision system implementation of industrial machine vision system – Physics of Light – Interactions of light – Refraction at a spherical surface – Thin Lens Equation

UNIT – II IMAGE ACQUISITION**9**

Scene constraints – Lighting parameters – Lighting sources, Selection – Lighting Techniques – Types and Selection – Machine Vision Lenses and Optical Filters, Specifications and Selection – Imaging Sensors – CCD and CMOS, Specifications – Interface Architectures – Analog and Digital Cameras – Digital Camera Interfaces – Camera Computer Interfaces, Specifications and Selection – Geometrical Image formation models – Camera Calibration

UNIT – III IMAGE PROCESSING**9**

Machine Vision Software – Fundamentals of Digital Image – Image Acquisition Modes – Image Processing in Spatial and Frequency Domain – Point Operation, Thresholding, Grayscale Stretching – Neighborhood Operations, Image Smoothing and Sharpening – Edge Detection – Binary Morphology – Colour image processing.

UNIT – IV FEATURE EXTRACTION**9**

Feature extraction – Region Features, Shape and Size features – Texture Analysis – Template Matching and Classification – 3D Machine Vision Techniques – Decision Making.

UNIT – V MACHINE VISION APPLICATIONS**9**

Machine vision applications in manufacturing, electronics, printing, pharmaceutical, textile, applications in non-visible spectrum, metrology and gauging, OCR and OCV, vision guided robotics – Field and Service Applications – Agricultural, and Bio medical field, augmented reality, surveillance, bio-metrics.

TOTAL: 45 PERIODS**COURSE OUTCOMES**

Upon successful completion of the course, students should be able to:

CO 1: Know the various types of sensors, lightings, hardware and concept of machine vision

CO 2: Acquire the image by the appropriate use of sensors, lightings and hardware

CO 3: Apply the various techniques of image processing in real time applications

CO 4: Select the suitable sensors, lightings and hardware for machine vision system

CO 5: Apply the machine vision techniques in machine vision system

Mapping of COs with POs and PSOs															
COs/POs & PSOs	POs												PSOs		
	1	2	3	4	5	6	7	8	9	10	11	12	1	2	3
CO1	3	2		3		2						2	3	2	3
CO2	3	2		3		2						2	3	2	3
CO3	3	2		3		2						2	3	2	3
CO4	3	2		3		2						2	3	2	3
CO5	3	2		3		2						2	3	2	3
CO/PO & PSO Average	3	2		3		2						2	3	2	3

1 – Slight, 2 – Moderate, 3 – Substantial

TEXT BOOKS

1. Eugene Hecht, A. R. Ganesan "Optics", Fourth Edition, 2008
2. Alexander Hornberg, "Handbook of Machine Vision", First Edition, 2006

REFERENCES

1. Emanuele Trucco, Alessandro Verri, "Introductory Techniques For 3D Computer Vision", First Edition, 1998
2. Rafael C. Gonzales, Richard. E. Woods, "Digital Image Processing Publishers", Fourth Edition, 1992

GE3791

HUMAN VALUES AND ETHICS

L T P C
2 0 0 2

COURSE DESCRIPTION

This course aims to provide a broad understanding about the modern values and ethical principles that have evolved and are enshrined in the Constitution of India with regard to the democratic, secular and scientific aspects. The course is designed for undergraduate students so that they could study, understand and apply these values in their day to day life.

COURSE OBJECTIVES:

- To create awareness about values and ethics enshrined in the Constitution of India
- To sensitize students about the democratic values to be upheld in the modern society.
- To inculcate respect for all people irrespective of their religion or other affiliations.
- To instill the scientific temper in the students' minds and develop their critical thinking.
- To promote sense of responsibility and understanding of the duties of citizen.

UNIT I DEMOCRATIC VALUES

6

Understanding Democratic values: Equality, Liberty, Fraternity, Freedom, Justice, Pluralism, Tolerance, Respect for All, Freedom of Expression, Citizen Participation in Governance – World Democracies: French Revolution, American Independence, Indian Freedom Movement.

Reading Text: Excerpts from John Stuart Mills' *On Liberty*

UNIT II SECULAR VALUES

6

Understanding Secular values – Interpretation of secularism in Indian context - Disassociation of state from religion – Acceptance of all faiths – Encouraging non-discriminatory practices.

Reading Text: Excerpt from *Secularism in India: Concept and Practice* by Ram Puniyani

UNIT III SCIENTIFIC VALUES

6

Scientific thinking and method: Inductive and Deductive thinking, Proposing and testing Hypothesis, Validating facts using evidence based approach – Skepticism and Empiricism – Rationalism and Scientific Temper.

Reading Text: Excerpt from *The Scientific Temper* by Antony Michaelis R

UNIT IV SOCIAL ETHICS

6

Application of ethical reasoning to social problems – Gender bias and issues – Gender violence – Social discrimination – Constitutional protection and policies – Inclusive practices.

Reading Text: Excerpt from *21 Lessons for the 21st Century* by Yuval Noah Harari

UNIT V SCIENTIFIC ETHICS

6

Transparency and Fairness in scientific pursuits – Scientific inventions for the betterment of society -

Unfair application of scientific inventions – Role and Responsibility of Scientist in the modern society.

Reading Text: Excerpt from *American Prometheus: The Triumph and Tragedy of J.Robert Oppenheimer* by Kai Bird and Martin J. Sherwin.

TOTAL: 30 PERIODS


COURSE OUTCOMES

Students will be able to

- CO1 : Identify the importance of democratic, secular and scientific values in harmonious functioning of social life
- CO2 : Practice democratic and scientific values in both their personal and professional life.
- CO3 : Find rational solutions to social problems.
- CO4 : Behave in an ethical manner in society
- CO5 : Practice critical thinking and the pursuit of truth.

REFERENCES:

1. The Nonreligious: Understanding Secular People and Societies, Luke W. Galen Oxford University Press, 2016.
2. Secularism: A Dictionary of Atheism, Bullivant, Stephen; Lee, Lois, Oxford University Press, 2016.
3. The Oxford Handbook of Secularism, John R. Shook, Oxford University Press, 2017.
4. The Civic Culture: Political Attitudes and Democracy in Five Nations by Gabriel A. Almond and Sidney Verba, Princeton University Press,
5. Research Methodology for Natural Sciences by Soumitro Banerjee, IISc Press, January 2022



MR3711	ROBOTICS AND MACHINE VISION LABORATORY	L	T	P	C
		0	0	4	2

COURSE OBJECTIVES

1. To introduce different types of robotics and demonstrate them to identify different parts and components.
2. To write programming for simple operations.
3. To gather the practical exposure on machine vision elements, lighting technique, processing softwares and algorithms.

LIST OF EXPERIMENTS

ROBOTICS LABORATORY

1. Determination of maximum and minimum position of links.
 2. Verification of transformation (Position and orientation) with respect to gripper and world coordinate system
 3. Estimation of accuracy, repeatability and resolution.
 4. Robot programming and simulation for pick and place
 5. Robot programming and simulation for Colour identification
 6. Robot programming and simulation for Shape identification
 7. Robot programming and simulation for machining (cutting, welding)
 8. Robot programming and simulation for writing practice
 9. Robot programming and simulation for any industrial process (Packaging, Assembly)
 10. Robot programming and simulation for multi process.
- (Any 6 experiments)

TOTAL: 30 PERIODS

MACHINE VISION LABORATORY

1. Study on different kinds of vision sensors.
 2. Study on lighting techniques for machine vision
 3. Study on Design of Machine Vision System.
 4. Experimentation on image acquisition towards the computation platform.
 5. Pre-processing techniques in image processing
 6. Edge detection and region of interest extraction.
 7. Experimentation with image processing algorithm for feature extraction.
 8. Experimentation with pattern recognition.
 9. Vision based pallet inspection.
 10. Vision based Gear parameter measurement.
 11. Vision based classification of objects.
- (Any 6 experiments)

TOTAL: 30 PERIODS
TOTAL: 60 PERIODS

COURSE OUTCOMES:

Upon the completion of this course, the students will be able to;
CO1: Demonstrate the programming of robot in various industrial tasks.
CO2: Create a machine vision setup for various industrial tasks.
CO3: Write the programs for robot and machine vision applications.

Mapping of COs with POs and PSOs															
COs/POs & PSOs	POs												PSOs		
	1	2	3	4	5	6	7	8	9	10	11	12	1	2	3
CO1	1	2	3	1	2	2						1	2	2	3
CO2	1	2	3	1	2	2						1	2	2	3
CO3	1	2	3	1	2	2						1	2	2	3
CO/PO & PSO Average	1	2	3	1	2	2						1	2	2	3

1 – Slight, 2 – Moderate, 3 – Substantial

CRA331

**ROBOTS AND SYSTEMS IN SMART
MANUFACTURING**

**L T P C
3 0 0 3**

COURSE OBJECTIVES:

1. To get a knowledge of working on Industrial robots and their load handling capacity
2. To enlist with an application of robots in various operation
3. To familiar with a material handling system
4. To impart the knowledge on robotic welding
5. To obtain the knowledge on various type of robot welding operation

UNIT – I INTRODUCTION 7

Types of industrial robots - Load handling capacity - general considerations in Robotic material handling-material transfer - machine loading and unloading - CNC machine tool loading - Robot centered cell

UNIT – II SELECTION OF ROBOTS AND OTHER APPLICATIONS 9

Factors influencing the choice of a robot - robot performance testing - economics of robotisation - Impact of robot on industry and society. Application of Robots in continuous arc welding - Spot welding - Spray painting -assembly operation - cleaning - robot for underwater applications.

UNIT – III MATERIAL HANDLING 13

concepts of material handling - principles and considerations in material handling systems design - conventional material handling systems - industrial trucks - monorails - rail guided vehicles - conveyor systems -cranes and hoists - advanced material handling systems - automated guided vehicle systems - automated storage and retrieval systems(ASRS) - bar code technology - radio frequency identification technology -Introduction to Automation Plant design software.

UNIT – IV ROBOTIC WELDING 8

Robotic welding system, Programmable and flexible control facility –Introduction-Types- Flex Pendant-Lead through programming, Operating mode of robot, Jogging-Types, programming for robotic welding, Welding simulation, Welding sequences, Profile welding

UNIT – V APPLICATIONS OF ROBOTS IN WELDING AND ALLIED PROCESSES 8

Application of robot in manufacturing: Exploration of practical application of robots in welding: Robots for car body’s welding, robots for box fabrication, robots for microelectronic welding and soldering – Applications in nuclear, aerospace and ship building, case studies for simple and complex applications

TOTAL: 45 PERIODS

COURSE OUTCOMES:

The Student must be able to

- CO 1: Recognize various concepts of Industrial Robot.
- CO 2: Select the appropriate manufacturing procedure for Robots
- CO 3: Apply various manufacturing process in Robot manufacturing.
- CO 4: Learn about the Welding operation and also related to Programming
- CO 5: Produce a manufacturing plan for developing a robot

Mapping of COs with POs and PSOs															
COs/POs&PS Os	POs												PSOs		
	1	2	3	4	5	6	7	8	9	10	11	12	1	2	3
CO1	3	2	2	3								2	3	2	3
CO2	3	2	2	3								2	3	2	3
CO3	3	2	2	3								2	3	2	3
CO4	3	2	2	3								2	3	2	3


CO5	3	2	2	3								2	3	2	3
CO/PO & PSO Average	3	2	2	3								2	3	2	3
1 – Slight, 2 – Moderate, 3 – Substantial															

TEXTBOOKS:

1. Richard D Klafter, Thomas Achmielewski, MickaelNegin , "Robotic Engineering – An integrated Approach", Prentice Hall India, New Delhi, 2006.
2. Mikell P Groover , "Automation, Production Systems, and Computer-Integrated Manufacturing", Pearson Education, New York, 2019.
3. Pires J N, Loureiro A, Bolmsjo G, "Welding Robots: Technology, System Issues and Application", Springer, London, 2010.

REFERENCES:

1. Parmar R S , "Welding Processes and Technology", Khanna Publishers, New Delhi, 2nd Edition, 2013.
2. John A. piotrowski, William T. Randolph , "Robotic welding: A Guide to Selection and Application, Welding Division, Robotics International of SME", Publications Development Dept., Marketing Division, 1987.
3. Mikell P Groover, Mitchel Weiss, Roger N Nagel, N.G.Odrey, AshishDutta , "Industrial Robotics (SIE): Technology, Programming and Applications", 2nd Edition, McGraw Hill Education India Pvt Ltd, 2012.
4. YoramKoren , "Robotics for Engineers", McGraw-Hill, 1987.



COURSE OBJECTIVES:

1. To understand the basics of drone concepts
2. To learn and understand the fundamentals of design, fabrication and programming of drone
3. To impart the knowledge of an flying and operation of drone
4. To know about the various applications of drone
5. To understand the safety risks and guidelines of fly safely

UNIT – I INTRODUCTION TO DRONE TECHNOLOGY 9

Drone Concept - Vocabulary Terminology- History of drone - Types of current generation of drones based on their method of propulsion- Drone technology impact on the businesses- Drone business through entrepreneurship- Opportunities/applications for entrepreneurship and employability

UNIT – II DRONE DESIGN, FABRICATION AND PROGRAMMING 9

Classifications of the UAV -Overview of the main drone parts- Technical characteristics of the parts -Function of the component parts -Assembling a drone- The energy sources- Level of autonomy- Drones configurations -The methods of programming drone- Download program - Install program on computer- Running Programs- Multi **rotor** stabilization- Flight modes -Wi-Fi connection.

UNIT – III DRONE FLYING AND OPERATION 9

Concept of operation for drone -Flight modes- Operate a small drone in a controlled environment- Drone controls Flight operations –management tool –Sensors-Onboard storage capacity -Removable storage devices- Linked mobile devices and applications

UNIT – IV DRONE COMMERCIAL APPLICATIONS 9

Choosing a drone based on the application -Drones in the insurance sector- Drones in delivering mail, parcels and other cargo- Drones in agriculture- Drones in inspection of transmission lines and power distribution -Drones in filming and panoramic picturing

UNIT – V FUTURE DRONES AND SAFETY 9

The safety risks- Guidelines to fly safely -Specific aviation regulation and standardization- Drone license- Miniaturization of drones- Increasing autonomy of drones -The use of drones in swarms

TOTAL: 45 PERIODS**COURSE OUTCOMES**

Upon successful completion of the course, students should be able to:

CO1: Know about a various type of drone technology, drone fabrication and programming.

CO2: Execute the suitable operating procedures for functioning a drone

CO3: Select appropriate sensors and actuators for Drones

CO4: Develop a drone mechanism for specific applications

CO4: Create the programs for various drones

CO-PO MAPPING:

Mapping of COs with POs and PSOs															
COs/Pos&PS Os	POs												PSOs		
	1	2	3	4	5	6	7	8	9	10	11	12	1	2	3
CO1	1	2	3	1	3	2						1	2	1	3
CO2	1	2	3	1	3	2						1	2	1	3
CO3	1	2	3	1	3	2						1	2	1	3
CO4	1	2	3	1	3	2						1	2	1	3
CO5	1	2	3	1	3	2						1	2	1	3
CO/PO & PSO Average	1	2	3	1	3	2						1	2	1	3
1 – Slight, 2 – Moderate, 3 – Substantial															

TEXT BOOKS

1. Daniel Tal and John Altschuld, "Drone Technology in Architecture, Engineering and Construction: A Strategic Guide to Unmanned Aerial Vehicle Operation and Implementation", 2021 John Wiley & Sons, Inc.
2. Terry Kilby and Belinda Kilby, "Make: Getting Started with Drones ", Maker Media, Inc, 2016

REFERENCES

1. John Baichtal, "Building Your Own Drones: A Beginners' Guide to Drones, UAVs, and ROVs", Que Publishing, 2016
2. Završnik, "Drones and Unmanned Aerial Systems: Legal and Social Implications for Security and Surveillance", Springer, 2018.



COURSE OBJECTIVES:

1. To expose students to the fundamental aspects of the emerging field of micro robotics.
2. To expose students to micro scale, technologies for fabricating small devices, bio-inspired design, and applications of the field.
3. To expose students to various Mathematical formalism for flexures, Electrostatic actuators, Piezo-electric actuators, Magneto-strictive actuator and other sensors.
4. To apply micro robotics to various applications
5. To engage students in implementation of microrobotics

UNIT – I INTRODUCTION TO MICROROBOTICS 9

Introduction to Micro robotics -MST (Micro System Technology) - Micromachining - Working principles of Microsystems Applications of Microsystems - Micro-fabrication principles-Design selection criteria for micromachining - Packaging and Integration aspects - Micro-assembly platforms and manipulators

UNIT – II SCALING LAWS AND MATERIALS FOR MEMS 9

Introduction - Scaling laws - Scaling effect on physical properties scaling effects on Electrical properties - scaling effect on physical forces - Physics of Adhesion - Silicon - compatible material system - Shape memory alloys - Material properties - Piezoresistivity, Piezoelectricity and Thermoelectricity

UNIT – III FLEXURES, ACTUATORS AND SENSORS 9

Elemental flexures - Flexure systems - Mathematical formalism for flexures - Electrostatic actuators - Piezo-electric actuators - Magneto-strictive actuators - Electromagnetic sensors - Optical-based displacement sensors - Motion tracking with microscopes

UNIT – IV MICROROBOTICS 9

Introduction - Task specific definition of micro-robots - Size and Fabrication Technology based definition of micro- robots - Mobility and Functional-based definition of micro-robots - Applications for MEMS based micro-robots.

UNIT – V IMPLEMENTATION OF MICROROBOTS 9

Arrayed actuator principles for micro-robotic applications - Micro-robotic actuators- Design o locomotive micro-robot devices based on arrayed actuators - Micro-robotics devices - Micro-grippers and other micro-tools - Micro-conveyors - Walking MEMS Micro-robots - Multi-robo system: Micro-robot powering, Micro-robot communication.

TOTAL: 45 PERIODS**COURSE OUTCOMES****The Student will be able to**

CO1: Explain and apply the concepts of mass, energy, and momentum balance in microrobotics.

CO2: Apply adapt, and synthesize learned engineering skills to create microrobot.

CO3: Model microrobots for different robotics applications

CO4: Formulate the specifications and design of mechatronic systems.

CO5: Program the Microrobot for different robotics applications

CO PO MAPPING:

Mapping of COs with POs and PSOs															
COs/POs&P SOs	POs												PSOs		
	1	2	3	4	5	6	7	8	9	10	11	12	1	2	3
CO1	3	2	1	1	2							1	2	2	3
CO2	3	2	1	1	2							1	2	2	3
CO3	3	2	1	1	2							1	2	2	3
CO4	3	2	1	1	2							1	2	2	3

CO5	3	2	1	1	2							1	2	2	3
CO/PO & PSO Average	3	2	1	1	2							1	2	2	3
1 – Slight, 2 – Moderate, 3 – Substantial															

TEXT BOOKS:

1. Mohamed Gad-el-Hak , "The MEMS Handbook", 2nd Edition, CRC Press, New York, 2019.
2. Yves Bellouard, "Microrobotics Methods and Applications", CRC Press, Massachusetts, 2019.

REFERENCES:

1. NadimMaluf and KirtWilliams, "An Introduction to Microelectromechanical systems Engineering", 2nd edition, Artech House, 2004.
2. Julian W Gardner, "Microsensors: Principles and Applications", 2nd edition, Wiley, 2007.
3. MetinSitti, "Mobile Microrobotics", MIT Press, 2017.
4. Nicolas Chaillet, Stephane Rangier,"Microrobotics for Micromanipulation", John Wiley & Sons, 2013.



CRA334	AGRICULTURAL ROBOTICS AND AUTOMATION	L	T	P	C
		3	0	0	3

COURSE OBJECTIVES:

1. To learn about Farming related Machines.
2. To understand the global position and information system in machines.
3. To know about traction and testing
4. To familiarize the concept on weed management
5. To learn about machinery selection.

UNIT – I INTRODUCTION 9
 History of Mechanized Agriculture - Farming Operations and Related Machines - Tillage, Planting Cultivation, and Harvesting, Agricultural Automation - Agricultural Vehicle Robot.

UNIT – II PRECISION AGRICULTURE 9
 Sensors – types and agricultural applications, Global Positioning System (GPS) - GPS for civilian use, Differential GPS, Carrier-phase GPS, Real-time kinematic GPS, Military GPS, Geographic Information System, Variable Rate Applications and Controller Area Networks

UNIT – III TRACTION AND TESTING 9
 Hitching- Principles of hitching, Types of hitches, Hitching and weight transfer, Control of hitches, Tires and Traction models, Traction predictor spread sheet, Soil Compaction, Traction Aids, Tractor Testing.

UNIT – IV SOIL TILLAGE AND WEED MANAGEMENT 9
 Tillage Methods and Equipment, Mechanics of Tillage Tools, Performance of Tillage Implements, Hitching of Tillage Implements, Weed Management - Conventional Cropping Systems, Tools, Crop Rotation, Mechanical Cultivation

UNIT – V MACHINERY SELECTION 9
 Screw Conveyors, Pneumatic Conveyors, Bucket Elevators, Forage Blowers and Miscellaneous Conveyors, Machinery Selection - Field Capacity and Efficiency, Draft and Power Requirements, Machinery Costs.

TOTAL: 45 PERIODS

COURSE OUTCOMES

The Student will be able to

- CO 1: Recognize the areas in agricultural process where robotics can be applied.
 CO 2: Integrate sensor and system for a required specific process in agricultural applications.
 CO 3: Apply Mechanics to the design various robot parameters
 CO 4: Convert various mechanisms into robot by providing actuation at specific links and joints of the mechanism.
 CO 5: Develop suitable robotic system for specific agricultural tasks.

Mapping of COs with POs and PSOs															
COs/POs& PSOs	POs											PSOs			
	1	2	3	4	5	6	7	8	9	10	11	12	1	2	3
CO1	1	2	3		2	1						2			3
CO2	1	2	3		3	1						2			3
CO3	1	2	3		2	1						2			3
CO4	1	2	3		2	3						2			3
CO5	1	2	3		2	1						2			3
CO/PO & PSO Average	1	2	3		2.2	1.4						2			3

1 – Slight, 2 – Moderate, 3 – Substantial

TEXT BOOKS:

1. Ajit K. Srivastava, Carroll E. Goering, Roger P. Rohrbach, Dennis R. Buckmaster, "Engineering Principles of Agricultural Machines", ASABE Publication, 2012.
2. Myer Kutz , "Handbook of Farm, Dairy and Food Machinery Engineering", Academic Press, 2019.

REFERNCE BOOKS:

1. Qin Zhang, Francis J. Pierce, "Agricultural Automation Fundamentals and Practices", CRC Press, 2016.
2. Stephen L Young, Francis J. Pierce, "Automation: The Future of Weed Control in Cropping Systems", Springer, Dordrecht Heidelberg New York London, 2014.
3. R.A. Kepner, Roy Bainer, E.L. Barger, "Principles of Farm Machinery", 3rd Edition, CBS Publishers, New Delhi, 2005.
4. Guangnan Chen, "Advances in Agricultural Machinery and Technologies", 1st Edition, CRC Press, 2021.



COURSE OBJECTIVES:

1. To know the fundamentals of Collaborative Robotics
2. To introduce Swarm robot and trajectory planning for Swarm
3. To introduce Modular Robotics and its Mechanics
4. To learn about various Natural models of robot collaboration
5. To introduce the concept of Reconfigurable robot

UNIT – I INTRODUCTION TO COBOTICS 9

Collaborative Robotics- Properties - Introduction to Modern Mobile Robots: Swarm Robots, Cooperative and Collaborative Robots, Mobile Robot Manipulators-Current Challenges.

UNIT – II SWARM ROBOTICS 9

Introduction, mapping, kinematics and trajectory error compensation, state transitions, collective decision making and methodologies, swarm robot scenarios-aggregation, clustering dispersion, pattern formation, sorting, flocking and collective motion, shepherding, heterogeneous swarms, Error Detection and Security.

UNIT – III MODULAR ROBOTICS 9

Module Designs - Modular Robot Representation -Modular Serial Robot Kinematics - Kinematic Calibration for Modular Serial Robots- Modular Serial Robot Dynamics - Modular Parallel Robot Kinematics

UNIT – IV NATURALLY INSPIRED COLLABORATION 9

Collective Decision-Making. Group Decision Making in Animals, Collective Motion as Decision Process, Models for Collective Decision-Making Processes, Urn Models, Voter Model ,Majority Rule , Hegselmann and Krause , Kuramoto Model , Axelrod Model, Ising Model, Fiber Bundle Model, Sznajd Model, Bass Diffusion Model, Sociophysics and Contrarians.

UNIT – V RECONFIGURABLE ROBOTS 9

V-Shaped Formation Control for Robotic Swarms Constrained by Field of View – formation of reconfigurable virtual linkage - Reconfigurable Formation Control of Multi-Agents - Self-Assembly Modular Robot Platform Based on Sambot - Swarm Dynamics Emerging from Asymmetry.

TOTAL: 45 PERIODS**COURSE OUTCOMES**

Upon successful completion of the course, students should be able to:

CO1: Recognize the fundamentals of Collaborative Robotics

CO2: Apply Swarm robots technology in real time applications

CO3: Analyze and select the suitable concept of Modular Robotics and its Mechanics for modelling a collaborative robot

CO4: Create various Natural models for robot collaboration

CO5: Develop collaborative robots for various requirement in industrial tasks.

Mapping of COs with POs and PSOs															
COs/POs& PSOs	POs												PSOs		
	1	2	3	4	5	6	7	8	9	10	11	12	1	2	3
CO1	1	2	1	1							2	2	1	1	1
CO2	1	2	1	1							2	2	1	1	1
CO3	1	2	1	1							2	2	1	1	1
CO4	1	2	1	1							2	2	1	1	2
CO5	1	2	1	1							2	2	1	1	1
CO/PO & PSO Average	1	2	1	1							2	2	1	1	1.2

1 – Slight, 2 – Moderate, 3 – Substantial

TEXT BOOKS

1. Guilin Yang, I-Ming Chen, “Modular Robots: Theory and Practice”, Springer, 2022.
2. Giandomenico Spezzano, “Swarm Robotics”, Applied Sciences, MDPI, 2019.

REFERENCE

1. Heiko Hamann, “Collective Decision-Making in Swarm Robotics: A Formal Approach”, Springer, 2019.



CRA336

ROBOT OPERATING SYSTEMS

L	T	P	C
3	0	0	3

COURSE OBJECTIVES:

1. To introduce ROS and programming
2. To develop the Robot environment
3. To obtain the simulation robots in ROS with GAZEBO
4. To simulate robots with V-Rep
5. To understand mapping, navigation and motion planning ROS with Move-it

UNIT – I ROS ESSENTIALS

9

Introduction to ROS- Advantages and Disadvantages of ROS - ROS Framework- ROS package C++, Python – ROS computation Graph – nodes, Messages, topics, services, bags, ROS Master- ROS Community- Basic programming and Syntax overview in C++ and Python – start with ROS programming - Creating Environment - Services-Actions and Nodes- Simple Interaction with the Simulation environment

UNIT – II BUILD YOUR OWN ROBOT ENVIRONMENT

9

CAD Tools for Robot Modelling – ROS Packages for robot modelling – Unified Robot Description Format and Tags- Kinematics and Dynamics Library – Create URDF Model - Robot Modelling using Unified Robot Description Format (URDF),-ROS parameter server and adding real-world object representations to the simulation environment _ Create Robot description using 7 DOF: joint number, name, type and angle limits – Xacro – Rviz – viewing of 7 DOF arm – creation of wheeled robot

UNIT – III SIMULATION ROBOTS IN ROS WITH GAZEBO

9

Robot simulation - Gazebo –create simulation model at Gazebo- Adding colors, textures, transmission tags, 3D vision sensor to Gazebo- Moving robot joints using ROS controllers- ROS controller interacts with Gazebo, interfacing state controller, simulation of moving the robot joints – simulation of differential wheeled robot in Gazebo.

UNIT – IV ROS WITH VREP

9

V-REP is a multi-platform robotic simulator - Simulating the robotic arm using V-REP - Adding the ROS interface to V-REP joint - Simulating a differential wheeled robot, Adding a laser sensor , 3D vision sensor

UNIT – V MAPPING, NAVIGATION AND MOTION PLANNING ROS WITH MOVEIT

9

Move it Instation - Generating the Self-Collision matrix .virtual joints, planning groups, robot poses, robot end effector - Moveit Architecture Diagram - Trajectory from RViz GUI executing in Gazebo - Planning scene overview diagram- Collision Checking - Motion Planning, Pick and Place Behaviors using Industrial Robots with ROS Moveit – ROS with MATLAB - ROS with Industrial

TOTAL: 45 PERIODS

COURSE OUTCOMES

Upon successful completion of the course, students should be able to:

- CO1: Recognize the concept of ROS and programming.
- CO2: Evaluate various robot algorithms in ROS programming
- CO3: Deploy mapping, navigation and motion planning ROS with Move-it.
- CO4: Simulate robots in ROS with GAZEBO and V-REP
- CO5: Program a Robot using ROS and its tool boxes

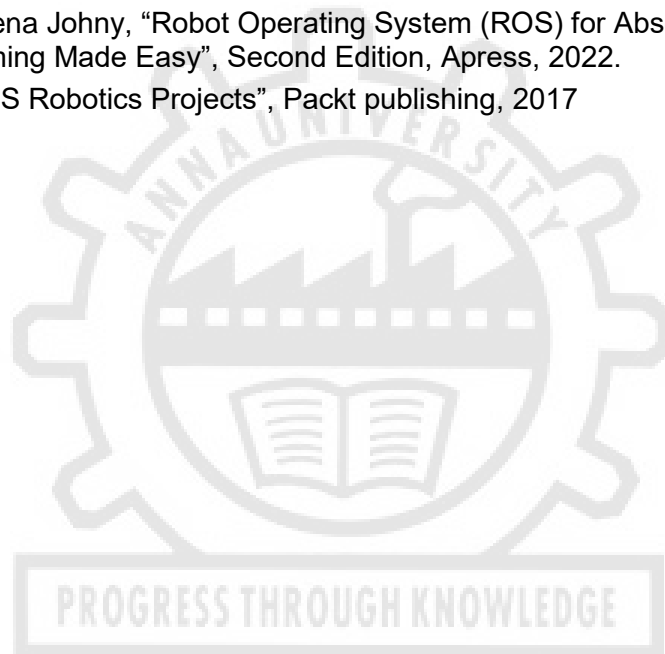
Mapping of COs with POs and PSOs															
COs/Pos&PSOs	POs												PSOs		
	1	2	3	4	5	6	7	8	9	10	11	12	1	2	3
CO1	2	1	1	2							1	1	2	1	2
CO2	2	1	1	2							1	1	2	1	2
CO3	2	1	1	2							1	1	2	1	2
CO4	2	1	1	2							1	1	2	1	2
CO5	2	1	1	2							1	1	2	1	2
CO/PO & PSO Average	2	1	1	2							1	1	2	1	2
1 – Slight, 2 – Moderate, 3 – Substantial															

TEXT BOOK

1. Lentin Joseph, Jonathan Cacace, “Mastering ROS for Robotics Programming”, Second Edition, Packt Publishing, 2018.

REFERENCES

1. Lentin Joseph, Aleena Johny, “Robot Operating System (ROS) for Absolute Beginners Robotics Programming Made Easy”, Second Edition, Apress, 2022.
2. Lentin Joseph, “ROS Robotics Projects”, Packt publishing, 2017



CRA337

MEDICAL ROBOTICS

L T P C
3 0 0 3

COURSE OBJECTIVES:

1. Identify and describe different types of medical robots and their potential applications.
2. Know basic concepts in kinematics, Dynamics, and control relevant to Medical Robotics.
3. Develop the Analytical and Experimental skills necessary to Design and Implement robotic assistance for both minimally invasive surgery and Image guided interventions.
4. Be familiar with the state of the art in applied medical robotics and medical robotics research.
5. Understand the various roles that robotics can play in healthcare.

UNIT – I INTRODUCTION 9

Types of medical robots - Navigation - Motion Replication - Imaging - Rehabilitation and Prosthetics – Stateof art of robotics in the field of healthcare-DICOM

UNIT – II LOCALIZATION AND TRACKING 9

Position sensors requirements - Tracking - Mechanical linkages - Optical – Sound based - Electromagnetic - Impedance-based - In-bore MRI tracking-Video matching - Fiber optic tracking systems - Hybrid systems.

UNIT – III DESIGN OF MEDICAL ROBOTS 9

Characterization of gestures to the design of robots - Design methodologies - Technological choices - Security.

UNIT – IV SURGICAL ROBOTICS 9

Minimally invasive surgery and robotic integration - surgical robotic sub systems - synergistic control - Control Modes - Radiosurgery - Orthopedic Surgery - Urologic Surgery and Robotic Imaging -Cardiac Surgery – Neurosurgery - case studies

UNIT – V ROBOTS IN REHABILITATION AND MEDICAL CARE 9

Rehabilitation for Limbs - Brain-Machine Interfaces - Steerable Needles - Assistive robots - Robots in Physiotherapy - case studies

TOTAL: 45 PERIODS

COURSE OUTCOMES

Upon successful completion of the course, students should be able to:

CO 1: Identify various medical robots and their potential applications.

CO 2: Recognize the position tracking and hybrid systems.

CO 3: Apply Robotics and its concepts in Medical field

CO 4: Simulate a MIS procedure and be aware of the state of art in surgical and oncology robotics.

CO 5: Design a medical robotic system given the specific requirements for Rehabilitation and Medical care.

Mapping of COs with POs and PSOs															
COs/POs&PSOs	POs												PSOs		
	1	2	3	4	5	6	7	8	9	10	11	12	1	2	3
CO1	3	2	1	1								1	3	2	3
CO2	3	2	1	1								1	3	2	3
CO3	3	2	1	1								1	3	2	3
CO4	3	2	1	1								1	3	2	3
CO5	3	2	1	1								1	3	2	3

CO/PO & PSO Average	3	2	1	1							1	3	2	3
1 – Slight, 2 – Moderate, 3 – Substantial														

TEXT BOOKS:

1. Achim Ernst FlorisSchweikard, "Medical Robotics", Springer, 2016.
2. Paula Gomes, "Medical robotics Minimally invasive surgery", Wood head, 2013.

REFERENCES:

1. Jaydev P Desai, Rajni V Patel, Antoine Ferreira; Sunil Kumar Agrawal, "The Encyclopedia of Medical Robotics", World Scientific Publishing Co. Pvt. Ltd, 2019.
2. JocelyneTroccaz , "Medical Robotics", John Wiley & Sons Incorporated, 2013.
3. VanjaBonzovic , "Medical Robotics", I-tech Education publishing, Austria, 2008.
4. FaridGharagozloo "Robotic Surgery", Springer, 2022.



CRA338

HUMANOID ROBOTICS

L T P C
3 0 0 3

COURSE OBJECTIVES:

1. To know the basic knowledge about Humanoid robots.
2. To impart knowledge in kinematics of humanoids.
3. To learn about the dynamics in humanoid robots.
4. To understand the basic in biped walking.
5. To know about the different walking patterns.

UNIT – I INTRODUCTION 9

Historical development of Humanoids, Human Likeness of a Humanoid Robot, Trade-Offs in Humanoid Robot Design, Human-Friendly Humanoid Robot Design, characteristics of humanoid robots.

UNIT – II KINEMATICS 9

Kinematic structure, forward and inverse kinematic problems, differential kinematics, Twist, Spatial Velocity, and Spatial Transform, Inverse Differential Kinematic Relations. Differential kinematics at singular configurations- Gait Analysis

UNIT – III ZMP AND DYNAMICS 9

ZMP Overview, 2D Analysis, 3D Analysis, Measurement of ZMP, General Discussion- ZMP of Each Foot, ZMP for Both Feet Contact, Dynamics of Humanoid Robots, Humanoid Robot Motion and Ground Reaction Force, Momentum, Angular Momentum, Angular Momentum and Inertia Tensor of Rigid Body, Calculation of Robot's Center of Mass, Link Speed and Angular Velocity, Calculation of Robot's Momentum and Angular Momentum

UNIT – IV BIPED WALKING 9

Two Dimensional Walking Pattern Generation, Two Dimensional Inverted Pendulum, Behavior of Linear Inverted Pendulum, Orbital Energy, Support Leg Exchange, Planning a Simple Biped Gait, Extension to a Walk on Uneven Terrain.

UNIT – V WALKING PATTERN GENERATION 9

ZMP Based Walking Pattern Generation, Cart-Table Model, Off-Line Walking Pattern Generation, Stabilizer, Principles of Stabilizing Control, Stabilizing Control of Honda Humanoid Robot, Advanced Stabilizers.

TOTAL: 45 PERIODS

COURSE OUTCOMES

Upon successful completion of the course, students should be able to:

CO 1: Describe about the evolution of Humanoid robots

CO 2: Expose the basic knowledge in kinematics of humanoids.

CO 3: Calculate the Humanoid Robot Motion and Ground Reaction Force.

CO 4: Identify Two-Dimensional Walking pattern on different terrain.

CO 5: Create the Walking Pattern models.

Mapping of COs with POs and PSOs															
COs/POs&PSOs	POs											PSOs			
	1	2	3	4	5	6	7	8	9	10	11	12	1	2	3
CO1	3	2	1	1								1	1	2	3
CO2	3	2	1	1								1	1		3
CO3	3	2	1	1								1	1	2	3
CO4	3	2	1	1								1	1	2	3
CO5	3	2	1	1								1	1	2	3


CO/PO & PSO Average	3	2	1	1								1	1	1.6	3
1 – Slight, 2 – Moderate, 3 – Substantial															

TEXT BOOKS:

1. Dragomir N. Nenchev, Atsushi Konno, "Humanoid Robots Modeling and Control", Butterworth Heinemann, 2019
2. Shuji K, Hirohisa H, Kensuke H, Kazuhito, Springer-Verlag GmbH "Introduction to Humanoid Robotics", Springer, London, 2014.
3. Goswami Ambarish, Vadakkepat Prahlad, "Humanoid Robotics: A Reference", Springer, 2019.
4. J. Craig, "Introduction to Robotics: Mechanics and Control", Fourth Edition, Pearson, 2022.

REFERENCES:

1. A. Goswami, P. Vadakkepat (Eds.), "Humanoid Robotics: A Reference", Springer, Netherlands, Dordrecht, 2018
2. J K. Harada, E. Yoshida, K. Yokoi (Eds.), "Motion Planning for Humanoid Robots", Springer, London, 2010.
3. Lorenzo Sciavicco and Bruno Siciliano, "Modelling and Control of Robot Manipulators", second edition, Springer, 2000.
4. Jean-Claude Latombe, "Robot Motion Planning", Kluwer Academy Publishers, 2004.



CRA339

ROBOT AND MACHINE ELEMENTS DESIGN

L T P C

3 0 0 3

COURSE OBJECTIVES:

The main learning objective of this course is to prepare the students for:

1. Designing machine members subjected to static and variable loads.
2. Designing flexible elements like belts, ropes, and chain drives for engineering applications.
3. Designing shafts and threaded fasteners for various applications.
4. Designing and selecting bearings and robot grippers.
5. Designing gears and gearbox for machine tools and applications.

UNIT I FUNDAMENTAL CONCEPTS IN DESIGN 7

Introduction to Robots - factors influencing robot design, selection of materials based on mechanical properties - Modes of failure -Factor of safety – stresses due to bending and torsion moment - Eccentric loading, Design against fluctuating loads - theories of failures.

UNIT II DESIGN OF FLEXIBLE ELEMENTS AND BEARINGS 9

Introduction to flexible elements, Design of belt drives – Flat, Vee, and Timing Belts, Design of chain drives - Sliding contact and rolling contact bearings - Hydrodynamic journal bearings, Somerfield Number, Raimondi & Boyd graphs - Selection of Rolling Contact bearings.

UNIT III DESIGN OF SHAFTS AND THREADED FASTENERS 9

Shafts and Axles - Design of solid and hollow shafts based on strength, rigidity, and critical speed - Keys and splines, Threaded fasteners - Bolted joints – Simple and eccentrically loaded bolted joints.

UNIT IV DESIGN OF GEARS AND GEAR BOXES 8

Design of Gears (Spur, Helical and Bevel) - Geometric progression - Standard step ratio - Ray diagram, kinematic layout - Design of sliding mesh gear box - Design of multi speed gear box for machine tool applications.

UNIT V DESIGN OF ROBOT GRIPPERS AND END EFFECTORS 12

Types of End Effectors and Gripper Mechanisms, Force analysis, Miniature Grippers and Micro Grippers, Compliance, Selected case studies - Sheet metal handling, pretension of cuboid / cylindrical / objects, coils, irregular surfaces and flexible objects, handling castings, and medical applications.

TOTAL: 45 PERIODS

COURSE OUTCOMES :

Upon successful completion of the course, students should be able to:

- CO1: Recognize various parameters for belt, ropes, shafts, fasteners and chain drives and other machine members
- CO2: Analyze the belt, ropes, shafts, fasteners and chain drives and other machine members subjected to static and dynamic loads.
- CO3: Evaluate the belt, ropes, shafts, fasteners and chain drives and other machine members for various applications.
- CO4: Create parameters for designing belt, ropes, shafts, fasteners and chain drives and other machine members in manufacturing a robot.
- CO5: Design various robot elements.

Mapping of COs with POs and PSOs															
COs/POs & PSOs	POs												PSOs		
	1	2	3	4	5	6	7	8	9	10	11	12	1	2	3
CO1	2	2	1	1	1	2						1	2	2	3
CO2	2	2	1	1	1	2						1	2	2	3
CO3	2	2	1	1	1	2						1	2	2	3
CO4	2	2	1	1	1	2						1	2	2	3
CO5	2	2	1	1	1	2						1	2	2	3
Average	2	2	1	1	1	2						1	2	2	3
1 – Slight, 2 – Moderate, 3 – Substantial															

TEXT BOOKS:

1. Bhandari. V.B, “Design of Machine Elements”, Tata McGraw-Hill Education, 5th edition, 2020.
2. Joseph Edward Shigley, Charles R. Mischke, “Mechanical Engineering Design”, McGraw Hill, 11th edition, 2020.
3. Gareth J.Monkman, Stefan Hesse, Ralf Steinmann, HenrikSchunk, “Robot Grippers”, Wiley, 2007.

REFERENCES:

1. Sundararajamoorthy T. V, Shanmugam .N, "Machine Design", Anuradha Publications, 2015.
2. Robert L.Norton, “Machine Design – An Integrated Approach”, Prentice Hall International Edition, 5th edition, 2018.
3. Sharma. C.S, Purohit. K.,”Design of Machine Elements”, Prentice-Hall of India, 2003.
4. Adam Morecki, Jozeknapczyk, “Basics of Robotics: Theory and Components of Manipulators and Robots”, Springer, 1999.
5. Shimon Y. Nof, “Handbook of Industrial Robotics”, John Wiley & Sons, 1999.
6. “P.S.G.Design Data Hand Book”, PSG College of Tech Coimbatore.
7. Mikell P. Groover, "Industrial Robotics", McGraw Hill, 2nd edition, 2017.

CME341

DESIGN FOR X

L	T	P	C
3	0	0	3

COURSE OBJECTIVES

- 1 To introduce the economic process selection principles and general design principles for manufacturability in the development and design of products for various engineering applications. Also, apply design consideration principles of casting in the design of cast products.
- 2 To learn the design consideration principles of forming in the design of extruded, stamped, and forged products
- 3 To learn design consideration principles of machining in the design of turned, drilled, milled, planed, shaped, slotted, and ground products.
- 4 To learn design consideration principles of welding in the design of welded products.
- 5 To learn design consideration principles in additive manufacturing

UNIT – I INTRODUCTION

9

General design principles for manufacturability- strength and mechanical factors, mechanisms selection, evaluation method, Process capability - Feature tolerances Geometric Tolerances - Assembly limits -Datum features - Tolerance stacks.

Design to minimize material usage – Design for disassembly – Design for recyclability – Design for manufacture – Design for energy efficiency – Design to regulations and standards.

UNIT – II FACTORS INFLUENCING FORM DESIGN

9

Working principle, Material, Manufacture, Design- Possible solutions - Materials choice –Influence of materials on form design - form design of welded members, forgings and castings.

UNIT – III COMPONENT DESIGN - MACHINING CONSIDERATION

9

Design features to facilitate machining - drills - milling cutters - keyways - Doweling procedures, counter sunk screws - Reduction of machined area- simplification by separation - simplification by amalgamation - Design for machinability - Design for economy - Design for clampability – Design for accessibility - Design for assembly – Product design for manual assembly - Product design for automatic assembly – Robotic assembly.

UNIT – IV COMPONENT DESIGN – CASTING CONSIDERATION

9

Redesign of castings based on Parting line considerations - Minimizing core requirements, machined holes, redesign of cast members to obviate cores. Identification of uneconomical design - Modifying the design - group technology - Computer Applications for DFMA

UNIT – V DESIGN FOR ADDITIVE MANUFACTURING

9

Introduction to AM, DFMA concepts and objectives, AM unique capabilities, exploring design freedoms, Design tools for AM, Part Orientation, Removal of Supports, Hollowing out parts, Inclusion of Undercuts and Other Manufacturing Constraining Features, Interlocking Features, Reduction of Part Count in an Assembly, Identification of markings/ numbers.

TOTAL:45 PERIODS

OUTCOMES: At the end of the course the students would be able to

1. Elaborate the design principles for manufacturability
2. discuss the factors influencing in form design
3. Apply the component design features of various machine.
4. Discuss the design consideration principles of welding in the design of welded products.
5. Discuss the design consideration principles of additive manufacturing.

TEXT BOOKS:

1. James G. Bralla, "Design for Manufacturability Handbook", McGraw Hill Professional, 1998.
2. O. Molloy, E.A. Warman, S. Tilley, Design for Manufacturing and Assembly: Concepts, Architectures and Implementation, Springer, 1998.

REFERENCES:

1. CorradoPoli, Design for Manufacturing: A Structured Approach, Elsevier, 2001.
2. David M. Anderson, Design for Manufacturability & Concurrent Engineering: How to Design for Low Cost, Design in High Quality, Design for Lean Manufacture, and Design Quickly for Fast Production, CIM Press, 2004.
3. Erik Tempelman, Hugh Shercliff, Bruno Ninaber van Eyben, Manufacturing and Design: Understanding the Principles of How Things Are Made, Elsevier, 2014.
4. Graedel T. Allen By. B, Design for the Environment Angle Wood Cliff, Prentice Hall. Reason Pub., 1996.
5. Boothroyd, G, Hartz and Nike, Product Design for Manufacture, Marcel Dekker, 1994

CO	PO												PSO		
	1	2	3	4	5	6	7	8	9	10	11	12	1	2	3
1	2	2	3	1	1				1			1	2	3	2
2	2	2	3	1	1				1			1	2	3	2
3	2	2	3	1	1				1			1	2	3	2
4	2	2	3	1	1				1			1	2	3	2
5	2	2	3	1	1				1			1	2	3	2
Low (1) ; Medium (2) ; High (3)															



COURSE OBJECTIVES:

1. Explain the mechanics of metal cutting and the factors affecting machinability
2. Explain the working of basic and advanced turning machines.
3. Teach the basics of machine tools with reciprocating and rotating motions and abrasive finishing processes.
4. Explain the constructional features of CNC machine tools.
5. Explain the basics of CNC programming and the machine tools through planning, writing codes and ,setting up CNC machine tools

UNIT I MECHANICS OF METAL CUTTING 9

Mechanics of chip formation, forces in machining, types of chip, cutting tools – Single point cutting tool nomenclature, orthogonal and oblique metal cutting, thermal aspects, cutting tool materials, tool wear, tool life, surface finish, cutting fluids and Machinability.

UNIT II TURNING MACHINES 9

Centre lathe, constructional features, specification, operations – taper turning methods, thread cutting methods, special attachments, surface roughness in turning, machining time and power estimation. Special lathes - Capstan and turret lathes - tool layout – automatic lathes: semi-automatic – single spindle: Swiss type, automatic screw type – multi spindle

UNIT III RECIPROCATING MACHINE TOOLS 9

Reciprocating machine tools: shaper, planer, slotter: Types and operations- Hole making: Drilling, reaming, boring, tapping, type of milling operations-attachments- types of milling cutters– machining time calculation - Gear cutting, gear hobbing and gear shaping – gear finishing methods Abrasive processes: grinding wheel – specifications and selection, types of grinding process – cylindrical grinding, surface grinding, centreless grinding, internal grinding - micro finishing methods

UNIT IV CNC MACHINES 9

Computer Numerical Control (CNC) machine tools, constructional details, special features – Drives, Recirculating ball screws, tool changers; CNC Control systems – Open/closed, point-to-point/continuous - Turning and machining centers - Work holding methods in Turning and machining centers, Coolant systems, Safety features.

UNIT V PROGRAMMING OF CNC MACHINE TOOLS 9

Coordinates, axis and motion, Absolute vs Incremental, Interpolators, Polar coordinates, Program planning, G and M codes, Manual part programming for CNC machining centers and Turning centers – Fixed cycles, Loops and subroutines, Setting up a CNC machine for machining.

TOTAL: 45 PERIODS**COURSE OUTCOMES**

Upon successful completion of the course, students should be able to:

CO1 Analyse the mechanics of metal cutting process and to identify the factors involved in improving machinability.

CO2 Understand the constructional features and working principles of basic and advanced turning machines.

CO3 Evaluate and select suitable machining operation to manufacture a given component.

CO4 Understand the constructional features and working principles of CNC machine tools.

CO5 Program CNC machine tools through planning, writing codes and setting up CNC machine tools to manufacture a given component.

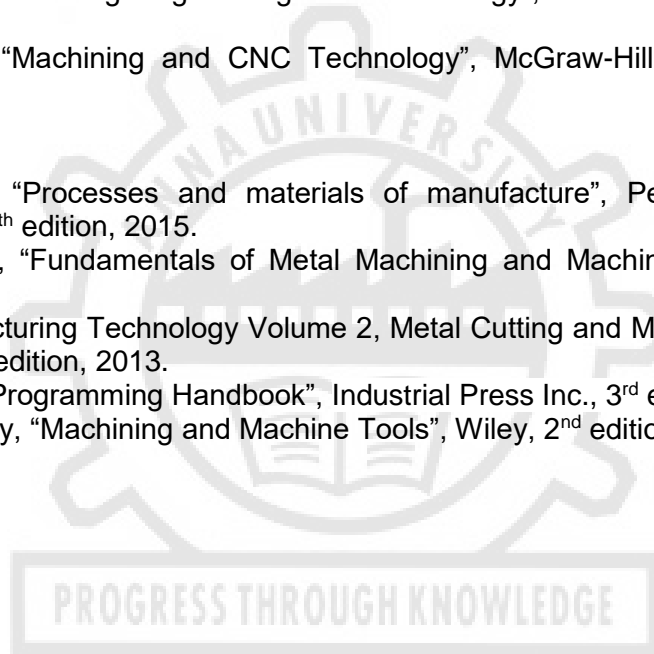
Mapping of COs with POs and PSOs															
COs/POs & PSOs	POs												PSOs		
	1	2	3	4	5	6	7	8	9	10	11	12	1	2	3
CO1	2	2	1	1							1	1	1	3	1
CO2	2	2	1	1							1	1	1	3	1
CO3	2	2	1	1							1	1	1	3	1
CO4	2	2	1	1							1	1	1	3	1
CO5	2	2	1	1							1	1	1	3	1
CO/PO & PSO Average	2	2	1	1							1	1	1	3	1
1 – Slight, 2 – Moderate, 3 – Substantial															

TEXT BOOKS:

1. Kalpakjian. S, “Manufacturing Engineering and Technology”, Pearson Education 8th Edition, 2022.
2. Michael Fitzpatrick, “Machining and CNC Technology”, McGraw-Hill Education;4th edition, 2019.

REFERENCES:

1. Roy. A. Lindberg, “Processes and materials of manufacture”, Pearson India Education Services Pvt. Ltd, 4th edition, 2015.
2. Geoffrey Boothroyd, “Fundamentals of Metal Machining and Machine Tools”, McGraw Hill, 1985.
3. Rao. P.N, “Manufacturing Technology Volume 2, Metal Cutting and Machine Tools”, McGraw-Hill, New Delhi, 3rd edition, 2013.
4. Peter Smid, “CNC Programming Handbook”, Industrial Press Inc., 3rd edition, 2007.
5. A. B. Chattopadhyay, “Machining and Machine Tools”, Wiley, 2nd edition, 2017.



ME3792

COMPUTER INTEGRATED MANUFACTURING

L	T	P	C
3	0	0	3

COURSE OBJECTIVES

- 1 To provide the overview of evolution of automation, CIM and its principles.
- 2 To learn the various Automation tools, include various material handling system.
- 3 To train students to apply group technology and FMS.
- 4 To familiarize the computer aided process planning in manufacturing.
- 5 To introduce to basics of data transaction, information integration and control of CIM.

UNIT – I INTRODUCTION 9

Introduction to CAD, CAM, CAD/CAM and CIM - Evolution of CIM – CIM wheel and cycle – Production concepts and mathematical models – Simple problems in production models – CIM hardware and software – Major elements of CIM system – Three step process for implementation of CIM – Computers in CIM – Computer networks for manufacturing – The future automated factory – Management of CIM – safety aspects of CIM– advances in CIM

UNIT – II AUTOMATED MANUFACTURING SYSTEMS 9

Automated production line – system configurations, work part transfer mechanisms – Fundamentals of Automated assembly system – System configuration, Part delivery at workstations – Design for automated assembly – Overview of material handling equipments – Consideration in material handling system design – The 10 principles of Material handling. Conveyor systems – Types of conveyors – Operations and features. Automated Guided Vehicle system – Types & applications – Vehicle guidance technology – Vehicle management and safety. Storage system performance – storage location strategies – Conventional storage methods and equipments – Automated storage/Retrieval system and Carousel storage system Deadlocks in Automated manufacturing systems – Petrinet models – Applications in Dead lock avoidance – smart manufacturing – Industry 4.0 - Digital manufacturing – Virtual manufacturing

UNIT – III GROUP TECHNOLOGY AND FMS 9

Part families – Visual – Parts classification and coding – Production flow analysis – Grouping of parts and Machines by rank order clustering method – Benefits of GT – Case studies. FMS – Components – workstations – FMS layout configurations – Computer control systems – FMS planning and implementation issues – Architecture of FMS – flow chart showing various operations in FMS – Machine cell design – Composite part concept, Holier method, Key machine concept – Quantitative analysis of FMS – Bottleneck model – Simple and complicated problems – Extended Bottleneck model - sizing the FMS – FMS applications, Benefits.

UNIT – IV PROCESS PLANNING 9

Process planning – Activities in process planning, Informations required. From design to process planning – classification of manufacturing processes – Selection of primary manufacturing processes – Sequencing of operations according to Anteriorities – various examples – forming of Matrix of Anteriorities – case study. Typical process sheet – case studies in Manual process planning. Computer Aided Process Planning – Process planning module and data base – Variant process planning – Two stages in VPP – Generative process planning – Flow chart showing various activities in generative PP – Semi generative process planning- Comparison of CAPP and Manual PP.

UNIT – V PROCESS CONTROL AND DATA ANALYSIS 9

Introduction to process model formulation – linear feedback control systems – Optimal control – Adaptive control –Sequence control and PLC& SCADA. Computer process control – Computer process interface – Interface hardware – Computer process monitoring – Direct digital control and Supervisory computer control - Overview of Automatic identification methods – Bar code

technology –Automatic data capture technologies.- Quality management (SPC) and automated inspection

TOTAL :45 PERIODS

OUTCOMES: At the end of the course the students would be able to

CO1: Discuss the basics of computer aided engineering.

CO2: Choose appropriate automotive tools and material handling systems.

CO3: Discuss the overview of group technology, FMS and automation identification methods.

CO4: Design using computer aided process planning for manufacturing of various components

CO5: Acquire knowledge in computer process control techniques.

TEXT BOOKS:

1. Shivanand H K, Benal M M and Koti V, Flexible Manufacturing System, New Age, 2016.
2. CIM: Computer Integrated Manufacturing: Computer Steered Industry Book by August-Wilhelm Scheer

REFERENCES:

1. Alavudeen and Venkateshwaran, Computer Integrated Manufacturingll, PHI Learning Pvt. Ltd., New Delhi, 2013.
2. Gideon Halevi and Ronald D. Weill, Principles of Process Planningll, Chapman Hall, 1995.
3. James A. Retrg, Herry W. Kraebber, Computer Integrated Manufacturingll, Pearson Education, Asia,3rd Edition,2004.
4. Mikell P. Groover, Automation, Production system and Computer integrated Manufacturing, Prentice Hall of India Pvt. Ltd., 4thEdition, 2014.
5. Radhakrishnan P, Subramanian S and Raju V, CAD/CAM/CIM, New Age International Publishers, 3rd Edition, 2008.

CO	PO												PSO		
	1	2	3	4	5	6	7	8	9	10	11	12	1	2	3
1	3	2	2	1	2				1			1	2	1	3
2	3	2	2	1	2				1			1	2	1	3
3	3	2	2	1	2				1			1	2	1	3
4	3	2	2	1	2				1			1	2	1	3
5	3	2	2	1	2				1			1	2	1	3
Low (1) ; Medium (2) ; High (3)															

CMR332

ADVANCED MANUFACTURING SYSTEMS

L	T	P	C
3	0	0	3

COURSE OBJECTIVES:

1. The objective of this course is to teach the lean tools to attain optimum level in quality.
2. To enhance the ability to make decisions for new product development.
3. Aims to develop the students to conserve energy and natural resources, and to ensure that they have minimal impact on the environment and society.
4. To give students an introduction to an advanced information process technique.
5. To learn about the various smart manufacturing techniques and applications.

UNIT – I INTRODUCTION TO LEAN MANUFACTURING 9

Objectives of lean manufacturing-key principles and implications of lean manufacturing - traditional Vs lean manufacturing- flow-continuous improvement/Kaizen –worker involvement-5S principles elements of JIT - uniform production rate - Kanban system - Lean implementation, Reconciling lean with other systems - lean six sigma- lean and ERP - lean with ISO 9001:2000.

UNIT – II AGILE MANUFACTURING 9

Agile Manufacturing Vs Mass Manufacturing - Agile practice for product development - Manufacturing agile practices - Implementing new technology - A checklist, technology applications that enhance agility - agile technology make or buy decisions. - Costing for Agile Manufacturing practices.

UNIT – III SUSTAINABLE MANUFACTURING 9

Concepts of competitive strategy and manufacturing strategies and development of a strategic improvement programme - Manufacturing strategy in business success strategy formation and formulation - Structured strategy formulation - Sustainable manufacturing system design options - Approaches to strategy formulation - Realization of new strategies/system designs.

UNIT – IV INTELLIGENT MANUFACTURING 9

Introduction to intelligent manufacturing- fundamentals of artificial intelligence-AI in manufacturing processes- introduction to fuzzy logic-applications of fuzzy logic in manufacturing- integrating AI and fuzzy logic in production planning-real time decision making- case studies and practical applications- emerging trends and future directions

UNIT – V SMART MANUFACTURING 9

Introduction to various Smart Manufacturing Techniques-Supply chain management-Block chain of inventory management-Plant digitization-Predictive maintenance-Supply chain visibility-Warehouse-Cost reduction-Waste management-Automated systems-Applications

TOTAL: 45 PERIODS

COURSE OUTCOMES

Upon successful completion of the course, students should be able to:

CO1: Demonstrate on basic lean manufacturing.

CO2: Integrate the knowledge on agile manufacturing.

CO3: Formulate strategy in sustainable manufacturing.

CO4:Apply artificial intelligence (AI) and fuzzy techniques to improve the efficiency of manufacturing systems.

CO5: Exposure to smart manufacturing and its various techniques.

Mapping of COs with POs and PSOs															
COs/POs & PSOs	POs												PSOs		
	1	2	3	4	5	6	7	8	9	10	11	12	1	2	3
CO1	3	-	2	-	-	2	2	2	-	1	1	2	2	2	1
CO2	3	-	-	-	-	2	2	-	-	1	1	2	1	2	2
CO3	3	-	-	-	-	2	2	3	-	1	1	2	1	2	2
CO4	3	-	3	-	-	2	2		-	1	1	2	2	2	1
CO5	3	-	3	-	-	2	2	2	-	1	1	2	2	2	1
CO/PO & PSO Average	3	-	3	-	-	2	2	2	-	1	1	2	2	2	1
1 – Slight, 2 – Moderate, 3 – Substantial															

TEXT BOOKS:

1. Lonnie Wilson, "How to Implement Lean manufacturing", McGraw-Hill Professional; 2nd edition, 2015.
2. Ibrahim Garbie, "Sustainability in Manufacturing Enterprises Concepts, Analyses and Assessments for Industry 4.0", Springer International Publishing., United States, 2016, ISBN-13: 978-3319293042.
3. Kusiak, Andrew, "Intelligent Manufacturing Systems", Prentice Hall, 1st edition, 1990.

REFERENCES:

1. Black .J.T. and Kohser R.A, "DeGarmo's Materials and Processes in Manufacturing", Published by Wiley, 11th edition, 2011.
2. Christian N. Madu, "Handbook of environmentally conscious manufacturing", Springer US Publishers, 1st edition, 2001.
3. John Schey, "Introduction to Manufacturing Processes", Tata McGraw-Hill Education ,3rd edition,1999
4. Seliger G., "Sustainable Manufacturing: Shaping Global Value Creation", Springer, United States, 2012, ISBN 978-3-642-27289-9.
5. Rao R. V, "Advanced Modeling and Optimization of Manufacturing Processes", 2nd edition, 2006.
6. Ronald G. Askin and Jeffrey B. Goldberg, "Design and Analysis of Lean Production Systems", John Wiley and Sons, 2003.
7. Kutz M., "Environmentally Conscious Mechanical Design", John Wiley & Sons., United States, 2007, ISBN: 978-0-471-72636-4.

CME339

ADDITIVE MANUFACTURING

L T P C
2 0 2 3

COURSE OBJECTIVES:

- To introduce the development of Additive Manufacturing (AM), various business opportunities and applications
- To familiarize various software tools, processes and techniques to create physical objects that satisfy product development / prototyping requirements, using AM.
- To be acquainted with vat polymerization and direct energy deposition processes
- To be familiar with powder bed fusion and material extrusion processes.
- To gain knowledge on applications of binder jetting, material jetting and sheet lamination processes

UNIT I INTRODUCTION

6

Overview - Need - Development of Additive Manufacturing (AM) Technology: Rapid Prototyping- Rapid Tooling - Rapid Manufacturing - Additive Manufacturing. AM Process Chain- ASTM/ISO 52900 Classification - Benefits. Applications: Building Printing - Bio Printing - Food Printing- Electronics Printing. Business Opportunities and Future Directions – Case studies: Automobile, Aerospace, Healthcare.

UNIT II DESIGN FOR ADDITIVE MANUFACTURING (DfAM)

6

Concepts and Objectives - AM Unique Capabilities - Part Consolidation – Topology Optimization- Generative design - Lattice Structures - Multi-Material Parts and Graded Materials - Data Processing: CAD Model Preparation - AM File formats: STL-Problems with STL- AMF Design for Part Quality Improvement: Part Orientation - Support Structure - Slicing - Tool Path Generation – Design rules for Extrusion based AM.

UNIT III VAT POLYMERIZATION AND DIRECTED ENERGY DEPOSITION

6

Photo polymerization: Stereolithography Apparatus (SLA)- Materials -Process – top down and bottom up approach - Advantages - Limitations - Applications. Digital Light Processing (DLP) - Process - Advantages - Applications. Continuous Liquid Interface Production (CLIP)Technology. Directed Energy Deposition: Laser Engineered Net Shaping (LENS)- Process - Material Delivery - Materials -Benefits -Applications.

UNIT IV POWDER BED FUSION AND MATERIAL EXTRUSION

6

Powder Bed Fusion: Selective Laser Sintering (SLS): Process - Powder Fusion Mechanism - Materials and Application. Selective Laser Melting (SLM), Electron Beam Melting (EBM): Materials - Process - Advantages and Applications.

Material Extrusion: Fused Deposition Modeling (FDM)- Process-Materials -Applications and Limitations.

UNIT V OTHER ADDITIVE MANUFACTURING PROCESSES

6

Binder Jetting: Three-Dimensional Printing - Materials - Process - Benefits- Limitations - Applications.

Material Jetting: Multijet Modeling- Materials - Process - Benefits - Applications.

Sheet Lamination: Laminated Object Manufacturing (LOM)- Basic Principle- Mechanism: Gluing or Adhesive Bonding - Thermal Bonding- Materials-Application and Limitation.

TOTAL: 30 PERIODS

ADDITIVE MANUFACTURING LABORATORY

Experiments

1. Modelling and converting CAD models into STL file.
2. Manipulation and error fixing of STL file.
3. Design and fabrication of parts by varying part orientation and support structures.
4. Fabrication of parts with material extrusion AM process.

5. Fabrication of parts with vat polymerization AM process.
6. Design and fabrication of topology optimized parts.

TOTAL: 30 PERIODS

Equipment required - lab

1. Extrusion based AM machine
2. Resin based AM machine
3. Mechanical design software
4. Open-source AM software for STL editing, manipulation and slicing.

COURSE OUTCOMES:

At the end of this course students shall be able to:

CO1: Recognize the development of AM technology and how AM technology propagated into various businesses and developing opportunities.

CO2: Acquire knowledge on process of transforming a concept into the final product in AM technology.

CO3: Elaborate the vat polymerization and direct energy deposition processes and its applications.

CO4: Acquire knowledge on process and applications of powder bed fusion and material extrusion.

CO5: Evaluate the advantages, limitations, applications of binder jetting, material jetting and sheet lamination processes.

TEXT BOOKS:

1. Ian Gibson, David Rosen, Brent Stucker, Mahyar Khorasani "Additive manufacturing technologies". 3rd edition Springer Cham, Switzerland. (2021). ISBN: 978-3-030-56126-0
2. Andreas Gebhardt and Jan-Steffen Hötter "Additive Manufacturing: 3D Printing for Prototyping and Manufacturing", Hanser publications, United States, 2015, ISBN: 978-1-56990-582-1.

REFERENCES:

1. Andreas Gebhardt, "Understanding Additive Manufacturing: Rapid Prototyping, Rapid Manufacturing", Hanser Gardner Publication, Cincinnati., Ohio, 2011, ISBN :9783446425521.
2. Milan Brandt, "Laser Additive Manufacturing: Materials, Design, Technologies, and Applications", Woodhead Publishing., United Kingdom, 2016, ISBN: 9780081004333.
3. Amit Bandyopadhyay and Susmita Bose, "Additive Manufacturing", 1st Edition, CRC Press., United States, 2015, ISBN-13: 978-1482223590.
4. Kamrani A.K. and Nasr E.A., "Rapid Prototyping: Theory and practice", Springer., United States ,2006, ISBN: 978-1-4614-9842-1.
5. Liou, L.W. and Liou, F.W., "Rapid Prototyping and Engineering applications: A tool box for prototype development", CRC Press., United States, 2011, ISBN: 9780849334092.

COURSE OBJECTIVES:

- To impart knowledge on wafer preparation and PCB fabrication
- To introduce Through Hole Technology (THT) and Surface Mount Technology (SMT) with various types of electronic components
- To elaborate various steps in Surface Mount Technology (SMT)
- To be acquainted with various testing and inspection methods of populated PCBS
- To outline repair, rework and quality aspects of Electronic assemblies.

UNIT I INTRODUCTION TO ELECTRONICS MANUFACTURING 9
History, definition, wafer preparation by growing, machining, and polishing, diffusion, microlithography, etching and cleaning, Printed circuit board –fabrication, types, single sided, double sided, multi-layer and flexible printed circuit board

UNIT II COMPONENTS AND PACKAGING 9
Introduction to packaging, types-Through hole technology(THT) and Surface mount technology (SMT), Through hole components – axial, radial, multi leaded, odd form Surface-mount components- active, passive. Interconnections - chip to lead interconnection, die bonding, wire bonding, TAB, flip chip, chip on board, multi chip module, direct chip array module, leaded, leadless, area array and embedded packaging, miniaturization and trends.

UNIT III SURFACE MOUNT TECHNOLOGY 9
SMT Process, SMT equipment and material handling systems, handling of components and assemblies - moisture sensitivity and ESD, safety and precautions needed, IPC and other standards, stencil printing process - solder paste material, storage and handling, stencils and squeegees, process parameters, quality control. Component placement- equipment type, flexibility, accuracy of placement, throughput, packaging of components for automated assembly, soldering- wave soldering, reflow process, process parameters, profile generation and control, adhesive, underfill and encapsulation process

UNIT IV INSPECTION AND TESTING 9
Inspection techniques, equipment and principle- AOI, X-ray. Defects and Corrective action - stencil printing process, component placement process, reflow soldering process, electrical testing of PCB assemblies- In circuit test, functional testing, fixtures and jigs.

UNIT V REPAIR, REWORK, QUALITY AND RELIABILITY OF ELECTRONICS ASSEMBLIES 9
Repair and rework of PCB- Coating removal, base board repair, conductor repair, thermo-mechanical effects and thermal management, Reliability fundamentals, reliability testing, failure analysis, design for manufacturability, assembly, reworkability, testing, reliability, and environment.

TOTAL: 45 PERIODS

COURSE OUTCOMES:

At the end of this course, the students should be able to:

- CO1: Perceive wafer preparation and PCB fabrication
- CO2: Recognize the importance of Through Hole Technology (THT) and Surface Mount Technology (SMT)
- CO3: Demonstrate various steps in Surface Mount Technology (SMT)
- CO4: Identify various testing and inspection methods of populated PCBS

CO5: Discuss various techniques in repair, rework, quality and reliability of electronics Assemblies

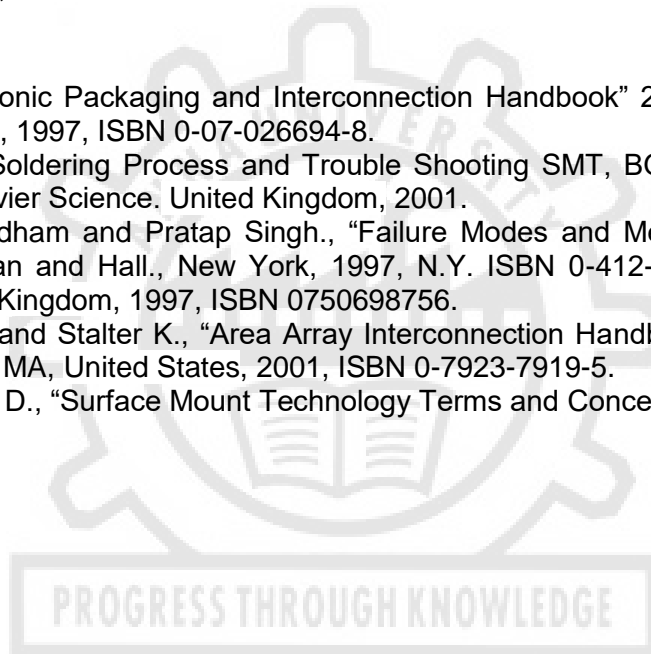
CO	PO												PSO		
	1	2	3	4	5	6	7	8	9	10	11	12	1	2	3
1	0.9											0.6	0.3	0.3	0.6
2	0.9											0.6	0.3	0.3	0.3
3	0.9		0.3									0.6	0.6	0.6	0.6
4	0.9		0.3			0.3						0.6	0.6	0.6	0.6
5	0.9		0.3			0.6	0.3					0.6	0.6	0.9	0.9

TEXT BOOKS:

1. Prasad R., "Surface Mount Technology – Principles and practice", 2nd Edition, Chapman and Hall., New York, 1997, ISBN 0-41-12921-3.
2. Tummala R.R., "Fundamentals of microsystem packaging", Tata McGraw Hill Co. Ltd., New Delhi, 2001, ISBN 00-71-37169-9.

REFERENCES:

1. Harper C.A., "Electronic Packaging and Interconnection Handbook" 2nd Edition, McGraw Hill Inc., New York, N.Y., 1997, ISBN 0-07-026694-8.
2. Lee N.C., "Reflow Soldering Process and Trouble Shooting SMT, BGA, CSP and Flip Chip Technologies", Elsevier Science. United Kingdom, 2001.
3. Puligandla Viswanadham and Pratap Singh., "Failure Modes and Mechanisms in Electronic Packages", Chapman and Hall., New York, 1997, N.Y. ISBN 0-412-105591-8. Science and Technology, United Kingdom, 1997, ISBN 0750698756.
4. Totta P., Puttlitz K. and Stalter K., "Area Array Interconnection Handbook", Kluwer Academic Publishers, Norwell, MA, United States, 2001, ISBN 0-7923-7919-5.
5. Zarrow P. and Kopp D., "Surface Mount Technology Terms and Concepts", Elsevier, 1997.



CMR333	COMPUTER AIDED INSPECTION AND TESTING	L	T	P	C
		3	0	0	3

COURSE OBJECTIVES:

1. To familiar the measurement standards and to know the instruments used and various errors in measurements
2. To recognize the use of basic and advanced instruments for measurements.
3. To learn the applications of opto-electronics device for measurements.
4. To describe the various measurement techniques using laser metrology.
5. To gain knowledge on computer aided inspection and advances in metrology.

UNIT – I FUNDAMENTALS AND CONCEPTS IN METROLOGY 9

Standards of Measurement – Analog and Digital Measuring Instruments - Comparators – Limits, Fits and Tolerances – Gauge Design –Surface Roughness – Form Errors and Measurements.

UNIT – II INSPECTION AND GENERAL MEASUREMENTS 9

Linear Measuring Instruments – Evolution – Types – Classification – Limit Gauges – Gauge Design – Terminology – Procedure – Concepts of Interchange Ability and Selective Assembly – Angular Measuring Instruments – Types – Bevel Protractor Clinometers Angle Gauges, Spirit Levels Sine Bar – Angle Alignment Telescope – Autocollimator – Applications - Inspection of Gears And Threads – Tool Makers’ Microscope – Universal Measuring Machine.

UNIT – III OPTO ELECTRONICS IN ENGINEERING INSPECTION 9

Use of Optoelectronics in Tool Wear Measurements – Microhole Measurement and Surface Roughness – Applications in In-Process Measurement and On-Line Inspection.

UNIT – IV LASER METROLOGY 9

Precision instrument based on Laser - Use of Lasers - Principle –Interferometers, Interference microscope -Optical flats - Laser Interferometer - Application in Linear and Angular measurements - Testing of machine tools using Laser Interferometer. Use of Laser Interferometer in Machine Tool Inspection – Uses of Laser in On-Line Inspection – Laser Micrometer – Laser Alignment Telescope.

UNIT – V COMPUTER AIDED INSPECTION AND ADVANCES IN METROLOGY 9

Co-ordinate Measuring Machines - Constructional features - Types - Applications of CMM - CNC CMM applications - Measurement arms, Laser tracker - Fundamentals of Computer Aided Inspection - Introduction to Nano metrology.

TOTAL: 45 PERIODS

COURSE OUTCOMES

Upon successful completion of the course, students should be able to:

CO1: Practice the standards in measurements and to avoid the various forms of errors in measurements.

CO2: Use of basic and advanced metrology instruments for measurements.

CO3: Acquire the knowledge on non-contact opto-electronics device for measurements.

CO4: Describe various measurement techniques using laser metrology.

CO5: Recognize the computer aided inspection and advances in metrology.

Mapping of COs with POs and PSOs															
COs/POs & PSOs	POs												PSOs		
	1	2	3	4	5	6	7	8	9	10	11	12	1	2	3
CO1	3	2	1	1								1	1	2	3
CO2	3	2	1	1								1	1	2	3
CO3	3	2	1	1								1	1	2	3
CO4	3	2	1	1								1	1	2	3
CO5	3	2	1	1								1	1	2	3
Average	3	2	1	1								1	1	2	3
1 – Slight, 2 – Moderate, 3 – Substantial															

TEXT BOOKS

1. Anil. K. Jain, “Fundamentals of Digital Image Processing”, Prentice Hall of India Pvt. Ltd., 2006.
2. Alan S. Morris, “The Essence of Measurement”, Prentice Hall of India, 2002.
3. Beckwith, Marangoni, Lienhard, “Mechanical Measurements”, Pearson Education, 2014.

REFERENCES

1. Charles Reginald Shotbolt, “Metrology for Engineers”, Cengage Learning EMEA, 5th edition, 1996.
2. Jain R.K., “Engineering Metrology”, Khanna Publishers, 2012.
3. Robert G. Seippel, “Opto-Electronics for Technology and Engineering”, Prentice Hall, 1989.
4. Robert J. Hocken, Paulo H. “Coordinate Measuring Machines and Systems”, CRC Press, 2nd edition, 2016.

PROGRESS THROUGH KNOWLEDGE

CME380	AUTOMOBILE ENGINEERING	L	T	P	C
		3	0	0	3

COURSE OBJECTIVES

- 1 To study the construction and working principle of various parts of an automobile.
- 2 To study the practice for assembling and dismantling of engine parts and transmission system
- 3 To study various transmission systems of automobile.
- 4 To study about steering, brakes and suspension systems
- 5 To study alternative energy sources

UNIT – I VEHICLE STRUCTURE AND ENGINES 9

Types of automobiles vehicle construction and different layouts, chassis, frame and body, Vehicle aerodynamics (various resistances and moments involved), IC engines – components-functions and materials, variable valve timing (VVT).

UNIT – II ENGINE AUXILIARY SYSTEMS 9

Electronically controlled gasoline injection system for SI engines, Electronically controlled diesel injection system (Unit injector system, Rotary distributor type and common rail direct injection system), Electronic ignition system (Transistorized coil ignition system, capacitive discharge ignition system), Turbo chargers (WGT, VGT), Engine emission control by three way catalytic converter system, Emission norms (Euro and BS).

UNIT – III TRANSMISSION SYSTEMS 9

Clutch-types and construction, gear boxes- manual and automatic, gear shift mechanisms, Overdrive, transfer box, fluid flywheel, torque converter, propeller shaft, slip joints, universal joints, Differential and rear axle, Hotchkiss Drive and Torque Tube Drive.

UNIT – IV STEERING, BRAKES AND SUSPENSION SYSTEMS 9

Steering geometry and types of steering gear box-Power Steering, Types of Front Axle, Types of Suspension Systems, Pneumatic and Hydraulic Braking Systems, Antilock Braking System (ABS), electronic brake force distribution (EBD) and Traction Control.

UNIT – V ALTERNATIVE ENERGY SOURCES 9

Use of Natural Gas, Liquefied Petroleum Gas, Bio-diesel, Bio-ethanol, Gasohol and Hydrogen in Automobiles- Engine modifications required –Performance, Combustion and Emission Characteristics of SI and CI engines with these alternate fuels - Electric and Hybrid Vehicles, Fuel Cell Note: Practical Training in dismantling and assembling of Engine parts and Transmission Systems should be given to the students.

TOTAL:45 PERIODS

OUTCOMES: At the end of the course the students would be able to

1. Recognize the various parts of the automobile and their functions and materials.
2. Discuss the engine auxiliary systems and engine emission control.
3. Distinguish the working of different types of transmission systems.
4. Explain the Steering, Brakes and Suspension Systems.
5. Predict possible alternate sources of energy for IC Engines.

TEXT BOOKS:

- 1 Jain K.K. and Asthana .R.B, “Automobile Engineering” Tata McGraw Hill Publishers, New Delhi, 2002.
- 2 Kirpal Singh, “Automobile Engineering”, Vol 1 & 2, Seventh Edition, Standard Publishers,

New Delhi, 13th Edition 2014.

REFERENCES:

- 1 Ganesan V. "Internal Combustion Engines", Third Edition, Tata McGraw-Hill, 2012.
- 2 Heinz Heisler, "Advanced Engine Technology," SAE International Publications USA, 1998.
- 3 Joseph Heitner, "Automotive Mechanics," Second Edition, East-West Press, 1999.
- 4 Martin W, Stockel and Martin T Stockle , "Automotive Mechanics Fundamentals," The Good heart - Will Cox Company Inc, USA ,1978.
- 5 Newton, Steeds and Garet, "Motor Vehicles", Butterworth Publishers,1989.

CO	PO												PSO		
	1	2	3	4	5	6	7	8	9	10	11	12	1	2	3
1	2	1	2	1					1			1	1	2	1
2	2	1	2	1					1			1	1	2	1
3	2	1	2	1					1			1	1	2	1
4	2	1	2	1					1			1	1	2	1
5	2	1	2	1					1			1	1	2	1
Low (1) ; Medium (2) ; High (3)															



COURSE OBJECTIVES:

The objective of this course is to prepare the students to know about the general aspects of Electric and Hybrid Vehicles (EHV), including architectures, modelling, sizing, and sub system design and hybrid vehicle control.

UNIT I DESIGN CONSIDERATIONS FOR ELECTRIC VEHICLES 9

Need for Electric vehicle- Comparative study of diesel, petrol, hybrid and electric Vehicles. Advantages and Limitations of hybrid and electric Vehicles. - Design requirement for electric vehicles- Range, maximum velocity, acceleration, power requirement, mass of the vehicle. Various Resistance- Transmission efficiency- Electric vehicle chassis and Body Design, Electric Vehicle Recharging and Refuelling Systems.

UNIT II ENERGY SOURCES 9

Battery Parameters- - Different types of batteries – Lead Acid- Nickel Metal Hydride - Lithium ion-Sodium based- Metal Air. Battery Modelling - Equivalent circuits, Battery charging- Quick Charging devices. Fuel Cell- Fuel cell Characteristics- Fuel cell types-Half reactions of fuel cell. Ultra capacitors. Battery Management System.

UNIT III MOTORS AND DRIVES 9

Types of Motors- DC motors- AC motors, PMSM motors, BLDC motors, Switched reluctance motors working principle, construction and characteristics.

UNIT IV POWER CONVERTERS AND CONTROLLERS 9

Solid state Switching elements and characteristics – BJT, MOSFET, IGBT, SCR and TRIAC - Power Converters – rectifiers, inverters and converters - Motor Drives - DC, AC motor, PMSM motors, BLDC motors, Switched reluctance motors – four quadrant operations –operating modes

UNIT V HYBRID AND ELECTRIC VEHICLES 9

Main components and working principles of a hybrid and electric vehicles, Different configurations of hybrid and electric vehicles. Power Split devices for Hybrid Vehicles - Operation modes - Control Strategies for Hybrid Vehicle - Economy of hybrid Vehicles - Case study on specification of electric and hybrid vehicles.

TOTAL: 45 PERIODS**COURSE OUTCOMES:**

At the end of this course, the student will be able to

1. Understand the operation and architecture of electric and hybrid vehicles
2. Identify various energy source options like battery and fuel cell
3. Select suitable electric motor for applications in hybrid and electric vehicles.
4. Explain the role of power electronics in hybrid and electric vehicles
5. Analyze the energy and design requirement for hybrid and electric vehicles.

TEXT BOOKS:

1. Iqbal Husain, " Electric and Hybrid Vehicles-Design Fundamentals", CRC Press,2003
2. Mehrdad Ehsani, " Modern Electric, Hybrid Electric and Fuel Cell Vehicles", CRC Press,2005.

REFERENCES:

1. James Larminie and John Lowry, "Electric Vehicle Technology Explained " John Wiley & Sons,2003

2. Lino Guzzella, " Vehicle Propulsion System" Springer Publications,2005
3. Ron HodKinson, "Light Weight Electric/ Hybrid Vehicle Design", Butterworth Heinemann Publication,2005.

CO	PO												PSO		
	1	2	3	4	5	6	7	8	9	10	11	12	1	2	3
1	1	1	2	1		3	2					2		1	3
2	1	1	2	1		3	2					2		1	3
3	1	1	2	1		3	2					2		1	3
4	1	1	2	1		3	2					2		1	3
5	1	1	2	1		3	2					2		1	3
Avg.	1	1	2	1		3	2					2		1	3



COURSE OBJECTIVES:

1. The intention and purpose of this course is to study the basics of electronics, emission controls and its Importance in automobiles.
2. To study the Ignition and Injection system in Automobiles
3. To study the various sensors and actuators used in automobiles for improving fuel economy and emission control.
4. To study the various blocks of mechatronic control units used for control of fuel, ignition and exhaust systems.
5. To learn about different types of chassis and mechatronics safety systems in automobile

UNIT – I INTRODUCTION**8**

Evolution of electronics in automobiles – emission laws – introduction to Euro I, Euro II, Euro III, Euro IV, Euro V standards – Equivalent Bharat Standards. Charging systems: Working and design of charging circuit diagram – Alternators – Requirements of starting system - Starter motors and starter circuits.

UNIT – II IGNITION AND INJECTION SYSTEMS**10**

Ignition systems: Ignition fundamentals - Electronic ignition systems - Programmed Ignition – Distribution less ignition - Direct ignition – Spark Plugs. Electronic fuel Control: Basics of combustion – Engine fuelling and exhaust emissions – Electronic control of carburetion – Petrol fuel injection – Diesel fuel injection.

UNIT – III SENSOR AND ACTUATORS IN AUTOMOTIVES**7**

Working principle and characteristics of Airflow rate, Engine crankshaft angular position, Hall effect, Throttle angle, temperature, exhaust gas oxygen sensors – study of fuel injector, exhaust gas recirculation actuators, stepper motor actuator, and vacuum operated actuator.

UNIT – IV ENGINE CONTROL SYSTEMS**10**

Control modes for fuel control-engine control subsystems – ignition control methodologies – different ECU's used in the engine management – block diagram of the engine management system. In vehicle networks: CAN standard, format of CAN standard – diagnostics systems in modern automobiles.

UNIT – V CHASSIS AND SAFETY SYSTEMS**10**

Traction control system – Cruise control system – electronic control of automatic transmission – antilock braking system – electronic suspension system – working of airbag and role of MEMS in airbag systems – centralized door locking system – climate control of cars.

TOTAL: 45 PERIODS**COURSE OUTCOMES**

Upon successful completion of the course, students should be able to:

CO1: Know the importance of emission standards in automobiles.

CO2: Understand the electronic fuel injection/ignition components and their function.

CO3: Choose and use sensors and equipment for measuring mechanical quantities, temperature and appropriate actuators.

CO4: Diagnose electronic engine control systems problems with appropriate diagnostic tools.

CO5: Analyze the chassis and vehicle safety system.

Mapping of COs with POs and PSOs															
COs	POs												PSOs		
	1	2	3	4	5	6	7	8	9	10	11	12	1	2	3
CO1	3	2	1	1	1							1	1	2	1
CO2	3	2	1	1	1							1	1	2	1
CO3	3	2	1	1	1							1	1	2	1
CO4	3	2	1	1	1							1	1	2	1
CO5	3	2	1	1	1							1	1	2	1
CO/PO & PSO Average	3	2	1	1	1							1	1	2	1

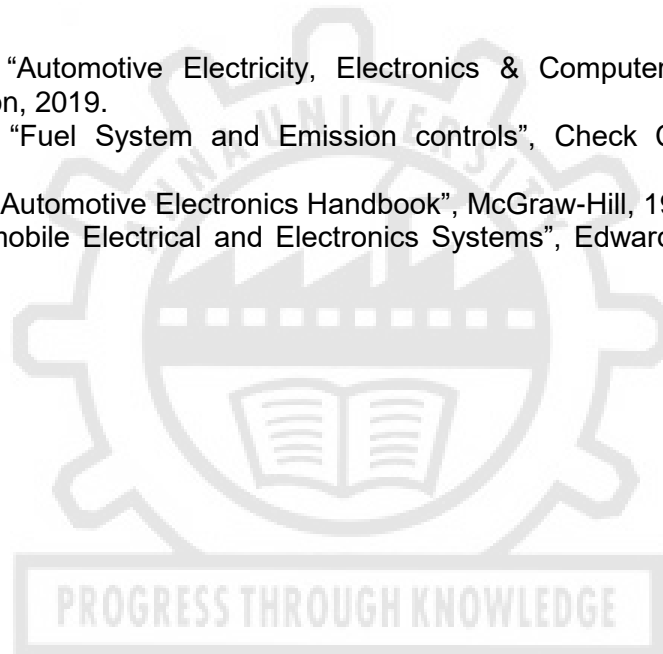
1 – Slight, 2 – Moderate, 3 – Substantial

TEXT BOOK

1. Ribbens, "Understanding Automotive Electronics", 8th Edition, Elsevier, Indian Reprint, 2017.

REFERENCES

1. Barry Hollembeak, "Automotive Electricity, Electronics & Computer Controls", Delmar Publishers, 7th edition, 2019.
2. Richard K. Dupuy "Fuel System and Emission controls", Check Chart Publication, 4th edition, 2000.
3. Ronald. K. Jurgon, "Automotive Electronics Handbook", McGraw-Hill, 1999.
4. Tom Denton, "Automobile Electrical and Electronics Systems", Edward Arnold Publishers, 2000.



CMR335

**AUTOMOTIVE SYSTEM MODELLING AND
SIMULATION**

L	T	P	C
3	0	0	3

COURSE OBJECTIVES:

1. To understand the various steps involved in the design of automotive components
2. To show their knowledge in designing engine components.
3. To complete design exercise and arrive at important dimensions of chassis components.
4. To learn the use of standard practices in design.
5. To determine the dimensions of front and rear axles

UNIT – I DESIGN OF CYLINDER, PISTON AND CONNECTING ROD 9

Choice of material for cylinder and piston, design of cylinder, design of piston, piston pin, piston rings and piston assembly. Material for connecting rod, design of connecting rod assembly. Case study on piston for car with Modelling and simulation.

UNIT – II DESIGN OF CRANK SHAFT AND VALVES 9

Material for crankshaft, design of crankshaft under bending and twisting. Design aspects of intake & exhaust manifolds, inlet & exhaust valves, valve springs, tappets and valve train. Design of cam& camshaft. Design of rocker arm. Cam profile generation. 3D Engine simulation: Introduction to thermal and flow analysis in engine cylinder, modeling of cylinder and piston for combustion analysis

UNIT – III DESIGN OF CLUTCHES AND GEARS 9

Design of single plate clutch, multiplate clutch and cone clutch assembly. Torque capacity of clutch. Design of clutch components. Gear train calculations, layout of gearboxes. Calculation of bearing loads and selection of bearings. Design of three speed and four speed gearboxes. Modelling and simulation: braking system

UNIT – IV DESIGN OF VEHICLE FRAME AND SUSPENSION 9

Study of loads-moments and stresses on frame members. Design Of frame for passenger and commercial vehicle - Design of leaf Springs-Coil springs and torsion bar springs. Case study on development of frame for ATV. Modelling and simulation of suspension system

UNIT – V DESIGN OF FRONT AND REAR AXLE 9

Design of propeller shaft. Design details of final drive gearing. Design details of full floating, semi-floating and three quarter floating rear shafts and rear axle housings. Analysis of loads-moments and stresses at different sections of front axle. Determination of optimum dimensions and proportions for steering linkages, Design of front axle beam.. Modelling and simulation of steering system, transmission system

TOTAL: 45 PERIODS

COURSE OUTCOMES

Upon successful completion of the course, students should be able to:

CO1: Analyse the stress and strain imparted on automotive components.

CO2: Compute the design and find the dimension of the vehicle components.

CO3:Identify optimal design solutions to real-world problems in compliance with industry standards.

CO4:Demonstrate the design skill by creating new design strategy with the application of the knowledge

CO5:Interpret the modern system in vehicle and would help in developing the system with less impact to the environment.

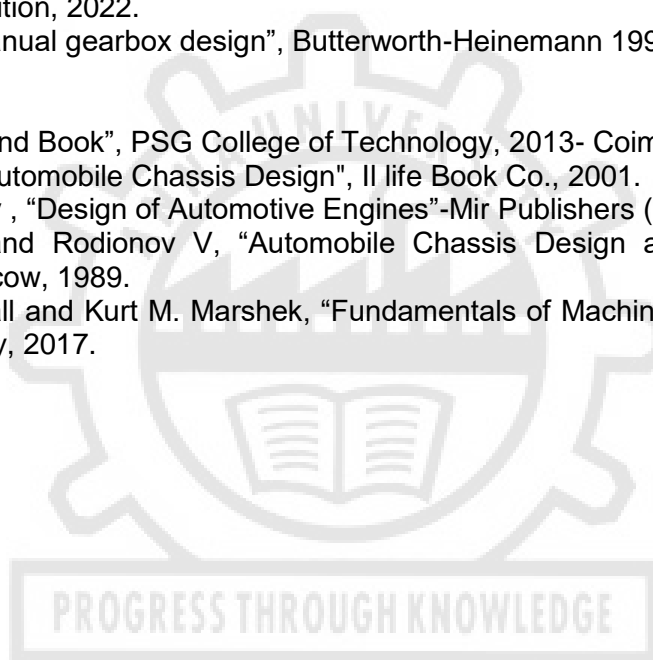
Mapping of COs with POs and PSOs															
COs/POs & PSOs	POs												PSOs		
	1	2	3	4	5	6	7	8	9	10	11	12	1	2	3
CO1	3	2	1	1		1						1	2	2	3
CO2	3	2	1	1		1						1	2	2	3
CO3	3	2	1	1		1						1	2	2	3
CO4	3	2	1	1		1						1	2	2	3
CO5	3	2	1	1		1						1	2	2	3
CO/PO & PSO Average	3	2	1	1		1						1	2	2	3
1 – Slight, 2 – Moderate, 3 – Substantial															

TEXT BOOKS:

1. Giancarlo Genta, Lorenzo Morello, "The Automotive Chassis Volume 1, Components Design", Springer International Edition, 2nd edition, 2020
2. Khurmi. R.S. & Gupta. J.K., "A text book of Machine Design", Eurasia Publishing House (Pvt) Ltd, 25th edition, 2022.
3. Alec Stokes, "Manual gearbox design", Butterworth-Heinemann 1992.

REFERENCES:

1. "Design Data Hand Book", PSG College of Technology, 2013- Coimbatore.
2. Dean Avern, "Automobile Chassis Design", Il life Book Co., 2001.
3. Kolchin-Demidov , "Design of Automotive Engines"-Mir Publishers (1984)
4. Lukin P G G and Rodionov V, "Automobile Chassis Design and Calculations", Mir Publishers, Moscow, 1989.
5. Robert C. Juvinall and Kurt M. Marshek, "Fundamentals of Machine component Design", 6th Edition, Wiley, 2017.



COURSE OBJECTIVES:

1. To Develop physical and mathematical models to predict the dynamic response of vehicles
2. To Apply vehicle design performance criteria and how to use the criteria to evaluate vehicle dynamic response
3. To Use dynamic analyses in the design of vehicles.
4. To understand the principle behind the lateral dynamics.
5. To Evaluate the longitudinal dynamics and control in an automobile

UNIT – I INTRODUCTION**9**

History of road and off road vehicle system dynamics - dynamics of the motor vehicle, coordinate systems- vehicle fixed coordinates system, , details of vehicle systems, wheel angles, typical data of vehicles. Fundamental approaches to vehicle dynamics modeling lumped mass, vehicle fixed coordinate system, motion variables, earth fixed coordinate system, Definitions- modeling and simulation of dynamic behavior of vehicle., motion analysis, force analysis, and energy analysis.

UNIT – II LONGITUDINAL DYNAMICS**9**

Introduction to longitudinal dynamics - Performance of road vehicles: forces and moments on vehicle, equation of motion, tire forces, rolling resistance, weight distribution, tractive effort/tractive resistance and power available from the engine/ power required for propulsion, road performance curves- acceleration, grade ability, drawbar pull and the problems related to these terms. Calculation of maximum acceleration braking torque, braking force, brake proportioning, braking efficiency, stopping distance, load distribution (three wheeled and four wheeled vehicles), calculation of acceleration, tractive effort and reactions for different drives, Stability of a vehicle on slope, (Problems related to these). Steer-By-Wire Systems

UNIT – III LATERAL DYNAMICS**9**

Introduction to lateral dynamics - Steering geometry, types of steering systems, fundamental condition for true rolling, development of lateral forces. slip angle, cornering force, cornering stiffness, pneumatic trail, self-aligning torque, power consumed by tire, tire stiffness, hysteresis effect in tires, steady state handling characteristics. yaw velocity, lateral acceleration, curvature response & directional stability. Stability of a vehicle on a curved track and a banked road. Gyroscopic effects, weight transfer during acceleration, cornering and braking, stability of a rigid vehicle and equations of motion of a rigid vehicle, cross wind handling, the problems related to these terms.

UNIT – IV VERTICAL DYNAMICS**9**

Introduction to vertical dynamics - Human response to vibrations, classification of vibration, specification and vibration , sources of vibration, suspension systems, Modal Analysis, One DOF, two DOF, free and forced vibration, damped vibration, magnification and transmissibility, vibration absorber, functions of suspension system. body vibrations: bouncing and pitching. Doubly conjugate points (only basic idea). body rolling. roll center and roll axis, roll axis and the vehicle under the action of side forces, stability against body rolling. Vehicle dynamics and suspension design for stability, choice of suspension spring rate, chassis springs and theory of chassis springs, gas & hydraulic dampers and choice of damper, damper characteristics, mechanics of an independent suspension system. Design and analysis of passive, semi-active and active suspension using quarter car, half car and full car mode- Hydraulic Actuators for Active Suspensions

UNIT – V VEHICLE AERODYNAMIC AND DYNAMIC CONTROL SYSTEM**9**

Road Loads: Air resistance-Mechanics of air flow around a vehicle, pressure distribution on a vehicle, factors affecting rolling resistance, aerodynamic forces – aerodynamic drag, drag

components, dynamic Control, modelling of actuators, sensors for automobile control, sensors for detecting vehicle environment, central tyre inflation system. Prediction of vehicle performance. ABS, stability control, traction control. Dynamic Model for Simulation of a Parallel Gas-Electric Hybrid Vehicle Dynamic Model for Simulation of a Power-Split Hybrid Vehicle Background on Control Design Techniques for Energy Management – steer by wire controller Design

TOTAL: 45 PERIODS

COURSE OUTCOMES

Upon successful completion of the course, students should be able to:

CO 1: Recognize the vehicle system dynamics

CO 2: Evaluate the driving/ braking resistances and their influences on vehicle dynamics

CO 3: Identify and analyze the dynamics systems such as suspension systems, body vibrations, steering mechanisms.

CO 4: Analyze and solve engineering problems related to vehicle dynamics.

CO 5: Comparing and identifying the different types of control systems in automobiles

Mapping of COs with POs and PSOs															
COs/POs & PSOs	POs												PSOs		
	1	2	3	4	5	6	7	8	9	10	11	12	1	2	3
CO1	3	2	1	1								1	2	2	3
CO2	3	2	1	1								1	2	2	3
CO3	3	2	1	1								1	2	2	3
CO4	3	2	1	1								1	2	2	3
CO5	3	2	1	1								1	2	2	3
CO/PO & PSO Average	3	2	1	1								1	2	2	3

1 – Slight, 2 – Moderate, 3 – Substantial

TEXT BOOKS

1. Rajesh Rajamani, "Vehicle Dynamics and Control", 2nd edition, Springer, 2021.
2. Singiresu S. Rao, "Mechanical Vibrations", 8th Edition, Prentice Hall, 2018.
3. Thomas D. Gillespie, "Fundamentals of Vehicle Dynamics", Society of Automotive Engineers Inc., 2021.
4. Wong. J. Y., "Theory of Ground Vehicles", 5th Edition, Wiley-Interscience, 2022 .
5. N.K. Giri, "Automotive Mechanics", Kanna Publishers, 2007.

REFERENCES

1. J. Y. Woung - John Willey & Sons "Theory of Ground Vehicles ", NY ,5th Edition,2022
2. J. G. Giles," Steering, Suspension &Tyres", Ilete Books Ltd., London,1968
3. W. Steed "Mechanics of Road Vehicles ", Ilete Books Ltd. London,1960
4. P. M. Heldt, "Automotive Chassis", Chilton Co. NK
5. Gillespie.T.D., "Fundamental of vehicle dynamic society of Automotive Engineers ", USA, 2021 Revised Edition.
6. Rajesh Rajamani, "Vehicle dynamics and control", Springer publication,2014
7. Reza N Jazar, "Vehicle Dynamics: Theory and Application", Springer publication,3rd Edition,2018

COURSE OBJECTIVES:

1. To introduce the basic of avionics and its need for civil and military aircrafts
2. To impart knowledge about the avionic architecture and various avionics data bases
3. To gain more knowledge on various avionics subsystems
4. To impart knowledge on aircraft materials.
5. To analyse the application of Mechatronics in aircraft.

UNIT – I AIRCRAFT AERODYNAMICS 9

Nomenclature used in Aerodynamics, different parts of airplane- Wing as lifting surface, Types of wing plan forms, Aerodynamic features like Aerofoil pressure distribution- Aerodynamic forces and moments Lift and Drag- Drag polar, L/D ratio, high lift devices, Airplane performance like Thrust/Power available, climb and glide - maximum range and endurance, take off and landings.

UNIT – II AIRCRAFT PROPULSION 9

Requirement of power- various means of producing power - Brief description of thermo dynamics of engines - Piston engines, Jet engines - Airplane Structure, Materials and Production - Structural arrangement of earlier airplane- developments leading to all metal aircraft - Strength to weight ratio choice of aircraft materials for different parts.

UNIT – III AIRCRAFT MATERIALS 9

Detailed description of wing - tail and fuselage joints - Stress-Strain diagrams, Plane and Space, Mechanical properties of materials - Materials for different components - use of composites - Aircraft production methods and equipment.

UNIT – IV PRIMARY FLIGHT CONTROLS 9

Ailerons - Aileron Control System of a Commercial Aircraft - Elevators - Elevator control system of a commercial aircraft – Rudders- Rudder Control System

UNIT – V APPLICATIONS OF MECHATRONICS IN AVIATION 9

Aileron-Flaps and Actuator drive unit-Pilot Static system-Fly by wire control system-Yaw damper-Primary flight control system-Internal navigation system-Under carriage-Measurement of motor rpm-Measurement of air flow velocity-Altitude measurement sensor-Air speed.

TOTAL: 45 PERIODS

COURSE OUTCOMES

Upon successful completion of the course, students should be able to:

- CO 1: Recognize the Basics in aerodynamics, aircraft propulsion, materials and controls
- CO 2: Know about the various concepts used in aerodynamics
- CO 3: Apply the techniques to develop the aero system
- CO 4: Design the aircraft with the use of concepts in aerodynamics, aircraft propulsion, materials and controls
- CO 5: Apply this aircraft system in various applications

Mapping of COs with POs and PSOs															
COs/POs & PSOs	POs												PSOs		
	1	2	3	4	5	6	7	8	9	10	11	12	1	2	3
CO1	2	3	1	2	2		1						3	2	3
CO2	2	3	1	2	2		1						3	2	3
CO3	2	3	1	2	2		1						3	2	3
CO4	2	3	1	2	2		1						3	2	3
CO5	2	3	1	2	2		1						3	2	3
CO/PO & PSO Average	2	3	1	2	2		1						3	2	3

1 – Slight, 2 – Moderate, 3 – Substantial

TEXT BOOKS

1. Fundamentals of Flight; By Dr. O. P. Sharma and Lalit Gupta.2006
2. Albert Helfrick.D., "Principles of Avionics", Avionics Communications Inc., 2004

REFERENCES

1. Middleton, D.H., Ed., "Avionics systems, Longman Scientific and Technical", Longman Group UK Ltd., England, 1989.
2. Pallet. E.H.J., "Aircraft Instruments and Integrated Systems", Pearsons, Indian edition 2011.
3. Spitzer, C.R. "Digital Avionics Systems", Prentice-Hall, Englewood Cliffs, N.J.,U.S.A. 1993.
4. Spitzer. C.R. "The Avionics Hand Book", CRC Press, 2000



CMR338	SMART MOBILITY AND INTELLIGENT VEHICLES	L	T	P	C
		3	0	0	3

COURSE OBJECTIVES:

The objectives of the course are:

1. To introduce students to the various technologies and systems used to implement smart mobility and intelligent vehicles.
2. To learn Basics of Radar Technology and Systems, Ultrasonic Sonar Systems, LIDAR Sensor Technology and Systems and other sensors for automobile vision system.
3. To learn Basic Control System Theory applied to Autonomous Automobiles.
4. To produce overall impact of automating like various driving functions, connecting the automobile to sources of information that assist with a task
5. To allow the automobile to make autonomous intelligent decisions concerning future actions of the vehicle that potentially impact the safety of the occupants through connected car & autonomous vehicle technology.

UNIT – I INTRODUCTION TO AUTOMATED, CONNECTED, AND INTELLIGENT VEHICLES 9

Concept of Automotive Electronics, Electronics Overview, History & Evolution, Infotainment, Body, Chassis, and Powertrain Electronics, Introduction to Automated, Connected, and Intelligent Vehicles. Case studies: Automated, Connected, and Intelligent Vehicles

UNIT – II SENSOR TECHNOLOGY FOR SMART MOBILITY 9

Basics of Radar Technology and Systems, Ultrasonic Sonar Systems, Lidar Sensor Technology and Systems, Camera Technology, Night Vision Technology, Other Sensors, Use of Sensor Data Fusion, Integration of Sensor Data to On-Board Control Systems

UNIT – III CONNECTED AUTONOMOUS VEHICLE 9

Basic Control System Theory applied to Automobiles, Overview of the Operation of ECUs, Basic Cyber-Physical System Theory and Autonomous Vehicles, Role of Surroundings Sensing Systems and Autonomy, Role of Wireless Data Networks and Autonomy

UNIT – IV VEHICLE WIRELESS TECHNOLOGY & NETWORKING 9

Wireless System Block Diagram and Overview of Components, Transmission Systems – Modulation/Encoding, Receiver System Concepts– Demodulation/Decoding, Wireless Networking and Applications to Vehicle Autonomy, Basics of Computer Networking – the Internet of Things, Wireless Networking Fundamentals, Integration of Wireless Networking and On-Board Vehicle Networks

UNIT – V CONNECTED CAR & AUTONOMOUS VEHICLE TECHNOLOGY 9

Connectivity Fundamentals, Navigation and Other Applications, Vehicle-to-Vehicle Technology and Applications, Vehicle-to-Roadside and Vehicle-to-Infrastructure Applications, Autonomous Vehicles - Driverless Car Technology, Moral, Legal, Roadblock Issues, Technical Issues, Security Issues

TOTAL: 45 PERIODS

COURSE OUTCOMES

Upon successful completion of the course, students should be able to:

- CO1: Recognize the concept of cyber-physical control systems and their application to collision avoidance and autonomous vehicles
- CO2: Select the concept of remote sensing and the types of sensor technology needed to implement remote sensing
- CO3: Familiar with the concept of fully autonomous vehicles
- CO4: Apply the basic concepts of wireless communications and wireless data networks
- CO5: Analyze the concept of the connected vehicle and its role in automated vehicles


Mapping of COs with POs and PSOs															
COs/POs & PSOs	POs												PSOs		
	1	2	3	4	5	6	7	8	9	10	11	12	1	2	3
CO1	3	2	1	1		1						1	2	1	1
CO2	3	2	1	1		1						1	2	1	1
CO3	3	2	1	1		1						1	2	1	1
CO4	3	2	1	1		1						1	2	1	1
CO5	3	2	1	1		1						1	2	1	1
CO/PO & PSO Average	3	2	1	1		1						1	2	1	1
1 – Slight, 2 – Moderate, 3 – Substantial															

TEXT BOOKS

1. "Intelligent Transportation Systems and Connected and Automated Vehicles", 2016, Transportation Research Board
2. Radovan Miucic, "Connected Vehicles: Intelligent Transportation Systems", 2019, Springer

REFERENCE

1. Tom Denton, "Automobile Electrical and Electronic systems, Roulte edge", Taylor & Francis Group, 5th Edition, 2018.



CMR339

ADVANCED DRIVER ASSISTANCE SYSTEMS

L	T	P	C
3	0	0	3

COURSE OBJECTIVES:

The objectives of the course are:

1. To introduce students with various fundamentals related to advanced driver assistance technologies
2. To impart knowledge on sensors, control and actuation methodologies and create impact of automating vehicles
3. To acquire skills on vehicle prognostics and impaired driver technology
4. To learn about various commonly available Advanced Driver Assistance Systems.
5. To study about Center Console Technology and other display technology

UNIT – I AUTOMOTIVE FUNDAMENTALS 9

Power System-Running System-Comfort System- Engine Components – Drive train – suspension system, ABS, Steering System

UNIT – II AUTOMOTIVE SENSORS 9

Knock sensors, oxygen sensors, crankshaft angular position sensor, temperature sensor, speed sensor, Pressure sensor, Mass air flow sensor, Manifold Absolute Pressure Sensors, crash sensor, Coolant level sensors, Brake fluid level sensors – operation, types, characteristics, advantage and their applications. Radar, Ultrasonic Sonar Systems, Lidar Sensor Technology and Systems, Camera

UNIT – III OVERVIEW OF DRIVER ASSISTANCE TECHNOLOGY 9

Basics of Theory of Operation, Applications, Integration of ADAS Technology into Vehicle Electronics, System Examples, Role of Sensor Data Fusion. Vehicle Prognostics Technology

UNIT – IV ADVANCED DRIVER ASSISTANCE SYSTEMS 9

Advanced Driver Assistance Systems - Lane Departure (LDW), Active Cruise Control (ACC), Blind Spot Detection, Parking Assist, Autonomous Emergency Braking (AEB), Night Vision, Traffic Sign Recognition (TSR), Intelligent High beam Assistant (IHC), Tire Pressure Monitoring (TPMS), Front Collision Warning System (FCWS), Front Vehicle Departure Warning (FVDW), Adaptive Lighting, Driver Drowsiness Detection, Hill Decent Control, Rear Cross Traffic

UNIT – V ADAS DISPLAY & IMPAIRED DRIVER TECHNOLOGY 9

Center Console Technology, Gauge Cluster Technology, Heads-Up Display Technology, and Warning Technology – Driver Notification. Impaired Driver Technology -Driver Impairment Sensor Technology, Sensor Technology for Driver Impairment Detection, Transfer of Control Technology

TOTAL: 45 PERIODS

COURSE OUTCOMES:

Upon successful completion of the course, students should be able to:

- CO1: Recognize the rationale for and evolution of automotive electronics
- CO2: Know about the various automotive functions, sensors and
- CO3: Familiar with the theory and operation of legacy, new, and emerging ADAS systems and proposed autonomous vehicle systems
- CO4: Fundamentals of sensor data fusion as it relates to ADAS
- CO5: Apply possible evolution of vehicle prognostics and impaired driver technology


Mapping of COs with POs and PSOs																
COs/POs & PSOs	POs												PSOs			
	1	2	3	4	5	6	7	8	9	10	11	12	1	2	3	
CO1	3	2	1	1		1						1	2	1	2	
CO2	3	2	1	1		1						1	2	1	2	
CO3	3	2	1	1		1						1	2	1	2	
CO4	3	2	1	1		1						1	2	1	2	
CO5	3	2	1	1		1						1	2	1	2	
CO/PO & PSO Average	3	2	1	1		1						1	2	1	2	
1 – Slight, 2 – Moderate, 3 – Substantial																

TEXT BOOKS

1. Tom Denton, “Automobile Electrical and Electronic systems, Roulledge”, Taylor & Francis Group, 5th Edition,2018.
2. William B Ribbens, “Understanding Automotive Electronic: An Engineering Perspective”, Elsevier Science,8th Edition,2017.

REFERENCES

1. “Intelligent Transportation Systems and Connected and Automated Vehicles”, Transportation Research Board, 2016.
2. Radovan Miucic, “Connected Vehicles: Intelligent Transportation Systems”, Springer, 2019.



COURSE OBJECTIVES:

1. To understand the characteristics of various types of signals.
2. To carry out the preprocessing of continuous time signals and systems
3. To learn DTFT, FFT and Z-Transform methods in signals processing.
4. To design digital IIR, FIR filters for signal processing
5. To learn about various signal processors and its applications of signals.

UNIT – I INTRODUCTION TO SIGNALS AND SYSTEMS 9

Elementary signals in continuous and discrete time - graphical and mathematical representation - Elementary operations and classification of continuous and discrete time signals – CT systems and DT systems - Properties of CT systems and DT systems
Classification of systems

UNIT – II ANALYSIS OF CONTINUOUS TIME SIGNALS AND SYSTEMS 9

The continuous time Fourier series - Fourier Transform properties - Laplace transform and properties - Impulse response - convolution integrals - Fourier and Laplace transforms in Analysis of CT systems - Frequency response of systems characterized by differential Equations

UNIT – III ANALYSIS OF DISCRETE TIME SIGNALS AND SYSTEMS 9

Fourier Transform of discrete time signals (DTFT) Properties of DTFT - Discrete Fourier Transform - Fast Fourier Transform (FFT) - Z Transform and Properties – Impulse response - Convolution sum - System analysis from difference equation model - Stability of systems

UNIT – IV DESIGN OF DIGITAL FILTERS 9

Review of design techniques for analog low pass filters - Frequency transformation – IIR filters - Properties - Design of IIR digital filters using bilinear transformation - FIR filters - Characteristics of FIR filters with linear phase - Design of FIR filters using Window functions

UNIT – V DIGITAL SIGNAL PROCESSORS AND APPLCATIONS 9

Architecture of TMS320C54xx DSP - Addressing Modes - Instructions and Programming - Applications: Signal Compression - Sine wave generators - Noise generators – DTMF Tone Detection - Echo cancellation - Speech enhancement and recognition

TOTAL: 45 PERIODS**COURSE OUTCOMES**

Upon successful completion of the course, students should be able to:

CO1: Understand the characteristics of various types of signals.

CO2: Analyze continuous time signals and systems

CO3: Understand DTFT, FFT and Z-Transform methods in signals processing.

CO4: Design digital IIR, FIR filters for signal processing

CO5: Analyze and Apply various signal processors and its applications of signals.

Mapping of COs with POs and PSOs															
COs/POs&P SOs	POs												PSOs		
	1	2	3	4	5	6	7	8	9	10	11	12	1	2	3
CO1	3	2	1	1								1	1	1	3
CO2	3	2	1	1								1	1	1	3
CO3	3	2	1	1								1	1	1	3
CO4	3	2	1	1								1	1	1	3
CO5	3	2	1	1								1	1	1	3
CO/PO & PSO Average	3	2	1	1								1	1	1	3

TEXT BOOKS:

1. Alan V Oppenheim, Alan S Willsky, Hamid Nawab S , "Signals and Systems", 2nd edition, Learning, New Delhi, 2015.
2. John G. Proakis, Dimitris K Manolakis , "Digital Signal Processing, 5th edition, Hoboken,NJ : Pearson Education, New Delhi, 2021

REFERENCES:

1. Lonnie C Ludeman, "Fundamentals of Digital Signal Processing", Wiley & Sons, New Delhi, 2014.
2. Emmanuel C Ifeachor, Barrie W Jervis, "Digital Signal Processing", Pearson Education, New Delhi, 2013.
3. Haykin S, Barry Van Veen, "Signals and Systems", John Wiley and sons, New Delhi, 2016.
4. Vinay K Ingle, John G Proakis , "Digital Signal Processing using MATLAB", Cengage Learning, New Delhi, 2012.



COURSE OBJECTIVES:

1. To introduce various image processing and preprocessing techniques.
2. To learn about feature detection and matching using Image processing
3. To learn about segmentation using Image processing techniques.
4. To learn about computational photography.
5. To learn about image recognition using Image processing techniques.

UNIT – I IMAGE FORMATION AND PROCESSING 9

Introduction - Geometric primitives and Transformations - Photometric Image formation - The digital camera. Introduction to image processing - point - spatial - Fourier Transform - Pyramids and wavelets - Geometric transformations - global optimization

UNIT – II FEATURE DETECTION AND MATCHING 9

Introduction - Points and patches - Feature detectors - Feature Descriptors - SIFT - PCA SIFT - Gradient location orientation histogram

UNIT – III SEGMENTATION 9

Introduction - Active contours - Snakes - Scissors - Level sets - Split and merge - Watershed – Region splitting - region merging - and graph based segmentation - mean shift and mode finding - Normalized cuts – graph cuts and energy based methods – application

UNIT – IV COMPUTATIONAL PHOTOGRAPHY 9

Photometric calibration - Radiometric response function - Noise level estimation - Vignetting - Optical blur - High dynamic range imaging - Super resolution and blur removal - Color image demosaicing – application

UNIT – V IMAGE RECOGNITION 9

Object detection - Face recognition - Instance recognition - category recognition - Bag of words - Part based models - context and scene understanding- Application: Image search.

TOTAL: 45 PERIODS**COURSE OUTCOMES**

Upon successful completion of the course, students should be able to:

CO1: Understand various image processing and preprocessing techniques.

CO2: Design a feature detection algorithm for given application

CO3: Design a segmentation algorithm for given application.

CO4: Understand and recognize various computational photography techniques.

CO5: Design an image recognition for given application.

Mapping of COs with POs and PSOs															
COs/POs&P SOs	POs												PSOs		
	1	2	3	4	5	6	7	8	9	10	11	12	1	2	3
CO1	2	1	1	2			1					1	1	3	2
CO2	2	1	1	2			1					1	1	3	2
CO3	2	1	1	2			1					1	1	3	2
CO4	2	1	1	2			1					1	1	3	2
CO5	2	1	1	2			1					1	1	3	2
CO/PO & PSO Average	2	1	1	2			1					1	1	3	2
1 – Slight, 2 – Moderate, 3 – Substantial															

TEXT BOOKS:

1. Richard Szeliski, "Computer Vision: Algorithms and Applications", Springer, 2010.
2. Hartley R, Zisserman A, "Multiple View Geometry in Computer Vision", Cambridge University Press, 2004.

REFERENCES:

1. Forsyth D A, Ponce J, "Computer Vision: A Modern Approach", 2nd Edition Boston Pearson, 2015
2. Duda R O, Hart P E, Stork D G, "Pattern Classification", Wiley, 2001.
3. Richard Sc "Computer Vision: Algorithms and Applications", Springer, 2010.
4. Simon J.D.Prince "Computer Vision: Models, Learning and Inference", Cambridge University Press, New York, 2014.



CRA342	MACHINE LEARNING FOR INTELLIGENT SYSTEMS	L	T	P	C
		3	0	0	3

COURSE OBJECTIVES

- 1 To introduce basic machine learning techniques such as regression, classification
- 2 To learn about introduction of clustering, types and segmentation methods
- 3 To learn about fuzzy logic, fuzzification and defuzzification
- 4 To learn about basics of neural networks and neuro fuzzy networks.
- 5 To learn about Recurrent neural networks and Reinforcement learning.

UNIT – I INTRODUCTION TO MACHINE LEARNING 9

Philosophy of learning in computers, Overview of different forms of learning, Classifications vs. Regression, Evaluation metrics and loss functions in Classification, Evaluation metrics and loss functions in Regression, Applications of AI in Robotics

UNIT – II CLUSTERING AND SEGMENTATION METHODS 9

Introduction to clustering, Types of Clustering, Agglomerative clustering, K-means clustering, Mean Shift clustering, K-means clustering application study, Introduction to recognition, K-nearest neighbor algorithm, KNN Application case study, Principal component analysis (PCA), PCA Application case study in Feature Selection for Robot Guidance.

UNIT – III FUZZY LOGIC 9

Introduction to Fuzzy Sets, Classical and Fuzzy Sets, Overview of Classical Sets, Membership Function, Fuzzy rule generation, Fuzzy rule generation, Operations on Fuzzy Sets, Numerical examples, Fuzzy Arithmetic, Numerical examples, Fuzzy Logic, Fuzzification, Fuzzy Sets, Defuzzification, Application Case Study of Fuzzy Logic for Robotics Application

UNIT – IV NEURAL NETWORKS 9

Mathematical Models of Neurons, ANN architecture, Learning rules, Multi-layer Perceptrons, Back propagation, Introduction of Neuro-Fuzzy Systems, Architecture of Neuro Fuzzy Networks, Application Case Study of Neural Networks in Robotics

UNIT – V RNN AND REINFORCEMENT LEARNING 9

Unfolding Computational Graphs, Recurrent neural networks, Application Case Study of recurrent networks in Robotics, Reinforcement learning, Examples for reinforcement learning, Markov decision process, Major components of RL, Q-learning. Application Case Study of reinforcement learning in Robotics

TOTAL:45 PERIODS

OUTCOMES: At the end of the course the students would be able to

1. Understand basic machine learning techniques such as regression, classification
2. Understand about clustering and segmentation
3. Model a fuzzy logic system with fuzzification and defuzzification
4. Understand the concepts of neural networks and neuro fuzzy networks.
5. Gain knowledge on Reinforcement learning.

TEXT BOOKS:

1. MichealNegnevitsky, Artificial Intelligence: A Guide to Intelligent Systems, 3rd Edition, Addison Wesley, England, 2011

REFERENCES:

1. Bruno Siciliano, Oussama Khatib, "Handbook of Robotics", 2016 2nd Edition, Springer
2. Simon Haykin, "Neural Networks and Learning Machines: A Comprehensive Foundation", Third Edition, Pearson, delhi 2016.
3. Timothy J Ross, "Fuzzy Logic with Engineering Applications", 4th Edition, Chichester, 2011, Sussex Wiley.

CO	PO												PSO		
	1	2	3	4	5	6	7	8	9	10	11	12	1	2	3
1	3	2	3	2	1						1	3	3	2	3
2	3	2	3	2	1						1	3	3	2	3
3	3	2	3	2	1						1	3	3	2	3
4	3	2	3	2	1						1	3	3	2	3
5	3	2	3	2	1						1	3	3	2	3



CMR340

CONDITION MONITORING AND FAULT DIAGNOSTICS

L T P C
3 0 0 3

COURSE OBJECTIVES:

1. To Understand the basics of various condition monitoring methods.
2. To Identify the selection of condition monitoring sensors for various applications.
3. To study various signal processing for condition monitoring applications.
4. To Know about various failure analysis, maintenance and machine learning.
5. To provide a basic understanding with case studies on different fault diagnosis method.

UNIT – I CONDITION MONITORING TECHNIQUES AND MACHINE CONDITION MONITORING 9

Condition Monitoring in manufacturing industries; Noise monitoring, Wear and debris Analysis, Thermography, Cracks monitoring, Ultrasonic techniques - Case studies. Vibration, Acoustic emission and vibro-acoustics signal analysis; intelligent fault detection system, Case studies.

UNIT – II SENSORS FOR FAULT DIAGNOSTICS 9

Introduction - Contaminant monitoring sensors- Corrosion monitoring sensors - Force monitoring sensors - Gas leakage monitoring - sensors Air pollution monitoring sensors - Liquid contamination monitoring sensors - Non-destructive testing techniques - Optical examination -Temperature sensing

UNIT – III SIGNAL PROCESSING AND ANALYSIS 9

Study of periodic and random signals, probability distribution, statistical properties, auto and cross correlation and power spectral density functions. Time domain and Frequency domain and Time-frequency domain analysis.

UNIT – IV FAILURE ANALYSIS, MAINTENANCE AND MACHINE LEARNING 9

Maintenance Principles, Failure mode analysis - Equipment down time analysis – Breakdown analysis - condition based maintenance, Vibration, Acoustic emission and vibro-acoustics signal analysis; intelligent fault detection system, Case studies.

UNIT – V MONITORING SYSTEMS CASE STUDEIS 9

Introduction - Marine monitoring systems - Marine turbine monitoring systems - Shipboard vibration monitoring - Monitoring integrity verification - Aircraft condition monitoring - Condition monitoring - generating plant - Automotive diagnostic equipment - Systematic fault monitor selection

TOTAL: 45 PERIODS

COURSE OUTCOMES

Upon successful completion of the course, students should be able to:

1. Understand the basics of various condition monitoring methods.
2. Select suitable condition monitoring sensors for various applications.
3. Recall various signals processing for condition monitoring applications.
4. Know about various failure analysis, maintenance and machine learning.
5. Apply different fault diagnosis method for various applications.

Mapping of COs with POs and PSOs															
COs/POs & PSOs	POs												PSOs		
	1	2	3	4	5	6	7	8	9	10	11	12	1	2	3
CO1	3	2	1	2	1						1	3	3	2	3
CO2	3	2	1	2	1						1	3	3	2	3
CO3	3	2	1	2	1						1	3	3	2	3
CO4	3	2	1	2	1						1	3	3	2	3
CO5	3	2	1	2	1						1	3	3	2	3
CO/PO & PSO Average	3	2	1	2	1						1	3	3	2	3

1 – Slight, 2 – Moderate, 3 – Substantial

TEXT BOOK

1. “Mechanical Fault Diagnosis and condition monitoring” by R. A. Collacott, Chapman and Hall London A Halstead Press Book John Wiley & Sons, New York

REFERENCE

1. “Condition Monitoring and Assessment of Power Transformers Using Computational Intelligence”, W.H. Tang, Q.H. Wu, Springer-Verlag London



CMR341	SYSTEM MODELLING AND SIMULATION METHODS	L	T	P	C
		3	0	0	3

COURSE OBJECTIVES

1. To introduce the characteristics of system modelling and the importance of simulation.
2. To study the various approaches of modelling.
3. To model the solutions using queuing theory.
4. To teach the generation of data for simulation.
5. To study the various system models and familiarize the simulation tools

UNIT – I INTRODUCTION TO SIMULATION 9

System definition - Types and characteristics - Need for modelling and simulation -Types of Simulation - Introduction to discrete event simulation - Single server – Multi server Exercises – System modelling - Simple Petrinets

UNIT – II MODELLING APPROACHES 9

Modelling concurrent systems - Analysis of Petrinets - Finite state Automata and Regular Expressions - Relationship - FSA with silent transitions - Pumping lemma for regular sets – Analysis using DFS and model checking.

UNIT – III QUEUING MODELS 9

Characteristics of queuing systems - Notations - Types of Queues - Markovian model – non-Markovian model - Queuing Networks - Applications of queuing systems.

UNIT – IV SIMULATION DATA 9

Methods for generating random numbers - Testing of random numbers - Methods of generating random variants - Problem formulation - input modelling -Verification and Validation - Output Analysis.

UNIT – V CASE STUDY 9

NS2 - Simulation of Computer Systems - Simulation of Computer Networks - Simulation of Mobile Networks -Simulation of Manufacturing and Material Handling Systems

TOTAL: 45 PERIODS

COURSE OUTCOMES

At the end of the course students able to

- CO1: Understand the characteristics of system modelling and the importance of simulation.
CO2: Design system model using various approaches.
CO3: Apply queuing theory to various systems.
CO4: Generate data for simulation.
CO5: Model and analyze a given system using simulation tools.

Mapping of COs with POs and PSOs															
COs/POs & PSOs	POs												PSOs		
	1	2	3	4	5	6	7	8	9	10	11	12	1	2	3
CO1	1	2	3	1		2					1	1	3	2	1
CO2	1	2	3	1		2					1	1	3	2	1
CO3	1	2	3	1		2					1	1	3	2	1
CO4	1	2	3	1		2					1	1	3	2	1
CO5	1	2	3	1		2					1	1	3	2	1
CO/PO & PSO Average	1	2	3	1		2					1	1	3	2	1

1 – Slight, 2 – Moderate, 3 – Substantial

TEXT BOOKS:

1. Jerry Banks "Discrete-event system simulation", 5th edition Pearson Education, Harlow, 2009.
2. Fitzgerald, John, Larsen, PeterGorm, "Modeling Systems; Practical Tools and Techniques in software development", Cambridge University Press, 2009.

REFERENCES:

1. Hopcroft, John E, Motwani, Rajeev, Ullman, Seffrey D, "Introduction to automata theory, languages and computation", 3rd edition, Pearson/Dorling Kindersley, New Delhi, 2002.
2. Hamdy A Taha, "Operations Research an Introduction", 9th edition, Pearson/Prentice Hall, New jersey, 2007.
3. Donald Gross and Carl M. Harris, "Fundamentals of Queuing theory", 5th Edition, John Wiley and Sons, New York 2018



CMR342**OPTIMIZATION TECHNIQUES**

L	T	P	C
3	0	0	3

COURSE OBJECTIVES

1. To understand the concept in operation research
2. To learn about the linear programming
3. To understand the various methods in one dimensional and multi-dimensional
4. To obtain the knowledge in constrained and unconstrained problems
5. To understand the various methods in evolutionary programming

UNIT – I INTRODUCTION TO OPERATIONS RESEARCH 9

Introduction to Operations Research – assumptions of linear programming problems -
Formulations of linear programming problem – Graphical method

UNIT – II LINEAR PROGRAMMING 9

Solutions to LPP using simplex algorithm- Revised simplex method - primal dual relationships –
Dual simplex algorithm - Sensitivity analysis - Computer programming linear methods

UNIT – III ONE DIMENSIONAL AND MULTI-DIMENSIONAL 9

Introduction to descent methods – global convergence of decent algorithms – speed
convergence –Fibonacci method – golden section search method – steepest descent –
newton’s method –polynomial approximation method- computer programming in one
dimensional and multi-dimensional methods

UNIT – IV UNCONSTRAINED OPTIMIZATION FOR CONSTRAINED PROBLEMS 9

Lagrange method – inequality constraints – KKT conditions – quadratic programming –
geometric programming – separable linear programming – sequential linear programming –
feasible direction method

UNIT – V EVOLUTIONARY PROGRAMMING 9

Genetic Engineering – Genetic Operators – Reproduction – Crossover – Mutation – Selection –
Genetic Local Search – Simulated Annealing – Ant Colony Optimization – Particle Swarm
Optimization

TOTAL : 45 PERIODS**COURSE OUTCOMES**

At the end of the course students able to

- CO1: Knowledge on the concept in operation research
CO2: Recognize about the linear programming
CO3: Analyze the various methods in one dimensional and multi-dimensional
CO4: Knowledge in constrained and unconstrained problems
CO5: Apply the various methods in evolutionary programming

Mapping of COs with POs and PSOs																
COs/POs & PSOs	POs												PSOs			
	1	2	3	4	5	6	7	8	9	10	11	12	1	2	3	
CO1	2	1	2		1							1	2	3	1	
CO2	2	1	2		1							1	2	3	1	
CO3	2	1	2		1							1	2	3	1	
CO4	2	1	2		1							1	2	3	1	
CO5	2	1	2		1							1	2	3	1	
CO/PO & PSO Average	2	1	2		1							1	2	3	1	

1 – Slight, 2 – Moderate, 3 – Substantial

TEXT BOOKS:

1. Harvey M Wagner, Principles of Operations Research: Prentice Hall of India 2010
2. Hitler Libermann, Operations Research: McGraw Hill Pub. 2009
3. Pant J C, Introduction to Optimisation: Operations Research, Jain Brothers, Delhi, 2008

REFERENCES:

1. Pannerselvam, Operations Research: Prentice Hall of India 2010.
2. Taha H A, Operations Research, An Introduction, PHI, 2008
3. Singiresu S Rao, "Engineering Optimization: Theory and Practice", Wiley, 4th Edition, 2013.
4. David G.Luenberger, "Linear and Nonlinear Programming", Springer Publications, 3rd Edition, 2008.
5. Hamdy A Taha, "Operations Research – An Introduction", Pearson, 10th Edition, 2018.
6. Stephen Boyd, Lieven Vandenberghe, "Convex Optimization", Cambridge, 2016.
7. Bertsekas, Dimitri P. "Nonlinear Programming". 3rd Edition. Athena Scientific Press, Belmont, Massachusetts 2016



CMR343	IMMERSIVE TECHNOLOGIES AND HAPTICS	L	T	P	C
		3	0	0	3

COURSE OBJECTIVES:

1. To identify the terminologies of haptic devices.
2. To understand the structure of haptic system and to aware the tele-operation for various applications.
3. To acquire the knowledge on modelling for haptic system development relevant to the human.
4. To emphasize the significance of knowledge in virtual and augmented reality.
5. To know the concepts and hardware of mixed reality.

UNIT – I INTRODUCTION TO HAPTICS 8

Definition - Importance of Touch - Tactile Proprioception - Tactual Stereo Genesis - Kinesthetic Interfaces - Tactile Interfaces - Human Haptics - Overview of Existing applications - Basics of Force Feedback Devices - Kinesthetic Vs. Tactile Haptic Devices - Configurations of Kinesthetic Devices -Types of Kinesthetic Devices

UNIT – II KINESTHETIC HAPTIC DEVICES AND TELEOPERATION 10

Mechatronics in Haptics System - Haptic Kinematics - Haptic Dynamics - Existing Kinesthetic Devices -Haptic Device Static Rendering - Haptic Device Dynamic Rendering - Control of Haptic Devices - Stability Analysis of Haptic Devices - Stability Analysis of the Rendered Model -Passivity of the Rendered Model. Types of Sensors - Measurement of Haptic Parameters - Types of Actuators - Types of Transmission - Admittance Type Kinesthetic Device - Admittance Control - Comparison of Impedance and Admittance Type Devices - Genesis of Tele-Operation - Tele-Operation Controllers -Tele-Operator Transparency - Stability Analysis of Tele-operator - Tracking and Transparency - Surface Haptic - Exogenous Force Inputs.

UNIT – III HUMAN HAPTICS ITS PLATFORM 9

Introduction - Types of Haptic Sensing - Active vs. Passive Touch - Mechanoreception-Mechanoreceptive Afferents - Kinesthetic Sensing - Force Sensing and Proprioception-Introduction to Psychophysics - Measurement Thresholds - Laws of Psychophysics - Weber's Law - Fechner's Law - Fitt's Law - Psychophysical Methods of Limit, Constant Stimuli and Adjustment - Introduction to Virtual Reality Modelling Language (VRML) – Open Haptic Platform - OpenGL- Virtual Environment Manager - Modelling of Simple Haptic System.

UNIT – IV VIRTUAL AND AUGMENTED REALITY 9

The Reality – Virtuality Continuum - Virtual Reality Definitions - Software, Hardware, Sensation and Perception - Multi-Modal Interaction Challenges - System Architecture of Virtual Reality. Aspects of Geometrical Modelling and Environmental Modelling General Solution for Calculating Geometric & Illumination Consistency in the Augmented Environment. Usability Guidelines - Design and Implementation of an Immersive User Experience - Case Study for VR and AR.

UNIT – V MIXED REALITY 9

System Architecture of a Mixed Reality System - Common Interaction Techniques for Mixed Reality Environments - Common Navigation Techniques - Common Interface for MR - Menu Design Directions - Haptic Control Panel - Performance of an Interaction Techniques, Advanced Interaction Techniques, Design and Implementation of an Immersive User Experience - Case Study for MR.

TOTAL: 45 PERIODS

COURSE OUTCOMES

Upon successful completion of the course, students should be able to:

- CO1: Recognize the haptic technology and its concepts in various haptic systems.
CO2: Classify the elements of haptics system and tele-operation in detail.

CO3: Design and use the devices in human haptic applications.

CO4: Combine and build the virtual and augmented reality based models.

CO5: Develop the design and model the hardware of mixed reality.

Mapping of COs with POs and PSOs															
COs/POs & PSOs	POs												PSOs		
	1	2	3	4	5	6	7	8	9	10	11	12	1	2	3
CO1	2	1	2		1							2	2	3	1
CO2	2	1	2		1							2	2	3	1
CO3	2	1	2		1							2	2	3	1
CO4	2	1			1							2	2	3	1
CO5	2	1			1							2	2	3	1
CO/PO & PSO Average	2	1	1.2		1							2	2	3	1
1 – Slight, 2 – Moderate, 3 – Substantial															

TEXT BOOKS

1. Burdea, G. C. and P. Coffet. "Virtual Reality Technology", 3rd edition, Wiley-Interscience, Hoboken New Jersey, 2012.
2. Eckehard Steinbach et al, "Haptic Communications", Vol. 100, 4:937-956, 2012
3. Hannaford B and Okamura A. M "Haptics: Handbook of Robotics", Springer, pp. 718735, 2008.

REFERENCES

1. Kenneth Salisbury, Francois Conti and Federico Barbagli, "Haptic Rendering: IEEE Computer Graphics and Applications, v24 n2 (200403): 24-32, 2004.
2. Jean-Pierre Bresciani, Knut Drewing and Marc O. Ernst. "Human Haptic Perception and the Design of Haptic-Enhanced Virtual Environments: The Sense of Touch and Its Rendering", STAR 45, pp. 61–106, 2008.
3. MacLean K. E, "Haptic Interaction Design for Everyday Interfaces: Reviews of Human Factors and Ergonomics", 4:149194, 2008.
4. Weir D. W and Colgate J. E "Stability of Haptic Display: Haptic Rendering: Foundations, Algorithms, and Applications". AK Peters, 2008.
5. Sherman, William R. and Alan B. Craig. "Understanding Virtual Reality – Interface, Application, and Design" 2nd edition, Morgan Kaufmann, Cambridge U.S 2019.
6. Yuichi Ohta, Hideyuki Tamura, "Mixed Reality: Merging Real and Virtual Worlds", Springer Verlag, Berlin, 2014.

CMR344	COMPUTER VISION AND DEEP LEARNING	L	T	P	C
		3	0	0	3

COURSE OBJECTIVES:

1. To familiar the fundamentals of image processing and functioning of camera.
2. To appreciate 3 dimensional structure and motions.
3. To learn the visual servicing for robotic applications
4. To understand the fundamentals of Neural network
5. To appreciate and develop the deep learning networks for image processing

UNIT – I IMAGE FORMATION AND CAMERA CALIBRATION 9

Basics: Sampling Theorem – Numerical Differentiation – Singular Value Decomposition
 Introduction to Vision, Terminologies of Fields, Comparison of Biological and Computer Vision,
 Projective Geometry Basics, Modelling of Geometric Image Formation, Modelling of Camera
 Distortion, Camera Calibration, Methods of Camera Calibration, Estimation of Projection Matrix,
 Experimental Performance Assessment in Computer Vision.

UNIT – II 3-D STRUCTURE AND MOTION 9

Computational Stereopsis – Geometry, Parameters – Correspondence Problem, Epipolar
 Geometry, Essential Matrix And Fundamental Matrix, Eight Point Algorithm – Reconstruction by
 Triangulation, Visual Motion – Motion Field of Rigid Objects – Optical Flow – Estimation of
 Motion Field – 3D Structure and Motion from Sparse and Dense Motion Fields – Motion Based
 Segmentation – Image Processing.

UNIT – III ACTIVE AND ROBOT VISION 8

LIDAR - Construction, Working Principle, Specifications and Selection Criteria. Point Cloud
 Data Processing. Visual Tracking – Kalman Filtering – Visual SLAM, Solutions, Visual
 Servoing, Types and Architecture.

UNIT – IV INTRODUCTION TO NEURAL NETWORKS 8

Introduction to Neural Networks, Philosophy and Types of Networks, Back propagation,
 Numerical Problems for Back Propagation, Multi-Layer Perceptrons, Numerical Problems
 Based on Perceptron, Conventional Neural Networks vs. Deep Learning in the Context of
 Computer Vision, Loss Function, Optimization, Higher-Level Representations, Image Features,
 Stochastic Gradient Descent

UNIT – V DEEP LEARNING 10

Convolutional Neural Networks - Convolution, Pooling, Activation Functions, Initialization,
 Dropout, Batch Normalization, Deep Learning Hardware - CPU, GPU and TPU -Tuning Neural
 Networks, Best Practices, Training Neural Networks, Update Rules, Ensembles, Data
 Augmentation, Transfer Learning, Popular CNN Architectures for Image Classification –
 Alexnet, VGG, Resnet, , Inception, CNN Architectures for Object Detection – RCNN and Types
 – Yolo - Semantic Segmentation - FCN, Instance Segmentation - Mask RCNN – Deep Learning
 frameworks.

TOTAL: 45 PERIODS

COURSE OUTCOMES:

Upon successful completion of the course, students should be able to:

- CO1: Process and practice the basic images.
- CO2: Develop the 3-Dimensional structures and motions.
- CO3: Model the visual serving for robotic applications
- CO4: Acquire and practice the basic neural networks.
- CO5: Develop and train the deep learning networks for image processing.

Mapping of COs with POs and PSOs															
COs/POs & PSOs	POs												PSOs		
	1	2	3	4	5	6	7	8	9	10	11	12	1	2	3
CO1	2	1	2		1							2	2	3	1
CO2	2	1	2		1							2	2	3	1
CO3	2	1	2		1							2	2	3	1
CO4	2	1	2		1							2	2	3	1
CO5	2	1	2		1							2	2	3	1
CO/PO & PSO Average	2	1	2		1							2	2	3	1
1 – Slight, 2 – Moderate, 3 – Substantial															

TEXT BOOKS:

1. Boguslaw Cyganek, J. Paul Siebert, "An Introduction to 3D Computer Vision Techniques and Algorithms", 2nd edition, John Willey, 2017.
2. Davies E.R, "Computer and Machine Vision: Theory, Algorithm, Practicalities", 4th edition Academic Press, Elsevier, Waltham 2012.
3. Emanuele Trucco, Alessandro Verri, "Introductory Techniques for 3D Computer Vision", Prentice Hall, South Asia, 2006.

REFERENCES

1. Rafael C. Gonzales, Richard. E. Woods, "Digital Image Processing", 3rd edition, Gatesmark Publishing, Tennessee 2020.
2. Emanuele Trucco, Alessandro Verri, "Introductory Techniques for 3D Computer Vision", Prentice Hall, 1998.
3. Ian Goodfellow and YoshuaBengio and Aaron Courville, "Deep Learning", First Edition, MIT Press, 2018.
4. Forsyth and Ponce, "Computer Vision: A Modern Approach", 2nd edition Pearson, Harlow Uk 2015.



CMR345	OBJECT ORIENTED PROGRAMMING IN C++	L	T	P	C
		3	0	0	3

COURSE OBJECTIVES:

1. To understand the basics in OOPS and control structures
2. To Know about the various functions in C++
3. To obtain the knowledge in Constructors and Destructors
4. To understand the concepts in pointers, virtual functions and polymorphism
5. To aware of the modelling and abstraction models

UNIT – I PRINCIPLES OF OOPS AND CONTROL STRUCTURES 10

Object Oriented Programming Paradigm, Basic Concepts of Object Oriented Programming, Benefits of Object Oriented Programming, Object Oriented Languages, Applications of Object Oriented Programming, Beginning with C++, Tokens, Keywords, Identifiers and Constants, Data Types, Type Compatibility, Variables, Operators in C++, Implicit Conversions, Operator Overloading, Operator Precedence, Control Structures.

UNIT – II FUNCTIONS IN C++, CLASSES AND OBJECTS 9

The Main Function, Function Prototyping, Call by Reference, Return by Reference, Inline Functions, Function Overloading, Friend and Virtual Functions. Specifying a class, Member Functions, Arrays within a class, Static Member Functions, Arrays of Objects, Friendly Functions.

UNIT – III CONSTRUCTORS AND DESTRUCTORS, OPERATORS BOVERLOADING 9

Constructors, Parameterized Constructors, Copy Constructors, Dynamic Constructors, Destructors, Defining Operator Overloading, Overloading Operators, Rules for Overloading Operators, Type Conversions

UNIT – IV POINTERS, VIRTUAL FUNCTIONS AND POLYMORPHISM 9

Pointers, Pointers to Objects, this pointer, Pointer to Derived Classes, Virtual Functions, Classes for File Stream Operations, Opening and Closing a File, File Modes, File Pointers, Input Output Operations, Updating a File.

UNIT – V 9

Object Orientation O Development O Themes, Modelling, Abstraction Models.

TOTAL: 45 PERIODS

COURSE OUTCOMES

Upon successful completion of the course, students should be able to:

- CO1: Master the fundamental principles of OO programming, Master key principles in OO analysis, design, and development.
- CO2: Be familiar with the application of the Unified Modeling Language (UML) towards analysis and design
- CO3: Master common patterns in OO design and implement them
- CO4: Be familiar with alternative development processes and be familiar with group/team projects and presentations.
- CO5: Be exposed to technical writing and oral presentations.

Mapping of COs with POs and PSOs															
COs/POs & PSOs	POs												PSOs		
	1	2	3	4	5	6	7	8	9	10	11	12	1	2	3
CO1	3	2	1	1			1					1	1	2	1
CO2	3	2	1	1			1					1	1	2	1
CO3	3	2	1	1			1					1	1	2	1
CO4	3	2	1	1			1					1	1	2	1
CO5	3	2	1	1			1					1	1	2	1

CO/PO & PSO Average	1	1	1	1			1					1	1	2	1
1 – Slight, 2 – Moderate, 3 – Substantial															

REFERENCES

1. James Rumbaugh ,”Object Oriented Modelling and Design” , Pearson publication,1991
2. Robert Lafore ,”Object-oriented programming in Turbo C++”, Galgotia Publication,2004.
3. by E.Balagurusamy , ”Object-oriented programming with C++”, 8th Edition, TMH.,2021



OBJECTIVES:

- To understand the various applications of power electronic devices for conversion, control and conditioning of the electrical power and to get an overview of different types of power semiconductor devices and their dynamic characteristics.
- To understand the operation, characteristics and performance parameters of controlled rectifiers
- To study the operation, switching techniques and basic topologies of DC-DC switching regulators.
- To learn the different modulation techniques of pulse width modulated inverters and to understand harmonic reduction methods.
- To study the operation of AC voltage controller and various configurations of AC voltage controller.

UNIT I SWITCHING POWER SUPPLIES 9

MOSFET dynamic behavior - driver and snubber circuits - low power high switching frequency switching Power supplies, buck, boost, buck-boost converters – Isolated topologies – resonant converters - switching loss calculations and thermal design.

UNIT II INVERTERS 9

IGBT: Static and dynamic behavior - single phase half bridge and full bridge inverters - VSI :(1phase and three phase inverters square wave operation) - Voltage control of inverters single, multi pulse, sinusoidal, space vector modulation techniques– various harmonic elimination techniques-CSI

UNIT III UNCONTROLLED RECTIFIERS 9

Power Diode – half wave rectifier – mid-point secondary transformer based full wave rectifier – bridge rectifier – voltage doubler circuit – distortion factor – capacitor filter for low power rectifiers – LC filters – Concern for power quality – three phase diode bridge.

UNIT IV CONTROLLED RECTIFIERS 9

SCR-Two transistor analogy based turn- ON – turn ON losses – thermal protection – controlled converters (1 pulse, 2 pulse, 3 pulse, 6 pulse) - displacement factor – ripple and harmonic factor - power factor mitigation, performance parameters – effect of source inductance - inverter angle limit.

UNIT V AC PHASE CONTROLLERS 9

TRIAC triggering concept with positive and negative gate pulse triggering, TRIAC based phase controllers - various configurations for SCR based single and three phase controllers.

**TOTAL: 45
PERIODS**

COURSE OUTCOMES:

Upon the successful completion of the course, students will be able to:

CO1: Understand the operation of semiconductor devices and dynamic characteristics and to design & analyze the low power SMPS

CO2: Analyze the various uncontrolled rectifiers and design suitable filter circuits

CO3: Analyze the operation of the n-pulse converters and evaluate the performance parameters

CO4: Understand various PWM techniques and apply voltage control and harmonic elimination methods to inverter circuits.

CO5: Understand the operation of AC voltage controllers and its applications.

TEXT BOOKS:

1. Ned Mohan, T.M.Undeland, W.P.Robbins, "Power Electronics: Converters, applications and design", John Wiley and Sons, 3rd Edition (reprint), 2009
2. Rashid M.H., Power Electronics Circuits, Devices and Applications, Prentice Hall India, 3rd Edition, New Delhi, 2004.

REFERENCES:

1. Cyril. W.Lander, Power Electronics, McGraw Hill International, Third Edition, 1993.
2. P.S.Bimbhra, Power Electronics, Khanna Publishers, Third Edition 2003
3. Philip T.Krein, Elements of Power Electronics, Oxford University Press, 2013.
4. P.C.Sen, Power Electronics, Tata McGraw-Hill, 30th reprint, 2008.

MAPPING OF CO'S WITH PO'S AND PSO'S

	PO1	PO2	PO3	PO4	PO5	PO6	PO7	PO8	PO9	PO10	PO11	PO12	PSO1	PSO2	PSO3
CO1	3	3	3	3			2	1			3	3	3	3	3
CO2	3	3	3	3				1					3	3	3
CO3	3	3	3	3			2	1			2		3	3	3
CO4	3	3	3	3			1	1			2	3	3	3	3
CO5	3	3	3	3			1	1			2	3	3	3	3
Avg.	3	3	3	3			1.5	1			2.25	3	3	3	3



CMR358	COMPUTER ARCHITECTURE AND ORGANIZATION	L	T	P	C
		3	0	0	3

COURSE OBJECTIVES

1. To introduce the relevance of this course to the existing technology through demonstrations, case studies, simulations, contributions of scientist, national/international policies with a futuristic vision along with socio-economic impact and issues
2. To study the general purpose architecture for computer system.
3. To study the design of data path unit and control unit for ALU operation.
4. Understanding the concept of various memories.
5. To introduce the concept of interfacing and organization of multiple processors

UNIT – I INTRODUCTION 9

Computing and Computers, Evolution of Computers, VLSI Era, System Design- Register Level, Processor Level, CPU Organization, Data Representation, Fixed – Point Numbers, Floating Point Numbers, Instruction Formats, Instruction Types. Addressing modes.

UNIT – II DATA PATH DESIGN 9

Fixed Point Arithmetic, Addition, Subtraction, Multiplication and Division, Combinational and Sequential ALUs, Carry look ahead adder, Robertson algorithm, booth's algorithm, nonrestoring division algorithm, Floating Point Arithmetic, Coprocessor, Pipeline Processing, Pipeline Design, Modified booth's Algorithm.

UNIT – III CONTROL DESIGN 9

Hardwired Control, Micro programmed Control, Multiplier Control Unit, CPU Control Unit, Pipeline Control, Instruction Pipelines, Pipeline Performance, Superscalar Processing, Nano Programming.

UNIT – IV MEMORY ORGANIZATION 9

Random Access Memories, Serial - Access Memories, RAM Interfaces, Magnetic Surface Recording, Optical Memories, multilevel memories, Cache & Virtual Memory, Memory Allocation, Associative Memory.

UNIT – V SYSTEM ORGANIZATION 9

Communication methods, Buses, Bus Control, Bus Interfacing, Bus arbitration, IO and system control, IO interface circuits, Handshaking, DMA and interrupts, vectored interrupts, PCI interrupts, pipeline interrupts, IOP organization, operation systems, multiprocessors, fault tolerance, RISC and CISC processors, Superscalar and vector processor

TOTAL: 45 PERIODS

COURSE OUTCOMES

At the end of the course students able to

CO1: Comprehend and appreciate the significance and role of this course in the present contemporary world

CO2: Describe data representation, instruction formats and the operation of a digital computer.

CO3: Illustrate the data path unit and control unit for ALU operation.

CO4: Discuss about implementation schemes of control unit and pipeline performance.

CO5: Explain the concept of various memories, interfacing and organization of multiple processors and Discuss about the interrupts, I/Os and other components of the system.

Mapping of COs with POs and PSOs																
COs/POs & PSOs	POs												PSOs			
	1	2	3	4	5	6	7	8	9	10	11	12	1	2	3	
CO1	1	2	3	1		2					1	1	3	2	1	
CO2	1	2	3	1		2					1	1	3	2	1	
CO3	1	2	3	1		2					1	1	3	2	1	
CO4	1	2	3	1		2					1	1	3	2	1	
CO5	1	2	3	1		2					1	1	3	2	1	
CO/PO & PSO Average	1	2	3	1		2					1	1	3	2	1	
1 – Slight, 2 – Moderate, 3 – Substantial																

TEXT BOOKS:

1. John P. Hayes,, “Computer architecture and Organization”, Tata McGraw-Hill, 3 rd Edition, 1998.
2. V. Carl Hamacher, Zvonko G. Varanescic and Safat G. Zaky, “Computer Organisation”, 5th Edition, McGraw-Hill Inc, 1996.

REFERENCES:

1. Morris Mano, “Computer System Architecture”, Prentice-Hall ofIndia, 2000.
2. Behrooz Paraami, “Computer Architecture, From Microprocessor to Supercomputers”, Oxford University Press, Sixth impression, 2010.
3. P. PalChaudhuri, “Computer organization and design”, Prentice Hall of India, 2 nd Edition, 2007.
4. Miles J. Murdocca and Vincent P. Heuring, “Principles of Computer Architecture”, Prentice Hall, 2000.
5. William Stallings, “Computer Organization and Architecture, Designing for Performance”, Pearson Education, 8th Edition, 2010.

COURSE OBJECTIVES

1. To introduce virtual instrumentation concepts and applications.
2. To train to program virtual instrumentation software for biomedical applications
3. To understand the data acquisition and control in VI
4. To obtain the knowledge in instrument interfaces
5. To analyze the applications of VI in Bio Medical Engineering

UNIT – I INTRODUCTION**9**

History of Virtual Instrumentation (VI), advantages, block diagram and architecture of a v instrument, Programming paradigms – Virtual Instrumentation – Lab VIEW software – Lab \ basics – Lab VIEW environment.

UNIT – II VI USING LABVIEW**9**

Creating, Editing and debugging a VI in Lab VIEW – Creating a sub VI – Loops and charts – Case and sequence structures – File I/O – VI customization.

UNIT – III DATA ACQUISITION AND CONTROL IN VI**9**

Plug-in DAQ boards – Organization of the DAQ VI System – Performing analog input and analog output – Scanning multiple analog channels – Driving the digital I/Os – Buffered data acquisition – Simple problems

UNIT – IV INSTRUMENT INTERFACES**9**

Current loop, RS 232C/RS 485, GPIB, System basics, Interface basics: USB, PCMCIA, networking basics for office & industrial application VISA & IVI, image acquisition & processing, Motion Control. ADC, DAC, DIO, DMM, waveform generator.

UNIT – V APPLICATION OF VI IN BIOMEDICAL ENGINEERING**9**

Design of virtual applications for Electrocardiography (ECG), Electromyography (EMG), Air Flow and Lung Volume, Heart Rate variability analysis, Noninvasive Blood Pressure Measurement, Biofeedback, Virtual Reality & 3D graphical modeling, Virtual Prototyping.

TOTAL: 45 PERIODS**COURSE OUTCOMES**

At the end of the course students able to

CO1: To comprehend and appreciate the significance and role of this course in the present contemporary world.

CO2: Identify salient traits of a virtual instrument.

CO3: Understand the use of VI for data acquisition.

CO4: Experiment, analyze and document different types of interfaces.

CO5: Apply the virtual instrumentation technologies for medical applications

Mapping of COs with POs and PSOs																
COs/POs & PSOs	POs												PSOs			
	1	2	3	4	5	6	7	8	9	10	11	12	1	2	3	
CO1	1	2	1	1		2					1	1	3	2	1	
CO2	1	2	1	1		2					1	1	3	2	1	
CO3	1	2	1	1		2					1	1	3	2	1	
CO4	1	2	1	1		2					1	1	3	2	1	
CO5	1	2	1	1		2					1	1	3	2	1	
CO/PO & PSO Average	1	2	1	1		2					1	1	3	2	1	
1 – Slight, 2 – Moderate, 3 – Substantial																

TEXT BOOKS:

1. Gary Johnson, "LABVIEW Graphical Programming", McGraw Hill, 4th edition, 2006.
2. Lisa K. Wells and Jeffrey Travis, "LABVIEW for Everyone", PHI, 1997.
3. Skolkoff, "Basic concepts of LABVIEW 4", PHI, 1998.
4. Jerome, Jovitha, "Virtual Instrumentation and LABVIEW", PHI Learning, New Delhi, 1st Edition, 2010.
5. Sanjay Gupta and Joseph John, "Virtual Instrumentation using Lab VIEW", Tata Mc Graw – Hill Publishing Company Limited, New Delhi, 1st Edition, 2010.

REFERENCES:

1. Kevin James, "PC Interfacing and Data Acquisition: Techniques for Measurement, Instrumentation and Control", Newnes, 2003.
2. S. Gupta, J.P. Gupta, "PC Interfacing for Data Acquisition and Process Control", ISA, 2nd Edition, 1994.
3. Technical Manuals for DAS Modules of Advantech and National Instruments.
4. Jon B. Olansen, Eric Rosow, "Virtual Bio-Instrumentation: Biomedical, Clinical, and Healthcare Applications in Lab VIEW" Pearson Education, 2001.



COURSE OBJECTIVES:

1. To study the various types wired protocols for electronic system.
2. To know the various types wireless protocols for electronic system.
3. To aware the various industrial wired protocols in automation.
4. To study the various types wireless protocols for industrial automation.
5. To develop the wired and wireless functions of various protocols.

UNIT – I WIRED BUSES AND PROTOCOLS**9**

Wireless - Wired Networks Comparison - Serial Communication Protocols - RS232-UART-SPI - I2C –UNI/O Bus -1 Wire -Camera Link - Parallel Communication -PPI - Wishbone Bus – AMBA – JTAG - Fireware IEEE 1394 Bus - Ethernet Overview - RS485

UNIT – II WIRELESS PROTOCOLS**9**

Antenna Technology- Network Topologies - Wireless Local Area Networks (WLAN) - Wireless Personal Area Networks (WPAN) - Wimedia – Wimax - RF – Bluetooth- Wi-Fi – Zigbee – Wireless Industrial Automation Protocols.

UNIT – III INDUSTRIAL AND AUTONOMOUS SYSTEMS WIRED NETWORKS**9**

Overview of Industrial Wired Networks – Terminal Bus- Modbus - HART Network - Mechatrolink-II – EtherCAT- Sercos II/III – CAN- Canopen - Modbus IDA-PROFINET- PROFIBUS-Ethernet/IP- Ethernet Powerlink- AG Automation and Drives (AS-I) - Device Net

UNIT – IV INDUSTRIAL WIRELESS NETWORKS**9**

Overview of Industrial Wireless Networks - IWLAN - ISA100 Standards – Remote Networks- Controller-Based Networks - Wireless HART Technology - 3G/4G for Automation – RFID Data Tags.

UNIT – V APPLICATION OF COMMUNICATION PROTOCOLS**9**

Wired Machine Networking of Sub-elements and Machines - Wireless Machine Networking of Sub-elements and Machines – Networking of Industry - Communication Network Layout Design - Networking for TIA- Cloud Computing – IOT - Case Studies in Automation Applications.

TOTAL: 45 PERIODS**COURSE OUTCOMES**

Upon successful completion of the course, students should be able to:

CO1: Design wired protocols for electronic system.

CO2: Use wireless protocols for electronic system.

CO3: Practice industrial wired protocols in automation.

CO4: Select wireless protocols for industrial automation.

CO5: Demonstrate the wired and wireless functions of various protocols in application development.

Mapping of COs with POs and PSOs															
COs/POs & PSOs	POs												PSOs		
	1	2	3	4	5	6	7	8	9	10	11	12	1	2	3
CO1	3	2	1	1						1		1	1	1	3
CO2	3	2	1	1						1		1	1	1	3
CO3	3	2	1	1						1		1	1	1	3
CO4	3	2	1	1						1		1	1	1	3
CO5	3	2	1	1						1		1	1	1	3
CO/PO & PSO Average	3	2	1	1						1		1	1	1	3

1 – Slight, 2 – Moderate, 3 – Substantial

TEXT BOOKS

1. Borko Furht, "Encyclopaedia of Wireless and Mobile Communications - Three Volume Set", CRC Press, 2012.
2. Dick Caro, "Wireless Networks for Industrial Automation", 2014.

REFERENCES

1. MMC-SD SERCOS Drive, "G&L Motion Control", Hardware Manual, 2005.
2. Olaf Pfeiffer, Andrew Ayre and Christian Keydel, "Embedded Networking with CAN and CANopen", Copperhill Technologies Corporation, 2016.
3. Richard Zurawski, "Industrial Communication Technology", CRC Press, 2017.
4. Siemens IK, "Industrial Ethernet: IEEE 802.3", 2005.
5. Wolfram Behardt and Jorg Wollert, "The wireless B: Evolution and Communication", Stetue Germany, 2016.



COURSE OBJECTIVES:

1. To introduce the basics in motion control system
2. To knowledge about on architecture of motion control system
3. To understand the features and specifications in motion control drives
4. To learn about intelligent motors and integrated drive
5. To ability to know about the programming of motion controller

UNIT – I INTRODUCTION MOTION CONTROL SYSTEMS 9

Introduction to Motion Control System - Dynamic System Modeling - Control System Design Fundamentals – Parameters in Control – Actuators and Measurement in Motion Control Systems -Multi-Body Dynamics – Need for Motion Controller – Specification of Motion Control

UNIT – II ARCHITECTURE OF MOTION CONTROL SYSTEM 9

Introduction to Motion Controller – Programmable Automation Controllers – Features & Specification of Motion Controllers – Digital I/O – Analog I/O – Standards in I/O – I/O Specific to Sensors – Modular and Expansion Concepts - Drives

UNIT – III MOTION CONTROL DRIVES 9

Programmable Automation Controllers – Features & Specification of Motion Controllers – Digital I/O – Analog I/O – Standards in I/O – I/O Specific to Sensors – Modular and Expansion Concepts - Drives

UNIT – IV INTELLIGENT MOTORS WITH INTEGRATED DRIVE 9

Intelligent motors – intelligent drives – features of drives – programmable I/Os- communication protocols – features – Software - Programming – current, position and speed loops – Application in robots and portable systems

UNIT – V PROGRAMMING OF MOTION CONTROLLER 9

IEC 61131 standards and Its Programming Languages overview- CoDeSys Platform - status Diagram – PLC Open - Motion Planer - PID - Servo Tuning – Position- velocity, Acceleration and Torque Profiling – CAM Profiling – Multi- Axis Motion Controllers – CNC Machines – Robot case study

TOTAL: 45 PERIODS**COURSE OUTCOMES**

Upon successful completion of the course, students should be able to:

- CO 1: Know about the basics in motion control system
- CO 2: Obtain the knowledge on architecture of motion control system
- CO 3: Analyze the features and specifications in motion control drives
- CO 4: Obtain the concepts about on intelligent motors and integrated drive
- CO 5: Understand the knowledge about the programming of motion controller

Mapping of COs with POs and PSOs																
COs/POs PSOs	&	POs											PSOs			
		1	2	3	4	5	6	7	8	9	10	11	12	1	2	3
CO1		3	2	1	1								1			3
CO2		3	2	1	1								1			3
CO3		3	2	1	1								1			3
CO4		3	2	1	1								1			3
CO5		3	2	1	1								1			3
CO/PO & PSO Average																

1 – Slight, 2 – Moderate, 3 – Substantial

TEXT BOOKS:

1. M. Nakamura .S. Gata & N. Kyura, Mechatronic Servo System Control, Springer, 2004.
2. Sabanovic Asif, Motion Control Systems, John Wiley & Sons Inc, 2011

REFERENCES

1. Model 4000 indexer user Guide, Parker Hannifin Corporation, 1994.
2. 2-Axis Motion Controller User Guide, Parker Hannifin Corporation, 1995.
3. Operating instructions Compax3 T30 Programmable motion control according to IEC61131-3, Parker Hannifin Corporation, 2008.
4. Programming with Easy Motion Studio – User's Manual, online, technosoftmotion.com.
5. Technical Reference, IPOS4808 BX-CAT-STO Intelligent Servo Drive for Step, DC, Brushless DC and AC Motors, Techno soft, 2022.



COURSE OBJECTIVES:

1. To gain knowledge in automation in industries.
2. To gain knowledge in various electrical and electronic programmable automations and their applications.
3. To know about the basic in SCADA and DCS systems.
4. To gain knowledge in communication protocols in an integrated system
5. To know about the advanced in automation industries

UNIT – I TOTALLY INTEGRATED AUTOMATION 9

Need, components of TIA systems, advantages, Programmable Automation Controllers (PAC), Vertical Integration structure.

UNIT – II HUMAN MACHINE INTERFACE (HMI) 9

Necessity and Role in Industrial Automation, Need for HMI systems. Types of HMI- Text display - operator panels - Touch panels - Panel PCs - Integrated displays (PLC & HMI).

UNIT – III SUPERVISORY CONTROL AND DATA ACQUISITION (SCADA) 9

Overview – Developer and runtime packages – architecture – Tools – Tag – Internal & External graphics, Alarm logging – Tag logging – structured tags– Trends – history– Report generation, VB & C Scripts for SCADA application.

UNIT – IV COMMUNICATION PROTOCOLS OF SCADA 9

Proprietary and open Protocols – OLE/OPC- UPC UA/DA – DDE – Server/Client Configuration – Messaging – Recipe – User administration – Interfacing of SCADA with PLC, drive, and other field device

UNIT – V DISTRIBUTED CONTROL SYSTEMS (DCS) 9

DCS – architecture – local control unit- programming language – communication facilities – operator interface – engineering interfaces. APPLICATIONS OF PLC & DCS: Case studies of Machine automation, Process automation, Introduction to SCADA Comparison between SCADA and DCS.

TOTAL: 45 PERIODS

COURSE OUTCOMES

Upon successful completion of the course, students should be able to:

- CO 1: Knowledge of PLC & PAC automation
- CO 2: Knowledge in HMI systems and to integrate it with other systems.
- CO 3: Ability to apply SCADA and usage of C programming for report generation
- CO 4: Acquiring information's on communication protocols in automation systems
- CO 5: Ability to design and develop automatic control system using distributed control systems.

Mapping of COs with POs and PSOs															
COs/POs & PSOs	POs												PSOs		
	1	2	3	4	5	6	7	8	9	10	11	12	1	2	3
CO1	3	2	1	1			2					1	2	1	3
CO2	3	2	1	1			2					1	2	1	3
CO3	3	2	1	1			2					1	2	1	3
CO4	3	2	1	1			2					1	2	1	3
CO5	3	2	1	1			2					1	2	1	3
CO/PO & PSO Average	3	2	1	1			2					1	2	1	3

1 – Slight, 2 – Moderate, 3 – Substantial

TEXT BOOKS:

1. John. W. Webb& Ronald A. Reis, "Programmable logic controllers: Principles and Applications", Prentice Hall India, 2009.
2. Michael P. Lukas, "Distributed Control systems", "Van Nostrand Reinhold Company"1995 .

REFERENCES:

1. Win C C Software Manual, Siemens, 2003
2. RS VIEW 32 Software Manual, Allen Bradley, 2005
3. CIMPLICITY SCADA Packages Manual, Fanuc India Ltd, 2004



COURSE OBJECTIVES:

1. To understand the basics concepts in digital twin
2. To Introduce the concepts in digital twin in a discrete Industry
3. To Introduce the concepts in digital twin in a process Industry
4. To obtain the knowledge in industry 5.0
5. To know about the advantages in industry 5.0

UNIT – I INTRODUCTION**9**

Digital twin – Definition, types of Industry and its key requirements, Importance, Application of Digital Twin in process, product, service industries, History of Digital Twin, DTT role in industry innovation, Technologies/tools enabling Digital Twin – Virtual CAD Models – control Parameters- Real time systems – control Parameters – Handshaking Through Internet – cyber physical systems

UNIT – II DIGITAL TWIN IN A DISCRETE INDUSTRY**9**

Basics of Discrete Industry, Trends in the discrete industry, control system requirements in a discrete industry, Digital Twin of a Product, Digital Thread in Discrete Industry, Data collection & analysis for product & production improvements, Automation simulation, Digital Enterprise

UNIT – III DIGITAL TWIN IN A PROCESS INDUSTRY**9**

Basics of Process Industry, Trends in the process industry, control system requirements in a process industry, Digital Twin of a plant, Digital Thread in process Industry, Data collection and analysis for process improvements, process safety, Automation simulation, Digital Enterprise

UNIT – IV INDUSTRY 5.0**9**

Industrial Revolutions, Industry 5.0 – Definition, principles, Application of Industry 5.0 in process & discrete industries, Benefits of Industry 5.0, challenges in Industry 5.0, Smart manufacturing, Internet of Things 5.0, Industrial Gateways, Basics of Communication requirements – cognitive systems 5.0

UNIT – V ADVANTAGES OF DIGITAL TWIN**9**

Improvement in product quality, production process, process Safety, identify bottlenecks and improve efficiency, achieve flexibility in production, continuous prediction and tuning of production process through Simulation, reducing the time to market.

TOTAL: 45 PERIODS**COURSE OUTCOMES**

Upon successful completion of the course, students should be able to:

CO 1: Analyze the basics concepts in digital twin

CO 2: Recognize the concepts in digital twin in a discrete Industry

CO 3: Recognize the concepts in digital twin in a process Industry

CO 4: Obtain the knowledge in industry 5.0

CO 5: Apply the advantages in industry 5.0 with various applications

Mapping of COs with POs and PSOs																
COs/POs & PSOs	POs												PSOs			
	1	2	3	4	5	6	7	8	9	10	11	12	1	2	3	
CO1	1	2	1	2	1						1	2	1	3	1	
CO2	1	2	1	2	1						1	2	1	3	1	
CO3	1	2	1	2	1						1	2	1	3	1	
CO4	1	2	1	2	1						1	2	1	3	1	
CO5	1	2	1	2	1						1	2	1	3	1	
CO/PO & PSO Average	1	2	1	2	1						1	2	1	3	1	
1 – Slight, 2 – Moderate, 3 – Substantial																

TEXT BOOKS:

1. Alp Ustundag and Emre Cevikcan, "Industry 4.0: Managing The Digital Transformation", Springer Series in Advanced Manufacturing., Switzerland, 2018
2. Andrew Yeh Chris Nee, Fei Tao, and Meng Zhang, "Digital Twin Driven Smart Manufacturing", Elsevier Science., United States, 2019

REFERENCES:

1. Uthayan Elangovan, Industry 5.0: The Future of the Industrial Economy, CRC Press, 2022.
2. Alasdair Gilchrist, "Industry 4.0: The Industrial Internet of Things", Apress., United States ,2015.
3. Christoph Jan Bartodziej, "The Concept Industry 4.0 an Empirical Analysis of Technologies and Applications in Production Logistics", Springer Gambler., Germany, 2017.
4. Ibrahim Garbie, "Sustainability in Manufacturing Enterprises, Concepts, analyses and assessments for Industry 4.0", Springer., Switzerland, 2016.
5. Ronald R. Yager and Jordan Pascual Espada, "New Advances in the Internet of Things", Springer., Switzerland, 2018
6. Ulrich Sendler, "The Internet of Things, Industries 4.0 Unleashed", Springer., Germany, 2018



COURSE OBJECTIVES:

1. To introduce the basic of avionics and its need for civil and military aircrafts
2. To impart knowledge about the avionic architecture and various avionics data buses
3. To gain more knowledge on various avionics subsystems
4. To understand the concepts of navigation systems.
5. To gain knowledge on auto pilot system

UNIT I INTRODUCTION TO AVIONICS 9

Need for avionics in civil and military aircraft and space systems – integrated avionics and weapon systems – typical avionics subsystems, design, technologies – Introduction to digital computer and memories.

UNIT II DIGITAL AVIONICS ARCHITECTURE 9

Avionics system architecture – data buses – MIL-STD-1553B – ARINC – 420 – ARINC – 629.

UNIT III FLIGHT DECKS AND COCKPITS 9

Control and display technologies: CRT, LED, LCD, EL and plasma panel – Touch screen – Direct voice input (DVI) – Civil and Military Cockpits: MFDS, HUD, MFK, HOTAS.

UNIT IV INTRODUCTION TO NAVIGATION SYSTEMS 9

Radio navigation – ADF, DME, VOR, LORAN, DECCA, OMEGA, ILS, MLS – Inertial Navigation Systems (INS) – Inertial sensors, INS block diagram – Satellite navigation systems – GPS.

UNIT V AIR DATA SYSTEMS AND AUTO PILOT 9

Air data quantities – Altitude, Air speed, Vertical speed, Mach Number, Total air temperature, Mach warning, Altitude warning – Auto pilot – Basic principles, Longitudinal and lateral auto pilot.

TOTAL: 45 PERIODS**COURSE OUTCOMES:****Students able to**

- CO1** Built Digital avionics architecture.
- CO2** Design Navigation system.
- CO3** Integrate avionics systems using data buses.
- CO4** Analyze the performance of various cockpit display technologies.
- CO5** Design autopilot for small aircrafts using MATLAB.

TEXT BOOKS:

1. Albert Helfrick.D., "Principles of Avionics", Avionics Communications Inc., 2004
2. Collinson.R.P.G. "Introduction to Avionics", Chapman and Hall, 1996.

REFERENCES:

1. Middleton, D.H., Ed., "Avionics systems, Longman Scientific and Technical", Longman Group UK Ltd., England, 1989.
2. Pallet.E.H.J., "Aircraft Instruments and Integrated Systems", Pearsons, Indian edition 2011.
3. Spitzer, C.R. "Digital Avionics Systems", Prentice-Hall, Englewood Cliffs, N.J.,U.S.A. 1993.
4. Spitzer. C.R. "The Avionics Hand Book", CRC Press, 2000

MAPPING OF COS AND POS:

CO's	PO's												PSO's		
	1	2	3	4	5	6	7	8	9	10	11	12	1	2	3
1	3	-	-	-		-	-	-	-	-	-	-	2	-	-
2	3	-	1	-	1	-	-	-	-	-	-	-	2	1	-
3	3	-	-	-	1	-	-	-	-	1	-	-	2	-	-
4	3	-	-	-	1	-	-	-	-	1	-	-	2	-	-
5	3	-	1	1	1	-	-	-	-	-	-	-	2	1	-
AVg.	3	-	2	1	1	-	-	-	-	1	-		2	1	-

COURSE OBJECTIVES:

1. To introduce the mathematical modeling of systems, open loop and closed loop systems and analyses in time domain and frequency domain.
2. To impart the knowledge on the concept of stability and various methods to analyze stability in both time and frequency domain.
3. To introduce sampled data control system.
4. To explain the concept of stability.
5. To understand about digital controllers.

UNIT I INTRODUCTION**9**

Historical review, Simple pneumatic, hydraulic and thermal systems, Series and parallel system, Analogies, mechanical and electrical components, Development of flight control systems.

UNIT II OPEN AND CLOSED LOOP SYSTEMS**9**

Feedback control systems – Control system components - Block diagram representation of control systems, Reduction of block diagrams, Signal flow graphs, Output to input ratios.

UNIT III CHARACTERISTIC EQUATION AND FUNCTIONS**9**

Laplace transformation, Response of systems to different inputs viz., Step impulse, pulse, parabolic and sinusoidal inputs, Time response of first and second order systems, steady state errors and error constants of unity feedback circuit.

UNIT IV CONCEPT OF STABILITY**9**

Necessary and sufficient conditions, Routh-Hurwitz criteria of stability, Root locus and Bode techniques, Concept and construction, frequency response.

UNIT V SAMPLED DATA SYSTEMS**9**

Z-Transforms Introduction to digital control system, Digital Controllers and Digital PID controllers

TOTAL: 45 PERIODS**COURSE OUTCOMES:****Students able to**

- CO1** Apply mathematical knowledge to model the systems and analyse the frequency domain.
- CO2** Check the stability of the both time and frequency domain.
- CO3** Solve simple pneumatic, hydraulic and thermal systems, Mechanical and electrical component analogies-based problems.
- CO4** Solve the Block diagram representation of control systems, Reduction of block diagrams, Signal flow graph and problems based on it.
- CO5** Explain the digital control system, Digital Controllers and Digital PID Controllers.

TEXT BOOKS:

1. Azzo, J.J.D. and C.H. Houpis Feedback control system analysis and synthesis, McGraw-Hill international 3rs Edition, 1998.
2. OGATO, Modern Control Engineering, Prentice-Hall of India Pvt. Ltd., New Delhi, 1998.

REFERENCES:

1. Houpis, C.H. and Lamont, G.B. "Digital control Systems", McGraw Hill Book co., New York, U.S.A. 1995.
2. Kuo, B.C. "Automatic control systems", Prentice-Hall of India Pvt. Ltd., New Delhi, 1998.
3. Naresh K Sinha, "Control Systems", New Age International Publishers, New Delhi, 1998.

MAPPING OF COS AND POS:

CO's	PO's												PSO's		
	1	2	3	4	5	6	7	8	9	10	11	12	1	2	3
1	3	1	-	-	-	-	-	-	-	-	-	1	1	-	-
2	3	1	-	1	-	-	-	-	-	-	-	1	1	-	-
3	3	1	2	1	2	-	-	-	-	-	-	1	1	-	-
4	3	1	2	1	2	-	-	-	-	-	-	1	1	-	-
5	3	1	-	-	-	-	-	-	-	-	-	1	1	-	-
AVg.	3	1	2	1	2	-	-	-	-	-	-	1	1	-	-



COURSE OBJECTIVES:

1. To learn about the aircraft equations of motion and method of linearization.
2. To learn about the operating principle of guidance law.
3. To study about the augmentation systems.
4. To study longitudinal stability and to design the longitudinal autopilot.
5. To study lateral stability and to design the lateral autopilot.

UNIT I INTRODUCTION**8**

Introduction to Guidance and control - Definition, Historical background – Coordinate Frame - Equations of motion – Linearization..

UNIT II AUGMENTATION SYSTEMS**9**

Need for automatic flight control systems, Stability augmentation systems, control augmentation systems, Design of Limited authority and Full Authority Augmentation systems - Gain scheduling concepts.

UNIT III LONGITUDINAL AUTOPILOT**9**

Displacement Autopilot -Pitch Orientation Control system, Acceleration Control System, Glide Slope Coupler and Automatic Flare Control and Flight path stabilization, Longitudinal control law design using back stepping algorithm.

UNIT IV LATERAL AUTOPILOT**9**

Damping of the Dutch Roll, Methods of Obtaining Coordination, Yaw Orientation Control system, turn compensation, Automatic lateral Beam Guidance. Introduction to Fly-by-wire flight control systems, Lateral control law design using back stepping algorithm.

UNIT V MISSILE AND LAUNCH VEHICLE GUIDANCE**9**

Operating principles and design of guidance laws, homing guidance laws- short range, Medium range and BVR missiles, Launch Vehicle- Introduction, Mission requirements, Implicit guidance schemes, Explicit guidance, Q guidance schemes

TOTAL: 45 PERIODS**COURSE OUTCOMES:****Students able to**

- CO1** Explain the equations governing the aircraft dynamics and the process of linearizing them.
- CO2** Define the various guidance schemes and requirements for aircrafts and missiles.
- CO3** Apply the principle of stability and control augmentation systems.
- CO4** Analyse the oscillatory modes and methods of suppressing them
- CO5** Design the controller for lateral, longitudinal and directional control of aircrafts.

TEXT BOOKS:

1. Blakelock, J. H., "Automatic Control of Aircraft and Missiles", 2nd Ed., John Wiley & Sons, 1990.
2. Collinson R.P.G, 'Introduction to Avionics', Chapman and Hall, India, 1996.
3. Garnel. P. & East. D. J, 'Guided Weapon control systems', Pergamon Press, Oxford, 1977.

REFERENCES:

1. Michael V. Cook 'Flight Dynamics Principles: A Linear Systems Approach to Aircraft Stability and Control', Elsevier, 2010.
2. Nelson R.C, 'Flight stability & Automatic Control', McGraw Hill, 1989.
3. Pierre T. Kabamba, Anouck R. Girard. 'Fundamentals of Aerospace Navigation and Guidance', Cambridge university press, 2014.

MAPPING OF COS AND POS:

CO's	PO's												PSO's		
	1	2	3	4	5	6	7	8	9	10	11	12	1	2	3
1	3	1	2	-	-	-	-	-	-	-	-	1	2	-	-
2	3	1	1	-	-	-	-	-	-	-	-	1	2	-	-
3	3	1	-	1	-	-	-	-	-	-	-	1	2	-	-
4	3	1	1	-	1	-	-	-	-	-	-	1	2	-	-
5	3	1	2	1	1	-	-	-	-	-	-	1	2	-	-
AVg.	3	1	1.5	1	1	-	-	-	-	-	-	1	2	-	-



MAPPING OF COS AND POS:

CO/PO	1	2	3	4	5	6	7	8	9	10	11	12	PSO1	PSO2	PSO3
1	2	2	3	3	2	2	2	2	1	3	1	2	3	1	1
2	3	3	3	2	2	1	1	1	1	1	3	1	3	1	1
3	3	2	2	2	2	1	2	1	2	3	2	1	3	1	1
4	3	3	3	3	3	1	2	1	2	3	1	1	3	1	1
5	3	3	2	2	2	1	1	1	2	3	1	2	3	1	1
	2.8	2.6	2.6	2.4	2.2	1.7	1.6	1.2	1.6	2.6	1.6	1.4	3	1	1



COURSE OBJECTIVES:

1. To expose students to concepts needed in modelling and analysing an unmanned system.
2. To expose students to the design and development of UAV.
3. To expose students to the type of payloads used in UAV.
4. To study path planning
5. To understand the avionics hardware used in the UAV

UNIT I INTRODUCTION TO UAV**9**

History of UAV –classification – Introduction to Unmanned Aircraft Systems--models and prototypes – System Composition-applications

UNIT II THE DESIGN OF UAV SYSTEMS**9**

Introduction to Design and Selection of the System- Aerodynamics and Airframe Configurations- Characteristics of Aircraft Types- Design Standards and Regulatory Aspects-UK,USA and Europe- Design for Stealth--control surfaces-specifications.

UNIT III AVIONICS HARDWARE**9**

Autopilot – AGL-pressure sensors-servos-accelerometer –gyros-actuators- power supply-processor, integration, installation, configuration, and testing

UNIT IV COMMUNICATION PAYLOADS AND CONTROLS**9**

Payloads-Telemetry-tracking-Aerial photography-controls-PID feedback-radio control frequency range –modems-memory system-simulation-ground test-analysis-trouble shooting

UNIT V THE DEVELOPMENT OF UAV SYSTEMS**9**

Waypoints navigation-ground control software- System Ground Testing- System In-flight Testing- Future Prospects and Challenges-Case Studies – Mini and Micro UAVs.

TOTAL: 45 PERIODS**COURSE OUTCOMES:**

Students able to

- CO1 Design UAV system
- CO2 Prepare preliminary design requirements for an unmanned aerial vehicle.
- CO3 Identify different hardware for UAV
- CO4 Perform system testing for unmanned aerial vehicles.
- CO5 Design micro aerial vehicle systems by considering practical limitations.

TEXT BOOKS:

1. Paul G Fahlstrom, Thomas J Gleason, "Introduction to UAV Systems", UAV Systems, Inc, 1998
2. Reg Austin "Unmanned Aircraft Systems UAV design, development and deployment", Wiley, 2010.

REFERENCES:

1. Dr. Armand J. Chaput, "Design of Unmanned Air Vehicle Systems", Lockheed Martin Aeronautics Company, 2001
2. Kimon P. Valavanis, "Advances in Unmanned Aerial Vehicles: State of the Art and the Road to Autonomy", Springer, 2007
3. Robert C. Nelson, Flight Stability and Automatic Control, McGraw-Hill, Inc, 1998.

MAPPING OF COS AND POS:

CO's	PO's												PSO's		
	1	2	3	4	5	6	7	8	9	10	11	12	1	2	3
1	3	1	1	2	-	-	-	-	-	-	-	1	1	-	-
2	2	-	-	-	-	1	-	-	-	-	-	-	2	-	-
3	2	3	1	-	-	1	-	-	-	-	-	1	1	1	-
4	3	2	-	-	-	1	1	-	-	-	-	-	1	1	-
5	2	-	1	1	3	-	-	-	1	-	-	1	-	-	-
AVg.	2.4	2	1	1.5	3	0.6	1	-	1	-	-	1	1.2	1	-



COURSE OBJECTIVES:

1. To introduce students to the basic concepts of payloads in UAV.
2. To understand the various sensor system of an UAV.
3. To introduce with the concepts of data algorithms and architectures.
4. To introduce the concepts of artificial neural networks.
5. To expose students to the concept of fuzzy logic.

UNIT-I PAYLOAD FOR UAV**9**

Introduction – Types – Non-dispensable Payloads - Electro-optic Payload Systems - Electro-optic Systems Integration - Radar Imaging Payloads - Other Non-dispensable Payloads - Dispensable Payloads - Payload Development.

UNIT-II SENSOR**9**

Data fusion applications to multiple sensor systems - Selection of sensors - Benefits of multiple sensor systems - Influence of wavelength on atmospheric attenuation - Fog characterization - Effects of operating frequency on MMW sensor performance - Absorption of MMW energy in rain and fog - Backscatter of MMW energy from rain - Effects of operating wavelength on IR sensor performance - Visibility metrics - Atmospheric and sensor system computer simulation models

UNIT-III DATA FUSION ALGORITHMS AND ARCHITECTURES**9**

Definition of data fusion - Level 1 processing - Detection, classification, and identification algorithms for data fusion - State estimation and tracking algorithms for data fusion - Level 2, 3, and 4 processing - Data fusion processor functions - Definition of an architecture - Data fusion architectures - Sensor-level fusion - Central-level fusion - Hybrid fusion

UNIT-IV ARTIFICIAL NEURAL NETWORKS**9**

Applications of artificial neural networks - Adaptive linear combiner - Linear classifiers - Capacity of linear classifiers - Nonlinear classifiers - Madaline - Feedforward network - Capacity of nonlinear classifiers - Supervised and unsupervised learning - Supervised learning rules - Voting Logic Fusion

UNIT-V FUZZY LOGIC AND FUZZY NEURAL NETWORKS**9**

Conditions under which fuzzy logic provides an appropriate solution - Illustration of fuzzy logic in an automobile antilock braking system - Basic elements of a fuzzy system - Fuzzy logic processing - Fuzzy centroid calculation

TOTAL: 45 PERIODS**COURSE OUTCOMES:**

Students will be able to

- | | |
|-----|---|
| CO1 | Calculate the payloads in UAV. |
| CO2 | Explain the concepts sensor systems. |
| CO3 | Predict the data fusion algorithms and architectures. |
| CO4 | Learn the basics neural network systems |
| CO5 | Design various network schemes. |

TEXT BOOKS:

1. Reg Austin Aeronautical Consultant, AJohn "Unmanned aircraft systems UAVs design, development and deployment" Wiley and Sons, Ltd., Publication,2010
2. David L. Hall, Sonya A. H. McMullen "Mathematical Techniques in Multi-sensor Data Fusion", by Artech, 2004
3. Martin Liggins II David Hall, James "Handbook of Multisensor Data Fusion: Theory and Practice", Second Edition (Electrical Engineering & Applied Signal Processing Series), 2008.

REFERENCES:

1. Lawrence A. Klein, "Sensor and Data Fusion: A Tool for Information Assessment and Decision Making", Second Edition, SPIE Press, 2013.
2. Jitendra R. Raol, "Multi-Sensor Data Fusion with MATLAB", CRC Press, 2010.

MAPPING OF COS AND POS:

CO's	PO's												PSO's		
	1	2	3	4	5	6	7	8	9	10	11	12	1	2	3
1	3	1	-	-	-	-	-	-	-	-	-	1	2	-	-
2	3	1	2	-	-	-	-	-	1	-	-	1	1	2	-
3	3	1	-	1	-	-	-	-	-	-	-	1	2	2	-
4	3	1	1	-	1	-	-	-	-	-	-	1	-	2	-
5	3	1	2	1	1	-	-	-	-	-	-	1	2	-	-
AVg.	3	1	1.6	1	1	-	-	-	1	-	-	1	1.7	2	-



COURSE OBJECTIVES:

1. To introduce the basic building blocks of linear integrated circuits
2. To learn the linear and non-linear applications of operational amplifiers
3. To introduce the theory and applications of analog multipliers and PLL
4. To learn the theory of ADC and DAC
5. To introduce the concepts of waveform generation and introduce some special function ICs

UNIT – I BASICS OF OPERATIONAL AMPLIFIERS 9

Current mirror and current sources, Current sources as active loads, Voltage sources, Voltage References, BJT Differential amplifier with active loads, Basic information about op-amps – Ideal Operational Amplifier – General operational amplifier stages -and internal circuit diagrams of IC 741, DC and AC performance characteristics, slew rate, Open and closed loop configurations – JFET Operational Amplifiers – LF155 and TL082.

UNIT – II APPLICATIONS OF OPERATIONAL AMPLIFIERS 9

Sign Changer, Scale Changer, Phase Shift Circuits, Voltage Follower, V-to-I and I-to-V converters, adder, subtractor, Instrumentation amplifier, Integrator, Differentiator, Logarithmic amplifier, Antilogarithmic amplifier, Comparators, Schmitt trigger, Precision rectifier, peak detector, clipper and clamper, Low-pass, high-pass and band-pass Butterworth filters.

UNIT – III ANALOG MULTIPLIER AND PLL 9

Analog Multiplier using Emitter Coupled Transistor Pair – Gilbert Multiplier cell – Variable transconductance technique, analog multiplier ICs and their applications, Operation of the basic PLL, Closed loop analysis, Voltage controlled oscillator, Monolithic PLL IC 565, application of PLL for AM detection, FM detection, FSK modulation and demodulation and Frequency synthesizing and clock synchronization

UNIT – IV ANALOG TO DIGITAL AND DIGITAL TO ANALOG CONVERTERS 9

Analog and Digital Data Conversions, D/A converter – specifications – weighted resistor type, R-2R Ladder type, Voltage Mode and Current-Mode R – 2R Ladder types – switches for D/A converters high speed sample-and-hold circuits, A/D Converters – specifications – Flash type – Successive Approximation type – Single Slope type – Dual Slope type – A/D Converter using Voltage-to-Time Conversion – Over-sampling A/D Converters, Sigma – Delta converters.

UNIT – V WAVEFORM GENERATORS AND SPECIAL FUNCTION ICs 9

Sine-wave generators, Multivibrators and Triangular wave generator, Saw-tooth wave generator, ICL8038 function generator, Timer IC 555, IC Voltage regulators – Three terminal fixed and adjustable voltage regulators – IC 723 general purpose regulator – Monolithic switching regulator, Low Drop – Out (LDO) Regulators – Switched capacitor filter IC MF10, Frequency to Voltage and Voltage to Frequency converters, Audio Power amplifier, Video Amplifier, Isolation Amplifier, Optocouplers and fibre optic IC.

TOTAL: 45 PERIODS**COURSE OUTCOMES**

Upon successful completion of the course, students should be able to:

- CO 1: Design linear and nonlinear applications of OP – AMPS
- CO 2: Design applications using analog multiplier and PLL
- CO 3: Design ADC and DAC using OP – AMPS
- CO 4: Generate waveforms using OP – AMP Circuits
- CO 5: Analyze special function ICs

Mapping of COs with POs and PSOs															
COs/POs & PSOs	POs												PSOs		
	1	2	3	4	5	6	7	8	9	10	11	12	1	2	3
CO1	3	2	1	1			1					1	1	2	3
CO2	3	2	1	1			1					1	1	2	3
CO3	3	2	1	1			1					1	1	2	3
CO4	3	2	1	1			1					1	1	2	3
CO5	3	2	1	1			1					1	1	2	3
CO/PO & PSO Average	3	2	1	1			1					1	1	2	3
1 – Slight, 2 – Moderate, 3 – Substantial															

TEXT BOOKS:

1. D.Roy Choudhry, Shail Jain, —Linear Integrated CircuitsII, New Age International Pvt. Ltd., 2018, Fifth Edition. (Unit I – V)
2. Sergio Franco, —Design with Operational Amplifiers and Analog Integrated CircuitsII, 4th Edition, Tata Mc Graw-Hill, 2016 (Unit I – V)

REFERENCES:

1. Ramakant A. Gayakwad, —OP-AMP and Linear ICsII, 4th Edition, Prentice Hall / Pearson Education, 2015.
2. Robert F.Coughlin, Frederick F.Driscoll, —Operational Amplifiers and Linear Integrated CircuitsII, Sixth Edition, PHI, 2014.
3. B.S.Sonde, —System design using Integrated CircuitsII , 2nd Edition, New Age Pub, 2001.
4. Gray and Meyer, — Analysis and Design of Analog Integrated CircuitsII, Wiley International, 5th Edition, 2011.

CMR352

SINGLE BOARD COMPUTERS

L T P C
3 0 0 3

COURSE OBJECTIVES:

1. To know the architecture Single board computers
2. To understand the function and uses of Real time operating system
3. To familiar the python programming
4. To develop the embedded based python programming
5. To experiment the application development in SBC using python programming.

UNIT – I INTRODUCTION TO SINGLE BOARD COMPUTERS

9

On-Board System Architecture - Processor- Architecture – Features - SPI-I2C- UART- USB - Ethernet- CAN Protocol - Wi-Fi – Bluetooth - HDMI- GPIO- Memory- Input Devices – Camera Interfacing.

UNIT – II REAL TIME OPERATING SYSTEM

8

Operating System Architecture – File Systems- Resource Management – Process Scheduling – Applications.

UNIT – III PYTHON PROGRAMMING

10

Python Language – Using the Interpreter – Python Data Types And Functions – Working With Data – List, Dictionary And Set – Processing Primitives – List Comprehensions – File Handling – Object Model Including Variables, Reference Counting, Copying, and Type Checking – Error Handling Iterative Statement- Conditional Statement – Operators – Arrays Libraries- Library - GUI Development.

UNIT – IV EMBEDDED PYTHON PROGRAMMING

9

GPIO Programming – Numerical Library- Communication Library- Image Processing – Machine Learning.

UNIT – V APPLICATIONS**9**

Automotive – Mobile Robotics - IOT- Factory Automation - Home Automation.

TOTAL: 45 PERIODS**COURSE OUTCOMES**

Upon successful completion of the course, students should be able to:

CO1: Select the Single board computers for mechatronics system development

CO2: Access the library and functions for Real time operating system

CO3: Write the python programming for various applications

CO4: Use the GPIO and peripherals using embedded based python programming

CO5: Develop the application in SBC using python programming.

Mapping of COs with POs and PSOs															
COs/POs & PSOs	POs												PSOs		
	1	2	3	4	5	6	7	8	9	10	11	12	1	2	3
CO1	3	2	1	1								1	1	2	3
CO2	3	2	1	1								1	1	2	3
CO3	3	2	1	1								1	1	2	3
CO4	3	2	1	1								1	1	2	3
CO5	3	2	1	1								1	1	2	3
CO/PO & PSO Average	3	2	1	1								1	1	2	3

1 – Slight, 2 – Moderate, 3 – Substantial

REFERENCES:

- David Beazley and Brian K. Jones, "Python Cookbook", O'Reilly Media, 2014
- Gabriele Manduchi and Ivan Cibrario Bertolotti, "Real-Time Embedded Systems: Open-Source Operating Systems", CRC Press, 2017.
- Guttag, John. "Introduction to Computation and Programming Using Python", MIT Press, 2021.
- Ninad Sathaye, "Learning Python Application Development", Packt Publishing, 2016
- Sai Yamanoor, Srihari Yamanoor, "Raspberry-Pi Mechatronics Projects", Packt Publishing, 2016.
- Warren Gay, "Mastering the Raspberry Pi", A press, 2017.

CMR353**RELIABILITY AND MAINTENANCE ENGINEERING**

L	T	P	C
3	0	0	3

COURSE OBJECTIVES:

- To impart knowledge about basic concepts of reliability
- To learn about various models of reliability
- To know about maintenance functions and objectives, maintenance planning and scheduling, maintenance organization.
- To impart knowledge about Principles of CBM, pillars of condition monitoring, CBM implementation and benefits
- To learn about reliability centered maintenance, TPM and FMECA

UNIT – I BASIC CONCEPTS OF RELIABILITY**9**

Probability distributions used in maintenance engineering- Binomial, Poisson, Exponential, Normal, Log-normal, Gamma and Weibull distribution; failure rate, hazard rate, failure modes, MTTR, MTBF, MTTF

UNIT – II SYSTEM RELIABILITY MODELS**9**

System reliability–n-component series systems, m-component parallel systems and combined system; standby systems; K-out-of-m systems; redundancy techniques

in system design; event space, decomposition (Key Stone), cut and tie sets, Markov analysis, reliability and quality, unreliability, maintainability, availability

UNIT – III MAINTENANCE CONCEPTS AND STRATEGIES 9

Introduction, maintenance functions and objectives, maintenance planning and scheduling, maintenance organization. General Introduction to Maintenance Types: Breakdown, emergency, corrective, predictive, and preventive; maintenance prevention; design-out maintenance, productive maintenance, shutdown maintenance and scheduled maintenance.

UNIT – IV CONDITION BASED MAINTENANCE 9

Principles of CBM, pillars of condition monitoring, CBM implementation and benefits; condition monitoring techniques- visual monitoring, vibration monitoring, wear debris monitoring, corrosion monitoring, performance monitoring

UNIT – V RELIABILITY CENTERED MAINTENANCE (RCM) 9

Concept, methodology, benefits; Total Productive Maintenance: Evolution of TPM, TPM objectives, concept, pillars of TPM. Failure Modes and Effects Analysis (FMEA)/ Failure Modes, Effects and Criticality Analysis (FMECA): Overview, elements of FMECA, applications and benefits, risk evaluation, risk priority numbers, criticality analysis, process FMEA, qualitative and quantitative approach to FMECA; design FMEA and steps for carrying out design FMEA

TOTAL: 45 PERIODS

COURSE OUTCOMES:

Upon successful completion of the course the students can able to

CO1: Recognize about basic concepts of reliability

CO2: Know about the various models of reliability

CO3: Apply the various maintenance functions and objectives, maintenance planning and scheduling, maintenance organization.

CO4: Demonstrate Principles of CBM, pillars of condition monitoring, CBM implementation

CO5: Apply the reliability centered maintenance, TPM and FMECA

Mapping of COs with POs and PSOs															
COs/POs & PSOs	POs												PSOs		
	1	2	3	4	5	6	7	8	9	10	11	12	1	2	3
CO1	1	2	1	1								1	2	1	3
CO2	1	2	1	1								1	2	1	3
CO3	1	2	1	1								1	2	1	3
CO4	1	2	1	1								1	2	1	3
CO5	1	2	1	1								1	2	1	3
CO/PO & PSO Average	1	2	1	1								1	2	1	3
1 – Slight, 2 – Moderate, 3 – Substantial															

TEXT BOOKS:

1. Ebeling CE; An Introduction To Reliability & Maintainability Engg McGraw Hill Education; 12th edition , 2017
2. Srinath L.S; Reliability Engineering; East West Press, 2005

REFERENCES:

1. Naikan, V.N.A., Reliability engineering and life testing; PHI,2008
2. Kapur KC and Lamberson LR; Reliability in Engineering Design; Wiley India 1997
3. Telang AD and Telang A; Comprehensive Maintenance Management; PHI
4. Mishra R.C; Reliability and Maintenance Engineering; New age International publisher 2006.
5. Balaguruswamy,E., Reliability Engg; TMH,2017

6. Dhillon; Engg Maintainability- How to design for Reliability and easy maintenance; PHI, 1999.
7. Davidson John; The Reliability of mechanical system; Institution of Mech. Engineers, London 1994
8. Patrick D.T and O.'Connor; Practical Reliability Engineering; John Wiley and Sons, 1991
9. Terje Aven; Reliability and Risk Analysis, Springer Netherlands, 2000



CMR354 **INTEGRATED PRODUCT DEVELOPMENT** **L T P C**
3 0 0 3

COURSE OBJECTIVES:

1. To understand the global trends and development methodologies of various types of products and services
2. To conceptualize, prototype and develop product management plan for a new product based on the type of the new product and development methodology integrating the hardware, software, controls, electronics and mechanical systems
3. To understand requirement engineering and know how to collect, analyze and arrive at requirements for new product development and convert them in to design specification
4. To understand system modeling for system, sub-system and their interfaces and arrive at the optimum system specification and characteristics
5. To develop documentation, test specifications and coordinate with various teams to validate and sustain up to the EoL (End of Life) support activities for engineering customer

UNIT – I FUNDAMENTALS OF PRODUCT DEVELOPMENT 9

Global Trends Analysis and Product decision - Social Trends - Technical Trends-Economic Trends - Environmental Trends - Political/Policy Trends - Introduction to Product Development Methodologies and Management - Overview of Products and services - Types of Product Development - Overview of Product Development methodologies- Product Life Cycle – Product Development Planning and Management.

UNIT – II REQUIREMENTS AND SYSTEM DESIGN 9

Requirement Engineering - Types of Requirements - Requirement Engineering -traceability Matrix and Analysis - Requirement Management - System Design & Modeling -Introduction to

System Modeling - System Optimization - System Specification - Sub-System design - Interface Design.

UNIT – III DESIGN AND TESTING 9

Conceptualization - Industrial Design and User Interface Design - Introduction to Concept generation Techniques – Challenges in Integration of Engineering Disciplines – Concept Screening & Evaluation - Detailed Design - Component Design and Verification –Mechanical, Electronics and Software Subsystems - High Level Design/Low Level Design of S/W Program - Types of Prototypes, S/W Testing- Hardware Schematic, Component design, Layout and Hardware Testing – Prototyping - Introduction to Rapid Prototyping and Rapid Manufacturing - System Integration, Testing, Certification and Documentation

UNIT – IV SUSTENANCE ENGINEERING AND END-OF-LIFE (EOL) SUPPORT 9

Introduction to Product verification processes and stages - Introduction to Product Validation processes and stages - Product Testing Standards and Certification - Product Documentation - Sustenance -Maintenance and Repair – Enhancements - Product EOL – Obsolescence Management – Configuration Management - EOL Disposal

UNIT – V BUSINESS DYNAMICS – ENGINEERING SERVICES INDUSTRY 9

The industry - Engineering Services Industry - Product Development in Industry versus Academia –The IPD Essentials - Introduction to Vertical Specific Product Development processes -Manufacturing/Purchase and Assembly of Systems - Integration of Mechanical, Embedded and Software Systems – Product Development Trade-offs - Intellectual Property Rights and Confidentiality – Security and Configuration Management.

TOTAL: 45 PERIODS

COURSE OUTCOMES

Upon successful completion of the course, students should be able to:

CO 1: Define, formulate and analyze a problem.

CO 2: Solve specific problems independently or as part of a team

CO 3: Gain knowledge of the Innovation & Product Development process in the Business context

CO 4: Work independently as well as in teams

CO 5: Manage a project from start to finish

Mapping of COs with POs and PSOs															
COs/POs & PSOs	POs												PSOs		
	1	2	3	4	5	6	7	8	9	10	11	12	1	2	3
CO1	2	2	1	1								1	1	1	3
CO2	2	2	1	1								1	1	1	3
CO3	2	2	1	1								1	1	1	3
CO4	2	2	1	1								1	1	1	3
CO5	2	2	1	1								1	1	1	3
CO/PO & PSO Average	2	2	1	1								1	1	1	3


1 – Slight, 2 – Moderate, 3 – Substantial

TEXT BOOKS:

1. Book specially prepared by NASSCOM as per the MoU. Karl T Ulrich and Stephen D Eppinger, "Product Design and Development", Tata McGraw Hill, Fifth Edition, 2020.
2. John W Newstorm and Keith Davis, "Organizational Behavior", Tata McGraw Hill, Eleventh Edition.

REFERENCES:

1. Hiriappa B, "Corporate Strategy – Managing the Business", Author House, 2013.
2. Peter F Drucker, "People and Performance", Butterworth – Heinemann [Elsevier], Oxford, 2004.
3. Vinod Kumar Garg and Venkita Krishnan N K, "Enterprise Resource Planning – Concepts", Second Edition, Prentice Hall, 2003.
4. Mark S Sanders and Ernest J McCormick, "Human Factors in Engineering and Design", McGraw Hill Education, Seventh Edition, 2013. Hiriappa B, "Corporate Strategy – Managing the Business", Author House, 2015.
5. Peter F Drucker, "People and Performance", Butterworth – Heinemann [Elsevier], Oxford, 2016.
6. Vinod Kumar Garg and Venkita Krishnan N K, "Enterprise Resource Planning – Concepts", Second Edition, Prentice Hall, 2003.
7. Mark S Sanders and Ernest J McCormick, "Human Factors in Engineering and Design", McGraw Hill Education, Seventh Edition, 2013.



CMR355

MEDICAL MECHATRONICS

L	T	P	C
3	0	0	3

COURSE OBJECTIVES:

1. To understand how to measure biochemical parameters and various physiological information.
2. To study the need and technique of electrical safety in Hospitals.
3. To study the use of radiation for diagnostic and therapy.
4. To study about recorders and advanced equipment in medicine

UNIT – I INTRODUCTION

9

Cell structure – electrode – electrolyte interface, electrode potential, resting and action potential – electrodes for their measurement, ECG, EEG, EMG – machine description – methods of measurement – three equipment failures and trouble shooting

UNIT – II TRANSDUCERS FOR BIO-MEDICAL INSTRUMENTATION

9

Basic transducer principles Types – source of bioelectric potentials – resistive, inductive, capacitive, fiber-optic, photoelectric and chemical transducers – their description and feature applicable for biomedical instrumentation – Bio & Nano sensors & application

UNIT – III SIGNAL CONDITIONING, RECORDING AND DISPLAY

9

Input isolation, DC amplifier, power amplifier, and differential amplifier – feedback, op-Amp-

Electrometer amplifier, carrier Amplifier – instrument power supply. Oscillographic – galvanometric - X-Y, magnetic recorder, storage oscilloscopes – electron microscope – PMMC writing systems –Telemetry principles – Bio telemetry

UNIT – IV MEDICAL SUPPORT

9

Electrocardiograph measurements – blood pressure measurement: by ultrasonic method – Plethysmography – blood flow measurement by electromagnetic flow meter cardiac output measurement by dilution method – phonocardiography – vector cardiography Heart lung machine – artificial ventilator – Anesthetic machine – Basic ideas of CT scanner – MRI and ultrasonic scanner – Bio-telemetry – laser equipment and application – cardiac pacemaker – DC– defibrillator patient safety - electrical shock hazards. Centralized patient monitoring system.

UNIT – V BIO-MEDICAL DIAGNOSTIC INSTRUMENTATION

9

Introduction – computers in medicine – basis of signal conversion and digital filtering data Reduction technique – time and frequency domain technique – ECG Analysis.

TOTAL: 45 PERIODS

COURSE OUTCOMES

Upon successful completion of the course, students should be able to:

CO 1: Explain different measurement techniques used in physiological parameters measurement.

CO2: Describe the sensors and signal conditioning circuits used in biomedical engineering.

CO3: Understand about various amplifiers, recording and display devices.

CO4: Differentiate the working of recorders and explain the advanced systems used in medicine

CO5: Understand about various Bio- medical diagnostics instrumentation.

Mapping of COs with POs and PSOs

COs/POs & PSOs	POs												PSOs		
	1	2	3	4	5	6	7	8	9	10	11	12	1	2	3
CO1	1	3	2									1	2	1	1
CO2	1	3	2									1	1	1	1
CO3	1	3	2									1	2	1	1
CO4	1	3	2									1	1	1	1
CO5	1	3	1									1	2	1	1
CO/PO & PSO Average	1	3	1.8									1	1.6	1	1

1 – Slight, 2 – Moderate, 3 – Substantial


TEXT BOOKS:

1. Arumugam M., “Bio Medical Instrumentation”, Anuradha agencies Pub., 2003
2. Cromwell, Weibell and Pfeiffer, “Biomedical Instrumentation and Measurements”, 2nd Edition, Printice Hall of india , 2014.
3. Siamak Najarian“ Mechatronics in Medicine – A Bio medical engg approach” , McGraw – Hill Education , 2011.

REFERENCES:

1. Geddes L.A., and Baker, L.E., “Principles of Applied Bio-medical Instrumentation”, 3rd

- Edition, John Wiley and Sons, 2010
2. Khandpur, R.S., "Handbook of Biomedical Instrumentation", TMH, 2009.
 3. Tompkins W.J., "Biomedical Digital Signal Processing", Prentice Hall of India, 1998



CMR356	MICRO ELECTRO MECHANICAL SYSTEMS	L	T	P	C
		3	0	0	3

COURSE OBJECTIVES:

1. To provide knowledge of semiconductors and solid mechanics to fabricate MEMS devices.
2. To educate on the rudiments of Micro fabrication techniques.
3. To introduce various sensors and actuators
4. To introduce different materials used for MEMS
5. To educate on the applications of MEMS to disciplines beyond Electrical and Mechanical engineering.

UNIT – I INTRODUCTION 9

Intrinsic Characteristics of MEMS – Energy Domains and Transducers- Sensors and Actuators – Introduction to Micro fabrication - Silicon based MEMS processes – New Materials – Review of Electrical and Mechanical concepts in MEMS – Semiconductor devices –Polymers in MEMS– Polyamide - SU-8 - Liquid Crystal Polymer (LCP) – PDMS – PMMA – Parylene – Fluorocarbon.

UNIT – II SENSORS 9

Characteristics of sensors - Electrostatic sensors – Parallel plate capacitors – Piezoresistive sensors – Piezoresistive sensor materials - Stress and strain analysis – Flexural beam bending - Torsional deflection– Applications to Inertia, Pressure, Tactile and Flow sensors –

Piezoelectric sensors and actuators – piezoelectric effects – piezoelectric materials

UNIT – III ACTUATORS 9

Applications – Interdigitated Finger capacitor – Comb drive devices – Micro Grippers – Micro Motors - Thermal Sensing and Actuation – Thermal expansion – Thermal couples – Thermal resistors – Thermal Bimorph - Applications –Magnetic Actuators – Micromagnetic components – Case studies of MEMS in magnetic actuators -Actuation using Shape Memory Alloys

UNIT – IV MICROMACHINING 9

Silicon Anisotropic Etching – Anisotropic Wet Etching – Dry Etching of Silicon – Plasma Etching– Deep Reaction Ion Etching (DRIE) – Isotropic Wet Etching – Gas Phase Etchants – Case studies - Basic surface micro machining processes – Structural and Sacrificial Materials – Acceleration of sacrificial Etch – Striction and Antirestriction methods – LIGA Process - Assembly of 3D MEMS – Foundry process

UNIT – V APPLICATIONS OF MEMS INERTIAL SENSORS 9

Application to Acceleration, Inertia, Acoustic, Tactile, Pressure, Flow and Tactile sensors- Optical MEMS –Lenses and Mirrors -Actuators for Active Optical MEMS.– RF MEMS and Microfluidics.

TOTAL: 45 PERIODS

COURSE OUTCOMES

Upon successful completion of the course, students should be able to:

- CO 1: Recognize MEMS Energy Domains and Transducers, Sensors and Actuators.
- CO 2: Select the Various MEMS sensors and its Stress and strain
- CO 3: Apply various MEMS actuators in Real time system.
- CO 4: Demonstrate various micro machining processes, Structural and Sacrificial Materials
- CO5: Analyze the various MEMS inertial, tactile, pressure and flow sensors in real time system

Mapping of COs with POs and PSOs															
COs/POs & PSOs	POs												PSOs		
	1	2	3	4	5	6	7	8	9	10	11	12	1	2	3
CO1	2	1	1		1						1	1	2	1	1
CO2	2	1	1		1						1	1	2	1	1
CO3	2	1	1		1						1	1	2	1	1
CO4	2	1	1		1						1	1	2	1	1
CO5	2	1	1		1						1	1	2	1	1
CO/PO & PSO Average	2	1	1		1						1	1	2	1	1
1 – Slight, 2 – Moderate, 3 – Substantial															

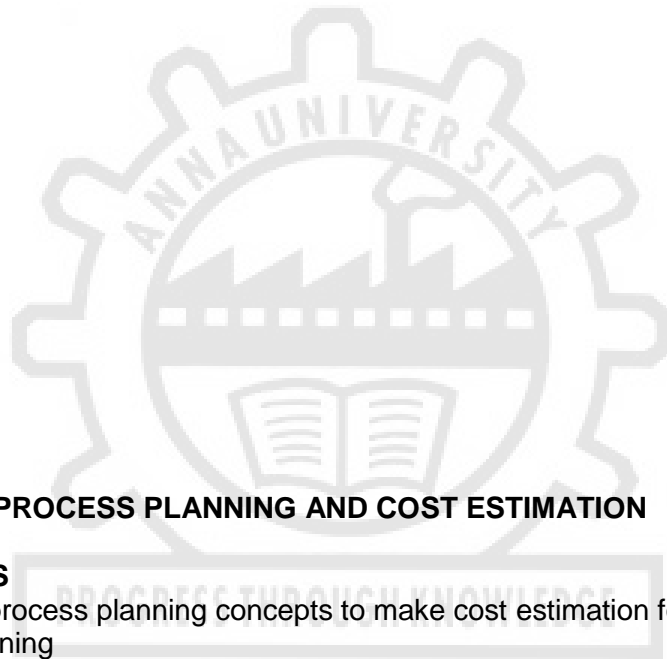
TEXT BOOKS:

1. Chang Liu, "Foundations of MEMS", Pearson Education Inc., 2014, 2nd edition .
2. Stephen D Senturia, "Microsystem Design", Springer Publication, 2001.
3. Tai Ran Hsu, "MEMS & Micro systems Design and Manufacture" Tata McGraw Hill, New Delhi, 2008.

REFERENCES:

1. James J.Allen, "Micro Electro Mechanical System Design", CRC Press Publisher, 2010
2. Julian w. Gardner, Vijay K. Varadan, Osama O. Awadelkarim, "Micro Sensors MEMS and

- Smart Devices", John Wiley & Son LTD,2002
3. Mohamed Gad-el-Hak, editor, " The MEMS Handbook", CRC press Baco Raton, 2000
 4. Nadim Maluf," An Introduction to Micro Electro Mechanical System Design", Artech House, 2000.
 5. Thomas M.Adams and Richard A.Layton, "Introduction MEMS, Fabrication and Application," Springer 201



CME396

PROCESS PLANNING AND COST ESTIMATION

L T P C
3 0 0 3

COURSE OBJECTIVES

- 1 To introduce the process planning concepts to make cost estimation for various products after process planning
- 2 To Learn the various Process Planning Activities
- 3 To provide the knowledge of importance of costing and estimation.
- 4 To provide the knowledge of estimation of production costing.
- 5 To learn the knowledge of various Machining time calculations

UNIT – I INTRODUCTION TO PROCESS PLANNING

9

Introduction- methods of process planning-Drawing Interpretation-Material evaluation – steps in process selection-. Production equipment and tooling selection

UNIT – II PROCESS PLANNING ACTIVITIES

9

Process parameters calculation for various production processes-Selection jigs and fixture selection of quality assurance methods - Set of documents for process planning-Economics of process planning- case studies

UNIT – III INTRODUCTION TO COST ESTIMATION

9

Importance of costing and estimation –methods of costing-elements of cost estimation –Types of estimates – Estimating procedure- Estimation labor cost, material cost- allocation of overhead charges- Calculation of depreciation cost

UNIT – IV PRODUCTION COST ESTIMATION**9**

Estimation of Different Types of Jobs - Estimation of Forging Shop, Estimation of Welding Shop, Estimation of Foundry Shop

UNIT – V MACHINING TIME CALCULATION**9**

Estimation of Machining Time - Importance of Machine Time Calculation- Calculation of Machining Time for Different Lathe Operations, Drilling and Boring - Machining Time Calculation for Milling, Shaping and Planing - Machining Time Calculation for Grinding.

TOTAL:45 PERIODS

OUTCOMES: At the end of the course the students would be able to

Discus select the process, equipment and tools for various industrial products.

Explain the prepare process planning activity chart.

Explain the concept of cost estimation.

Compute the job order cost for different type of shop floor.

Calculate the machining time for various machining operations.

TEXT BOOKS:

1. Peter scalon, "Process planning, Design/Manufacture Interface", Elsevier science technology Books, Dec 2002.
2. Sinha B.P, "Mechanical Estimating and Costing", Tata-McGraw Hill publishing co, 1995.

REFERENCES:

1. Chitale A.V. and Gupta R.C., "Product Design and Manufacturing", 2nd Edition, PHI, 2002.
2. Ostwalal P.F. and Munez J., "Manufacturing Processes and systems", 9th Edition, John Wiley, 1998.
3. Russell R.S and Tailor B.W, "Operations Management", 4th Edition, PHI, 2003.
4. Mikell P. Groover, "Automation, Production, Systems and Computer Integrated Manufacturing", Pearson Education 2001.
5. K.C. Jain & L.N. Aggarwal, "Production Planning Control and Industrial Management", Khanna Publishers 1990.

CO	PO												PSO		
	1	2	3	4	5	6	7	8	9	10	11	12	1	2	3
1	3	2	2	2					1		1	1	2	1	1
2	3	3	2	1					1		1	1	2	1	1
3	3	3	2	2					1		1	1	2	1	1
4	3	3	2	2					1		1	1	2	1	1
5	3	3	2	2					1		1	1	2	1	1
Low (1) ; Medium (2) ; High (3)															



CMR357

VLSI AND FPGA

L	T	P	C
3	0	0	3

COURSE OBJECTIVES:

- To introduce the features of programmable logic devices
- To learn the features of various FPGAs and FPAA
- To understand the concepts of synchronous and asynchronous FSMs
- To provide the system design experience with FSMs using PLDs
- To introduce pulse mode approach to asynchronous FSM

UNIT – I PROGRAMMABLE LOGIC DEVICES

9

Logic implementation options - Technology trends - Design with Field Programmable devices - ROM, PLA, PAL - CPLD - XC9500 family - Erasable Programmable Logic Devices - MAX5000, MAX7000 families.

UNIT – II FPGA AND FPAA

9

Programming Technology, Logic blocks, routing architectures of SRAM-Programmable FPGA Architectures - XC2000, XC3000, XC4000 – Anti-fuse Programmed FPGAs - Routing Architecture of the Actel FPGAs - ProASIC plus - Design Applications - Current FPGA Technologies - FPAA architecture and its reconfiguration.

UNIT – III SYNCHRONOUS FSM DESIGN

9

Choice of Components to be Considered - Architecture Centered around Nonregistered PLDs - State Machine Designs - Centered around a Shift Register, Centered around a Parallel Loadable Up/Down Counter - One hot design method - Use of Algorithmic State Machine, Application of one hot design to serial 2's complemeter, parallel to serial adder/subtractor controller- System-level design: controller, data path, and functional partition.

UNIT – IV ASYNCHRONOUS STATE MACHINE DESIGN 9

Features and need for Asynchronous FSMs - Lumped path delay models for asynchronous FSMs - Excitation table, state diagrams, K-maps, and state tables - Design of the basic cells by using the LPD model - design examples - Hazards in Asynchronous FSMs - One-hot design of asynchronous state machines - Design of fundamental mode FSMs by using PLDs.

UNIT – V PULSE MODE APPROACH TO ASYNCHRONOUS FSM DESIGN 9

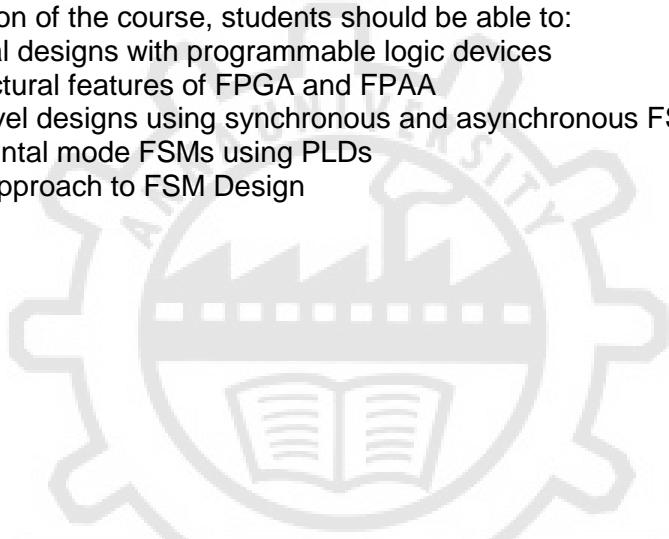
Pulse Mode Models and System Requirements - Choice of Memory Elements - Other Characteristics of Pulse Mode FSMs - Design Examples - Analysis of Pulse Mode FSMs - One-Hot Programmable Asynchronous Sequencers.

TOTAL: 45 PERIODS

COURSE OUTCOMES

Upon successful completion of the course, students should be able to:

- CO1: Implement the digital designs with programmable logic devices
- CO2: Analyze the architectural features of FPGA and FPAA
- CO3: Make the system level designs using synchronous and asynchronous FSMs
- CO4: Design the fundamental mode FSMs using PLDs
- CO5: Apply pulse mode approach to FSM Design



Mapping of COs with POs and PSOs																
COs/POs & PSOs	POs												PSOs			
	1	2	3	4	5	6	7	8	9	10	11	12	1	2	3	
CO1	2	2	1	1								1	1	2	3	
CO2	2	2	1	1								1	1	2	3	
CO3	2	2	1	1								1	1	2	3	
CO4	2	2	1	1								1	1	2	3	
CO5	2	2	1	1								1	1	2	3	
CO/PO & PSO Average	2	2	1	1								1	1	2	3	
1 – Slight, 2 – Moderate, 3 – Substantial																

TEXT BOOKS:

1. Stephen M. Trimberger, Edr., “Field Programmable Gate Array Technology”, Springer Science Business media, LLC, 2012.
2. Richard F. Tinder, “Engineering Digital Design, Revised Second Edition”, Academic Press, 2000.

REFERENCES:

1. Roger Woods, John McAllister, Gaye Light body and Ying Yi, “FPGA-based implementation of Signal Processing Systems”, A John Wiley and Sons, Ltd., Publication, 2008.

2. John V. Oldfield, Richard C.Dorf, "Field Programmable Gate Arrays - Reconfigurable logic for rapid prototyping and implementation of digital systems", John Wiley & Sons, Reprint, 2008.
3. P. K .Chan& S. Mourad, "Digital Design Using Field Programmable Gate Array", Prentice Hall, 1994.
4. Thomas L. Floyd, "Electronic Devices", Pearson Education Ltd., 8th Edition, 2008.



GE3751

PRINCIPLES OF MANAGEMENT

**L T P C
3 0 0 3**

COURSE OBJECTIVES:

- Sketch the Evolution of Management.
- Extract the functions and principles of management.
- Learn the application of the principles in an organization.
- Study the various HR related activities.
- Analyze the position of self and company goals towards business.

UNIT I INTRODUCTION TO MANAGEMENT AND ORGANIZATIONS

9

Definition of Management – Science or Art – Manager Vs Entrepreneur- types of managers- managerial roles and skills – Evolution of Management –Scientific, human relations, system and contingency approaches– Types of Business organization- Sole proprietorship, partnership, company-public and private sector enterprises- Organization culture and Environment – Current trends and issues in Management.

UNIT II PLANNING

9

Nature and purpose of planning – Planning process – Types of planning – Objectives – Setting objectives – Policies – Planning premises – Strategic Management – Planning Tools and Techniques – Decision making steps and process.

UNIT III ORGANISING**9**

Nature and purpose – Formal and informal organization – Organization chart – Organization structure – Types – Line and staff authority – Departmentalization – delegation of authority – Centralization and decentralization – Job Design - Human Resource Management – HR Planning, Recruitment, selection, Training and Development, Performance Management, Career planning and management.

UNIT IV DIRECTING**9**

Foundations of individual and group behaviour– Motivation – Motivation theories – Motivational techniques – Job satisfaction – Job enrichment – Leadership – types and theories of leadership – Communication – Process of communication – Barrier in communication – Effective communication – Communication and IT.

UNIT V CONTROLLING**9**

System and process of controlling – Budgetary and non - Budgetary control techniques – Use of computers and IT in Management control – Productivity problems and management – Control and performance – Direct and preventive control – Reporting.

TOTAL : 45 PERIODS**COURSE OUTCOMES:**

CO1: Upon completion of the course, students will be able to have clear understanding of managerial functions like planning, organizing, staffing, leading & controlling.

CO2: Have same basic knowledge on international aspect of management.

CO3: Ability to understand management concept of organizing.

CO4: Ability to understand management concept of directing.

CO5: Ability to understand management concept of controlling.

TEXT BOOKS:

1. Harold Koontz and Heinz Weihrich “Essentials of management” Tata McGraw Hill, 1998.
2. Stephen P. Robbins and Mary Coulter, “Management”, Prentice Hall (India) Pvt. Ltd., 10th Edition, 2009.

REFERENCES:

1. Robert Kreitner and Mamata Mohapatra, “ Management”, Biztantra, 2008.
2. Stephen A. Robbins and David A. Decenzo and Mary Coulter, “Fundamentals of Management” Pearson Education, 7th Edition, 2011.
3. Tripathy PC and Reddy PN, “Principles of Management”, Tata McGraw Hill, 1999.

CO's	PO's												PSO's		
	1	2	3	4	5	6	7	8	9	10	11	12	1	2	3
1	3		-	-	-	1	-	-	-	-	-	-	2	1	1
2	-	1	1	-	-	-	-	-	-	-	-	-	2	1	-
3	1		-	2	-	-	1	-	2	-	1	1	-	-	2
4	-	1	1	1	2	-	-	1	2	-	-	-	1	1	1
5	1		-	-	1	1	-	-	-	3	-	1	1	-	1
AVg.	1.66	1	1	1.5	1.5	1	1	1	2	3	1	1	1.5	1	1.25



GE3752

TOTAL QUALITY MANAGEMENT

**LT PC
3 0 0 3**

COURSE OBJECTIVES:

- Teach the need for quality, its evolution, basic concepts, contribution of quality gurus, TQM framework, Barriers and Benefits of TQM.
- Explain the TQM Principles for application.
- Define the basics of Six Sigma and apply Traditional tools, New tools, Benchmarking and FMEA.
- Describe Taguchi's Quality Loss Function, Performance Measures and apply Techniques like QFD, TPM, COQ and BPR.
- Illustrate and apply QMS and EMS in any organization.

UNIT I INTRODUCTION

9

Introduction - Need for quality - Evolution of quality - Definition of quality - Dimensions of product and service quality –Definition of TQM-- Basic concepts of TQM - Gurus of TQM (Brief introduction) -- TQM Framework- Barriers to TQM –Benefits of TQM.

UNIT II TQM PRINCIPLES

9

Leadership - Deming Philosophy, Quality Council, Quality statements and Strategic planning- Customer Satisfaction –Customer Perception of Quality, Feedback, Customer complaints, Service

Quality, Kano Model and Customer retention – Employee involvement – Motivation, Empowerment, Team and Teamwork, Recognition & Reward and Performance Appraisal-- Continuous process improvement –Juran Trilogy, PDSA cycle, 5S and Kaizen - Supplier partnership – Partnering, Supplier selection, Supplier Rating and Relationship development.

UNIT III TQM TOOLS & TECHNIQUES I 9

The seven traditional tools of quality - New management tools - Six-sigma Process Capability- Bench marking - Reasons to benchmark, Benchmarking process, What to Bench Mark, Understanding Current Performance, Planning, Studying Others, Learning from the data, Using the findings, Pitfalls and Criticisms of Benchmarking - FMEA - Intent , Documentation, Stages: Design FMEA and Process FMEA.

UNIT IV TQM TOOLS & TECHNIQUES II 9

Quality circles – Quality Function Deployment (QFD) - Taguchi quality loss function – TPM – Concepts, improvement needs – Performance measures- Cost of Quality - BPR.

UNIT V QUALITY MANAGEMENT SYSTEM 9

Introduction-Benefits of ISO Registration-ISO 9000 Series of Standards-Sector-Specific Standards - AS 9100, TS16949 and TL 9000-- ISO 9001 Requirements-Implementation-Documentation- Internal Audits-Registration-ENVIRONMENTAL MANAGEMENT SYSTEM: Introduction—ISO 14000 Series Standards—Concepts of ISO 14001—Requirements of ISO 14001-Benefits of EMS.

TOTAL: 45 PERIODS

COURSE OUTCOMES:

- CO1:** Ability to apply TQM concepts in a selected enterprise.
- CO2:** Ability to apply TQM principles in a selected enterprise.
- CO3:** Ability to understand Six Sigma and apply Traditional tools, New tools, Benchmarking and FMEA.
- CO4:** Ability to understand Taguchi's Quality Loss Function, Performance Measures and apply QFD, TPM, COQ and BPR.
- CO5:** Ability to apply QMS and EMS in any organization.

CO's- PO's & PSO's MAPPING

CO's	PO's												PSO's		
	1	2	3	4	5	6	7	8	9	10	11	12	1	2	3
1		3										3	2		3
2						3						3		2	
3					3				3					2	3
4		2			3	2	3	2				3	3	2	
5			3			3	3	2							
AVg.		2.5	3		3	2.6	3	2	3			3	2.5	2	3

TEXT BOOK:


1. Dale H.Besterfield, Carol B.Michna,Glen H. Bester field,MaryB.Sacre, HemantUrdhwareshe and RashmiUrdhwareshe, "Total Quality Management", Pearson Education Asia, RevisedThird Edition, Indian Reprint, Sixth Impression,2013.

REFERENCES:

- 1 Joel.E. Ross, "Total Quality Management – Text and Cases",Routledge.,2017.
- 2 Kiran.D.R, "Total Quality Management: Key concepts and case studies, Butterworth –Heinemann Ltd, 2016.
- 3 Oakland, J.S. "TQM – Text with Cases", Butterworth – Heinemann Ltd., Oxford, Third

Edition,2003.

- 4 Suganthi,L and Anand Samuel, "Total Quality Management", Prentice Hall (India) Pvt. Ltd.,2006 .



GE3753 ENGINEERING ECONOMICS AND FINANCIAL ACCOUNTING

**L T P C
3 0 0 3**

COURSE OBJECTIVES:

- Understanding the concept of Engineering Economics.
- Implement various micro economics concept in real life.
- Gaining knowledge in the field of macro economics to enable the students to have better
- Understanding of various components of macro economics.
- Understanding the different procedures of pricing.
- Learn the various cost related concepts in micro economics.

UNIT I DEMAND & SUPPLY ANALYSIS

9

Managerial Economics - Relationship with other disciplines - Firms: Types, objectives and goals - Managerial decisions - Decision analysis. Demand - Types of demand - Determinants of demand - Demand function – Demand elasticity - Demand forecasting - Supply - Determinants of supply - Supply function - Supply elasticity.

UNIT II PRODUCTION AND COST ANALYSIS

9

Production function - Returns to scale - Production optimization - Least cost input - Isoquants - Managerial uses of production function. Cost Concepts - Cost function - Determinants of cost - Short run and Long run cost curves - Cost Output Decision - Estimation of Cost.

UNIT III PRICING**9**

Determinants of Price - Pricing under different objectives and different market structures
- Price discrimination - Pricing methods in practice.

UNIT IV FINANCIAL ACCOUNTING (ELEMENTARY TREATMENT)**9**

Balance sheet and related concepts - Profit & Loss Statement and related concepts - Financial Ratio Analysis - Cash flow analysis - Funds flow analysis - Comparative financial statements - Analysis & Interpretation of financial statements.

UNIT V CAPITAL BUDGETING (ELEMENTARY TREATMENT)**9**

Investments - Risks and return evaluation of investment decision - Average rate of return
- Payback Period - Net Present Value - Internal rate of return.

TOTAL: 45 PERIODS**COURSE OUTCOMES: Students able to**

CO1: Upon successful completion of this course, students will acquire the skills to apply the basics of economics and cost analysis to engineering and take economically sound decisions

CO2: Evaluate the economic theories, cost concepts and pricing policies

CO3: Understand the market structures and integration concepts

CO4: Understand the measures of national income, the functions of banks and concepts of globalization

CO5: Apply the concepts of financial management for project appraisal

TEXT BOOKS:

1. Panneer Selvam, R, "Engineering Economics", Prentice Hall of India Ltd, New Delhi, 2001.
2. Managerial Economics: Analysis, Problems and Cases - P. L. Mehta, Edition, 13. Publisher, Sultan Chand, 2007.

REFERENCES:

1. Chan S.Park, "Contemporary Engineering Economics", Prentice Hall of India, 2011.
2. Donald.G. Newman, Jerome.P.Lavelle, "Engineering Economics and analysis" Engg. Press, Texas, 2010.
3. Degarmo, E.P., Sullivan, W.G and Canada, J.R, "Engineering Economy", Macmillan, New York, 2011.
4. Zahid A khan: Engineering Economy, "Engineering Economy", Dorling Kindersley, 2012
5. Dr. S. N. Maheswari and Dr. S.K. Maheshwari: Financial Accounting, Vikas, 2009

MAPPING OF COS AND POS:

CO's	PO's												PSO's		
	1	2	3	4	5	6	7	8	9	10	11	12	1	2	3
1		3								2			1	3	
2		3												2	2
3		2													
4	2	3	3		2								2	3	
5	3	3	3		2								2		2
AVg.	2.5	2.4	3		2					2			1.8	2.6	2



GE3754

HUMAN RESOURCE MANAGEMENT

**L T P C
3 0 0 3**

OBJECTIVE:

- To provide knowledge about management issues related to staffing,
- To provide knowledge about management issues related to training,
- To provide knowledge about management issues related to performance
- To provide knowledge about management issues related to compensation
- To provide knowledge about management issues related to human factors consideration and compliance with human resource requirements.

UNIT I INTRODUCTION TO HUMAN RESOURCE MANAGEMENT

9

The importance of human resources – Objective of Human Resource Management - Human resource policies - Role of human resource manager.

UNIT II HUMAN RESOURCE PLANNING

9

Importance of Human Resource Planning – Internal and External sources of Human Resources - Recruitment - Selection – Socialization.

UNIT III TRAINING AND EXECUTIVE DEVELOPMENT

9

Types of training and Executive development methods – purpose – benefits.

UNIT IV EMPLOYEE COMPENSATION**9**

Compensation plan – Reward – Motivation – Career Development - Mentor – Protege relationships.

UNIT V PERFORMANCE EVALUATION AND CONTROL**9**

Performance evaluation – Feedback - The control process – Importance – Methods – grievances –Causes – Redressal methods.

TOTAL: 45 PERIODS**COURSE OUTCOMES:**

CO1: Students would have gained knowledge on the various aspects of HRM

CO2: Students will gain knowledge needed for success as a human resources professional.

CO3: Students will develop the skills needed for a successful HR manager.

CO4: Students would be prepared to implement the concepts learned in the workplace.

CO5: Students would be aware of the emerging concepts in the field of HRM

TEXT BOOKS:

1. Decenzo and Robbins, "Human Resource Management", 8th Edition, Wiley, 2007.
2. John Bernardin. H., "Human Resource Management – An Experimental Approach", 5th Edition, Tata McGraw Hill, 2013, New Delhi.

REFERENCES:

1. Luis R., Gomez-Mejia, DavidB. Balkin and Robert L. Cardy, "Managing Human Resources", 7th Edition, PHI, 2012.
2. Dessler, "Human Resource Management", Pearson Education Limited, 2007.

CO's- PO's & PSO's MAPPING

CO's	PO's												PSO's		
	1	2	3	4	5	6	7	8	9	10	11	12	1	2	3
1	2	2	1	2	2	2	1	1	2	1	1	1	1	1	1
2	3	3	2	3	2	2	2	2	3	1	2	1	1	2	1
3	3	3	3	3	3	3	2	2	3	1	2	1	1	2	1
4	3	3	2	3	3	2	2	2	2	1	1	1	1	1	1
5	3	3	1	2	2	2	2	2	2	1	1	1	1	1	1
AVg.	2.8	2.8	1.8	2.6	2.6	2.2	1.8	1.8	2.4	1	1.4	1	1	1.4	1

GE3755**KNOWLEDGE MANAGEMENT****L T P C
3 0 0 3****COURSE OBJECTIVES:**

The student should be made to:

- Learn the Evolution of Knowledge management.
- Be familiar with tools.
- Be exposed to Applications.
- Be familiar with some case studies.

UNIT INTRODUCTION**9**

Introduction: An Introduction to Knowledge Management - he foundations of knowledge management- including cultural issues- technology applications organizational concepts and processes- management aspects- and decision support systems. The Evolution of Knowledge management: From Information Management to Knowledge Management - Key Challenges Facing the Evolution of Knowledge Management - Ethics for Knowledge Management.

UNIT II CREATING THE CULTURE OF LEARNING AND KNOWLEDGE SHARING**9**

Organization and Knowledge Management - Building the Learning Organization. Knowledge Markets: Cooperation among Distributed Technical Specialists – Tacit Knowledge and Quality

Assurance.

UNIT III KNOWLEDGE MANAGEMENT-THE TOOLS 9

Telecommunications and Networks in Knowledge Management - Internet Search Engines and Knowledge Management - Information Technology in Support of Knowledge Management - Knowledge Management and Vocabulary Control - Information Mapping in Information Retrieval - Information Coding in the Internet Environment - Repackaging Information.

UNIT IV KNOWLEDGE MANAGEMENT APPLICATION 9

Components of a Knowledge Strategy - Case Studies (From Library to Knowledge Center, Knowledge Management in the Health Sciences, Knowledge Management in Developing Countries).

UNIT V FUTURE TRENDS AND CASE STUDIES 9

Advanced topics and case studies in knowledge management - Development of a knowledge management map/plan that is integrated with an organization's strategic and business plan - A case study on Corporate Memories for supporting various aspects in the process life -cycles of an organization.

TOTAL : 45 PERIODS

COURSEOUTCOMES:

Upon completion of the course, the student should be able to:

CO1: Understand the process of acquiry knowledge from experts

CO2: Understand the learning organization.

CO3: Use the knowledge management tools.

CO4: Develop knowledge management Applications.

CO5: Design and develop enterprise applications.

CO's- PO's & PSO's MAPPING

CO's	PO's												PSO's			
	1	2	3	4	5	6	7	8	9	10	11	12	1	2	3	
1					1											
2					2								1			
3					2									2		
4				1	1				1					1		
5				1	1				1					1		
AVg.				1	1.4				1				1	1.33		

TEXT BOOK:

1. Srikantaiah, T.K., Koenig, M., "Knowledge Management for the Information Professional" Information Today, Inc., 2000.

REFERENCE:

1. Nonaka, I., Takeuchi, H., "The Knowledge-Creating Company: How Japanese Companies Create the Dynamics of Innovation", Oxford University Press, 1995.



GE3792

INDUSTRIAL MANAGEMENT

L T P C
3 0 0 3

COURSE OBJECTIVES

- 1 To study the basic concepts of management; approaches to management; contributors to management studies; various forms of business organization and trade unions function in professional organizations.
- 2 To study the planning; organizing and staffing functions of management in professional organization.
- 3 professional organization.
- 4 To study the leading; controlling and decision making functions of management in professional organization.
- 5 To learn the organizational theory in professional organization.
- 6 To learn the principles of productivity and modern concepts in management in professional organization.

UNIT – I INTRODUCTION TO MANAGEMENT

9

Management: Introduction; Definition and Functions – Approaches to the study of Management – Mintzberg's Ten Managerial Roles – Principles of Taylor; Fayol; Weber; Parker – Forms of Organization: Sole Proprietorship; Partnership; Company (Private and Public); Cooperative – Public Sector Vs Private Sector Organization – Business Environment: Economic; Social; Political; Legal – Trade Union: Definition; Functions; Merits & Demerits.

UNIT – II FUNCTIONS OF MANAGEMENT – I**9**

Planning: Characteristics; Nature; Importance; Steps; Limitation; Planning Premises; Strategic Planning; Vision & Mission statement in Planning– Organizing: Organizing Theory; Principles; Types; Departmentalization; Centralization and Decentralization; Authority & Responsibility – Staffing: Systems Approach; Recruiting and Selection Process; Human Resource Development (HRD) Concept and Design.

UNIT – III FUNCTIONS OF MANAGEMENT – II**9**

Directing (Leading): Leadership Traits; Style; Morale; Managerial Grids (Blake-Mouton, Reddin) – Communication: Purpose; Model; Barriers – Controlling: Process; Types; Levels; Guidelines; Audit (External, Internal, Merits); Preventive Control – Decision Making: Elements; Characteristics; Nature; Process; Classifications.

UNIT – IV ORGANIZATION THEORY**9**

Organizational Conflict: Positive Aspects; Individual; Role; Interpersonal; Intra Group; Inter Group; Conflict Management – Maslow's hierarchy of needs theory; Herzberg's motivation-hygiene theory; McClelland's three needs motivation theory; Vroom's valence-expectancy theory – Change Management: Concept of Change; Lewin's Process of Change Model; Sources of Resistance; Overcoming Resistance; Guidelines to managing Conflict.

UNIT – V PRODUCTIVITY AND MODERN TOPICS**9**

Productivity: Concept; Measurements; Affecting Factors; Methods to Improve – Modern Topics (concept, feature/characteristics, procedure, merits and demerits): Business Process Reengineering (BPR); Benchmarking; SWOT/SWOC Analysis; Total Productive Maintenance; Enterprise Resource Planning (ERP); Management of Information Systems (MIS).

TOTAL : 45 PERIODS**COURSE OUTCOMES:**

At the end of the course the students would be able to

- CO1 Explain basic concepts of management; approaches to management; contributors to management studies; various forms of business organization and trade unions function in professional organizations.
- CO2 Discuss the planning; organizing and staffing functions of management in professional organization.
- CO3 Apply the leading; controlling and decision making functions of management in professional organization.
- CO4 Discuss the organizational theory in professional organization.
- CO5 Apply principles of productivity and modern concepts in management in professional organization.

TEXT BOOKS:


1. M. Govindarajan and S. Natarajan, "Principles of Management", Prentice Hall of India, New Delhi, 2009.
2. Koontz. H. and Weihrich. H., "Essentials of Management: An International Perspective", 8th Edition, Tata McGrawhill, New Delhi, 2010.

REFERENCES:

1. Joseph J, Massie, "Essentials of Management", 4th Edition, Pearson Education, 1987.
2. Saxena, P. K., "Principles of Management: A Modern Approach", Global India Publications, 2009.
3. S.Chandran, "Organizational Behaviours", Vikas Publishing House Pvt. Ltd., 1994.
4. Richard L. Daft, "Organization Theory and Design", South Western College Publishing, 11th Edition, 2012.
5. S. TrevisCerto, "Modern Management Concepts and Skills", Pearson Education, 2018.

MAPPING OF COS AND POS:

C O	PO												PSO		
	1	2	3	4	5	6	7	8	9	10	11	12	1	2	3
1	1	1	1	1	1	3	2	3	2	3	1	3	1	1	1
2	1	1	1	1	1	3	2	3	2	3	1	3	1	1	1
3	1	1	1	1	1	3	2	3	2	3	1	3	1	1	1
4	1	1	1	1	1	3	2	3	2	3	1	3	1	1	1
5	1	1	1	1	1	3	2	3	2	3	1	3	1	1	1



MX3081

INTRODUCTION TO WOMEN AND GENDER STUDIES

**L T P C
3 0 0 0**

COURSE OUTLINE

UNIT I CONCEPTS

Sex vs. Gender, masculinity, femininity, socialization, patriarchy, public/ private, essentialism, binaryism, power, hegemony, hierarchy, stereotype, gender roles, gender relation, deconstruction, resistance, sexual division of labour.

UNIT II FEMINIST THEORY

Liberal, Marxist, Socialist, Radical, Psychoanalytic, postmodernist, ecofeminist.

UNIT III WOMEN'S MOVEMENTS: GLOBAL, NATIONAL AND LOCAL

Rise of Feminism in Europe and America. Women's Movement in India.

UNIT IV GENDER AND LANGUAGE

Linguistic Forms and Gender. Gender and narratives.

UNIT V GENDER AND REPRESENTATION

Advertising and popular visual media.

Gender and Representation in Alternative Media. Gender and social media.

TOTAL : 45 PERIODS

MX3082

ELEMENTS OF LITERATURE

**L T P C
3 0 0 0**

OBJECTIVE:

- To make the students aware about the finer sensibilities of human existence through an art form. The students will learn to appreciate different forms of literature as suitable modes of expressing human experience.

1. COURSE CONTENTS

Introduction to Elements of Literature

1. Relevance of literature

- a) Enhances Reading, thinking, discussing and writing skills.
- b) Develops finer sensibility for better human relationship.
- c) Increases understanding of the problem of humanity without bias.
- d) Providing space to reconcile and get a cathartic effect.

2. Elements of fiction

- a) Fiction, fact and literary truth.
- b) Fictional modes and patterns.
- c) Plot character and perspective.

3. Elements of poetry

- a) Emotions and imaginations.
- b) Figurative language.
- c) (Simile, metaphor, conceit, symbol, pun and irony).
- d) Personification and animation.
- e) Rhetoric and trend.

4. Elements of drama

- a) Drama as representational art.
- b) Content mode and elements.
- c) Theatrical performance.
- d) Drama as narration, mediation and persuasion.
- e) Features of tragedy, comedy and satire.

3. READINGS:

1. An Introduction to the Study of English Literature, W.H. Hudson, Atlantic, 2007.
2. An Introduction to Literary Studies, Mario Klarer, Routledge, 2013.
3. The Experience of Poetry, Graham Mode, Open college of Arts with Open Univ Press, 1991.
4. The Elements of Fiction: A Survey, Ulf Wolf (ed), Wolfstuff, 2114.
5. The Elements of Drama, J.L.Styan, Literary Licensing, 2011.

3.1 Textbook:

1.2 *Reference Books:: To be decided by the teacher and student, on the basis of individual student so as to enable him or her to write the term paper.

4. OTHER SESSION:

4.1*Tutorials:

4.2*Laboratory:

4.3*Project: The students will write a term paper to show their understanding of a particular piece of literature

5.*ASSESSMENT:

5.1HA:

5.2Quizzes-HA:

5.3Periodical Examination: one

5.4Project/Lab: one (under the guidance of the teachers the students will take a volume of poetry, fiction or drama and write a term paper to show their understanding of it in a given context; sociological, psychological, historical, autobiographical etc.

5.5Final Exam:

TOTAL: 45 PERIODS

OUTCOME OF THE COURSE:

- Students will be able to understand the relevance of literature in human life and appreciate its aspects in developing finer sensibilities.

MX3083

FILM APPRECIATION

L T P C
3 0 0 0

In this course on film appreciation, the students will be introduced broadly to the development of film as an art and entertainment form. It will also discuss the language of cinema as it evolved over a century. The students will be taught as to how to read a film and appreciate the various nuances of a film as a text. The students will be guided to study film joyfully.

Theme - A: The Component of Films

A-1: The material and equipment

A-2: The story, screenplay and script

A-3: The actors, crew members, and the director

A-4: The process of film making... structure of a film

Theme - B: Evolution of Film Language

B-1: Film language, form, movement etc.

B-2: Early cinema... **silent film** (Particularly French)

B-3: The emergence of feature films: **Birth of a Nation**

B-4: Talkies

Theme - C: Film Theories and Criticism/Appreciation

C-1: Realist theory; Auteurs

C-2: Psychoanalytic, Ideological, Feminists

C-3: How to read films?

C-4: Film Criticism / Appreciation

Theme – D: Development of Films

D-1: Representative Soviet films

D-2: Representative Japanese films

D-3: Representative Italian films

D-4: Representative Hollywood film and the studio system

Theme - E: Indian Films

E-1: The early era

E-2: The important films made by the directors

E-3: The regional films

E-4: The documentaries in India

READING:

A Reader containing important articles on films will be prepared and given to the students. The students must read them and present in the class and have discussion on these.

MX3084

DISASTER RISK REDUCTION AND MANAGEMENT

L T P C

3 0 0 0

COURSE OBJECTIVE

- To impart knowledge on concepts related to disaster, disaster risk reduction, disaster management
- To acquaint with the skills for planning and organizing disaster response

UNIT I HAZARDS, VULNERABILITY AND DISASTER RISKS

9

Definition: Disaster, Hazard, Vulnerability, Resilience, Risks – Types of Disasters: Natural, Human induced, Climate change induced –Earthquake, Landslide, Flood, Drought, Fire etc – Technological disasters- Structural collapse, Industrial accidents, oil spills -Causes, Impacts including social, Economic, political, environmental, health, psychosocial, etc.- Disaster vulnerability profile of India and Tamil Nadu - Global trends in disasters: urban disasters, pandemics, Complex emergencies, - -, Inter relations between Disasters and Sustainable development Goals

UNIT II DISASTER RISK REDUCTION (DRR)

9

Sendai Framework for Disaster Risk Reduction, Disaster cycle - Phases, Culture of safety, prevention, mitigation and preparedness community Based DRR, Structural- nonstructural measures, Roles and responsibilities of- community, Panchayati Raj Institutions / Urban Local Bodies (PRIs/ULBs), States, Centre, and other stakeholders- Early Warning System – Advisories from Appropriate Agencies.- Relevance of indigenous Knowledge, appropriate technology and Local resources.

UNIT III DISASTER MANAGEMENT

9

Components of Disaster Management – Preparedness of rescue and relief, mitigation, rehabilitation and reconstruction- Disaster Risk Management and post disaster management – Compensation and Insurance- Disaster Management Act (2005) and Policy - Other related policies, plans, programmes and legislation - Institutional Processes and Framework at State and Central Level- (NDMA –SDMA-DDMA-NRDF- Civic Volunteers)

UNIT IV TOOLS AND TECHNOLOGY FOR DISASTER MANAGEMENT

9

Early warning systems -Components of Disaster Relief: Water, Food, Sanitation, Shelter, Health, Waste Management, Institutional arrangements (Mitigation, Response and Preparedness, – Role of GIS and Information Technology Components in Preparedness, Risk Assessment, Response and Recovery Phases of Disaster – Disaster Damage Assessment. - Elements of Climate Resilient Development –Standard operation Procedure for disaster response – Financial planning for disaster Management

UNIT V DISASTER MANAGEMENT: CASE STUDIES

9

Discussion on selected case studies to analyse the potential impacts and actions in the context of disasters-Landslide Hazard Zonation: Earthquake Vulnerability Assessment of Buildings and Infrastructure: Case Studies, Drought Assessment: Case Studies, Coastal Flooding: Storm Surge

Assessment, Floods: Fluvial and Pluvial Flooding: Case Studies; Forest Fire: Case Studies, Man Made disasters: Case Studies, Space Based Inputs for Disaster Mitigation and Management and field works related to disaster management.- Field work-Mock drill -

TOTAL : 45 PERIODS

TEXT BOOKS:

- 1 Taimpo (2016), Disaster Management and Preparedness, CRC Publications
- 2 Singh R (2017), Disaster Management Guidelines for earthquakes, Landslides, Avalanches and tsunami, Horizon Press Publications
- 3 Singhal J.P. "Disaster Management", Laxmi Publications, 2010. ISBN-10: 9380386427 ISBN-13: 978-9380386423
- 4 Tushar Bhattacharya, "Disaster Science and Management", McGraw Hill India Education Pvt. Ltd., 2012. **ISBN-10:** 1259007367, **ISBN-13:** 978-1259007361]

REFERENCES

1. Govt. of India: Disaster Management Act, Government of India, New Delhi, 2005.
2. Government of India, National Disaster Management Policy, 2009.
3. Shaw R (2016), Community based Disaster risk reduction, Oxford University Press

COURSE OUTCOME:

- CO1:** To impart knowledge on the concepts of Disaster, Vulnerability and Disaster Risk reduction (DRR)
- CO2:** To enhance understanding on Hazards, Vulnerability and Disaster Risk Assessment prevention and risk reduction
- CO3:** To develop disaster response skills by adopting relevant tools and technology
- CO4:** Enhance awareness of institutional processes for Disaster response in the country and
- CO5:** Develop rudimentary ability to respond to their surroundings with potential Disaster response in areas where they live, with due sensitivity

CO's – PO's & PSO's MAPPING

CO's	PO's												PSO's		
	1	2	3	4	5	6	7	8	9	10	11	12	1	2	3
1	3	3	2	3	-	-	2	2	-	-	2	-	2	-	1
2	3	3	3	3	-	-	2	1	-	-	2	-	2	-	1
3	3	3	3	3	-	-	2	2	-	-	-	-	2	-	1
4	3	3	2	3	-	-	2	1	-	-	2	-	2	-	1
5	3	3	2	3	-	-	2	2	-	-	2	-	3	-	1
AVG	3	3	3	3	-	-	2	2	-	-	2	-	2	-	1

MANDATORY COURSES II

MX3085 WELL-BEING WITH TRADITIONAL PRACTICES-YOGA, AYURVEDA L T P C
SIDDHA 3 0 0 0

COURSE OBJECTIVES:

- To enjoy life happily with fun filled new style activities that help to maintain health also
- To adapt a few lifestyle changes that will prevent many health disorders

- To be cool and handbill every emotion very smoothly in every walk of life
- To learn to eat cost effective but healthy foods that are rich in essential nutrients
- To develop immunity naturally that will improve resistance against many health disorders

UNIT I HEALTH AND ITS IMPORTANCE

2+4

Health: Definition - Importance of maintaining health - More importance on prevention than treatment

Ten types of health one has to maintain - Physical health - Mental health - Social health - Financial health - Emotional health - Spiritual health - Intellectual health - Relationship health - Environmental health - Occupational/Professional health.

Present health status - The life expectancy-present status - mortality rate - dreadful diseases - Non-communicable diseases (NCDs) the leading cause of death - 60% - heart disease – cancer – diabetes - chronic pulmonary diseases - risk factors – tobacco – alcohol - unhealthy diet - lack of physical activities.

Types of diseases and disorders - Lifestyle disorders – Obesity – Diabetes - Cardiovascular diseases – Cancer – Strokes – COPD - Arthritis - Mental health issues.

Causes of the above diseases / disorders - Importance of prevention of illness - Takes care of health - Improves quality of life - Reduces absenteeism - Increase satisfaction - Saves time

Simple lifestyle modifications to maintain health - Healthy Eating habits (Balanced diet according to age) Physical Activities (Stretching exercise, aerobics, resisting exercise) - Maintaining BMI-Importance and actions to be taken

UNIT II DIET

4+6

Role of diet in maintaining health - energy one needs to keep active throughout the day - nutrients one needs for growth and repair - helps one to stay strong and healthy - helps to prevent diet-related illness, such as some cancers - keeps active and - helps one to maintain a healthy weight - helps to reduce risk of developing lifestyle disorders like diabetes – arthritis – hypertension – PCOD – infertility – ADHD – sleeplessness -helps to reduce the risk of heart diseases - keeps the teeth and bones strong.

Balanced Diet and its 7 Components - Carbohydrates – Proteins – Fats – Vitamins – Minerals - Fibre and Water.

Food additives and their merits & demerits - Effects of food additives - Types of food additives - Food additives and processed foods - Food additives and their reactions

Definition of BMI and maintaining it with diet

Importance - Consequences of not maintaining BMI - different steps to maintain optimal BM

Common cooking mistakes

Different cooking methods, merits and demerits of each method

UNIT III ROLE OF AYURVEDA & SIDDHA SYSTEMS IN MAINTAINING HEALTH

4+4

AYUSH systems and their role in maintaining health - preventive aspect of AYUSH - AYUSH as a soft therapy.

Secrets of traditional healthy living - Traditional Diet and Nutrition - Regimen of Personal and Social Hygiene - Daily routine (Dinacharya) - Seasonal regimens (Ritucharya) - basic sanitation and healthy living environment - Sadvritta (good conduct) - for conducive social life.

Principles of Siddha & Ayurveda systems - Macrocosm and Microcosm theory - Pancheekarana Theory / (Five Element Theory) 96 fundamental Principles - Uyir Thathukkal (Tri-Dosha Theory) - Udal Thathukkal

Prevention of illness with our traditional system of medicine

Primary Prevention - To decrease the number of new cases of a disorder or illness - Health promotion/education, and - Specific protective measures - Secondary Prevention - To lower the rate of established cases of a disorder or illness in the population (prevalence) - Tertiary Prevention - To decrease the amount of disability associated with an existing disorder.

UNIT IV MENTAL WELLNESS

3+4

Emotional health - Definition and types - Three key elements: the subjective experience - the physiological response - the behavioral response - Importance of maintaining emotional health - Role of emotions in daily life - Short term and long term effects of emotional disturbances - Leading a healthy life with emotions - Practices for emotional health - Recognize how thoughts influence emotions - Cultivate positive thoughts - Practice self-compassion - Expressing a full range of emotions.

Stress management - Stress definition - Stress in daily life - How stress affects one's life - Identifying the cause of stress - Symptoms of stress - Managing stress (habits, tools, training, professional help) - Complications of stress mismanagement.

Sleep - Sleep and its importance for mental wellness - Sleep and digestion.

Immunity - Types and importance - Ways to develop immunity

UNIT V YOGA

2+12

Definition and importance of yoga - Types of yoga - How to Choose the Right Kind for individuals according to their age - The Eight Limbs of Yoga - Simple yogasanas for cure and prevention of health disorders - What yoga can bring to our life.

TOTAL : 45 PERIODS

TEXT BOOKS:

1. Nutrition and Dietetics - Ashley Martin, Published by White Word Publications, New York, NY 10001, USA
2. Yoga for Beginners_ 35 Simple Yoga Poses to Calm Your Mind and Strengthen Your Body, by Cory Martin, Copyright © 2015 by Althea Press, Berkeley, California

REFERENCES:

1. WHAT WE KNOW ABOUT EMOTIONAL INTELLIGENCE How It Affects Learning, Work, Relationships, and Our Mental Health, by Moshe Zeidner, Gerald Matthews, and Richard D.Roberts
A Bradford Book, The MIT Press, Cambridge, Massachusetts, London, England
2. The Mindful Self-Compassion Workbook, Kristin Neff, Ph.D Christopher Germer, Ph.D, Published by The Guilford Press A Division of Guilford Publications, Inc.370 Seventh Avenue, Suite 1200, New York, NY 10001
1. <https://www.ncbi.nlm.nih.gov/pmc/articles/PMC4799645/>
2. **Simple lifestyle modifications to maintain health**
<https://www.niddk.nih.gov/health-information/diet-nutrition/changing-habits-better-health#:~:text=Make%20your%20new%20healthy%20habit,t%20have%20time%20to%20cook.>
3. **Read more:** <https://www.legit.ng/1163909-classes-food-examples-functions.html>
4. <https://www.yaclass.in/p/science-state-board/class-9/nutrition-and-health-5926>
5. **Benefits of healthy eating** <https://www.cdc.gov/nutrition/resources-publications/benefits-of-healthy-eating.html>
6. **Food additives** <https://www.betterhealth.vic.gov.au/health/conditionsandtreatments/food-additives>
7. **BMI** <https://www.hsph.harvard.edu/nutritionsource/healthy-weight/>
<https://www.who.int/europe/news-room/fact-sheets/item/a-healthy-lifestyle---who-recommendations>

8. **Yoga** <https://www.healthifyme.com/blog/types-of-yoga/>
<https://yogamedicine.com/guide-types-yoga-styles/>
Ayurveda : <https://vikaspedia.in/health/ayush/ayurveda-1/concept-of-healthy-living-in-ayurveda>
9. **Siddha** : http://www.tkdI.res.in/tkdI/langdefault/Siddha/Sid_Siddha_Concepts.asp
10. **CAM** : <https://www.hindawi.com/journals/ecam/2013/376327/>
11. **Preventive** herbs : <https://www.ncbi.nlm.nih.gov/pmc/articles/PMC3847409/>

COURSE OUTCOMES:

After completing the course, the students will be able to:

- Learn the importance of different components of health
- Gain confidence to lead a healthy life
- Learn new techniques to prevent lifestyle health disorders
- Understand the importance of diet and workouts in maintaining health

MX3086

HISTORY OF SCIENCE AND TECHNOLOGY IN INDIA

L T P C
3 0 0 0

UNIT- I CONCEPTS AND PERSPECTIVES

Meaning of History

Objectivity, Determinism, Relativism, Causation, Generalization in History; Moral judgment in history

Extent of subjectivity, contrast with physical sciences, interpretation and speculation, causation verses evidence, concept of historical inevitability, Historical Positivism.

Science and Technology-Meaning, Scope and Importance, Interaction of science, technology & society, Sources of history on science and technology in India.

UNIT- II HISTORIOGRAPHY OF SCIENCE AND TECHNOLOGY IN INDIA

Introduction to the works of D.D. Kosambi, Dharmpal, Debiprasad Chattopadhyay, Rehman, S. Irfan Habib, Deepak Kumar, Dhruv Raina, and others.

UNIT- III SCIENCE AND TECHNOLOGY IN ANCIENT INDIA

Technology in pre-historic period

Beginning of agriculture and its impact on technology

Science and Technology during Vedic and Later Vedic times

Science and technology from 1st century AD to C-1200.

UNIT-IV SCIENCE AND TECHNOLOGY IN MEDIEVAL INDIA

Legacy of technology in Medieval India, Interactions with Arabs

Development in medical knowledge, interaction between Unani and Ayurveda and alchemy

Astronomy and Mathematics: interaction with Arabic Sciences

Science and Technology on the eve of British conquest

UNIT-V SCIENCE AND TECHNOLOGY IN COLONIAL INDIA

Science and the Empire

Indian response to Western Science

Growth of techno-scientific institutions

UNIT-VI SCIENCE AND TECHNOLOGY IN A POST-INDEPENDENT INDIA

Science, Technology and Development discourse

Shaping of the Science and Technology Policy

Developments in the field of Science and Technology

Science and technology in globalizing India

Social implications of new technologies like the Information Technology and Biotechnology

TOTAL : 45 PERIODS

MX3087 POLITICAL AND ECONOMIC THOUGHT FOR A HUMANE SOCIETY L T P C
3 0 0 0

Pre-Requisite: None. (Desirable: Universal Human Values 1, Universal Human Values 2)

OBJECTIVES:

- This course will begin with a short overview of human needs and desires and how different political-economic systems try to fulfill them. In the process, we will end with a critique of different systems and their implementations in the past, with possible future directions.

COURSE TOPICS:

Considerations for humane society, holistic thought, human being's desires, harmony in self, harmony in relationships, society, and nature, societal systems. **(9 lectures, 1 hour each)**

(Refs: A Nagaraj, M K Gandhi, JC Kumarappa)

Capitalism – Free markets, demand-supply, perfect competition, laissez-faire, monopolies, imperialism. Liberal democracy. **(5 lectures)**

(Refs: Adam Smith, J S Mill)

Fascism and totalitarianism. World war I and II. Cold war. **(2 lectures)**

Communism – Mode of production, theory of labour, surplus value, class struggle, dialectical materialism, historical materialism, Russian and Chinese models.

(Refs: Marx, Lenin, Mao, M N Roy) **(5 lectures)**

Welfare state. Relation with human desires. Empowered human beings, satisfaction. **(3 lectures)**

Gandhian thought. Swaraj, Decentralized economy & polity, Community. Control over one's lives. Relationship with nature. **(6 lectures)**

(Refs: M K Gandhi, Schumacher, Kumarappa)

Essential elements of Indian civilization. **(3 lectures)**

(Refs: Pt Sundarlal, R C Mazumdar, Dharampal)

Technology as driver of society, Role of education in shaping of society. Future directions. **(4 lectures)** (Refs: Nandkishore Acharya, David Dixon, Levis Mumford)

Conclusion (2 lectures)

Total lectures: 39

Preferred Textbooks: See Reference Books

Reference Books: Authors mentioned along with topics above. Detailed reading list will be provided.

GRADING:

Mid sems

30

End sem	20
Home Assign	10
Term paper	40

TOTAL : 45 PERIODS

OUTCOME:

- The students will get an understanding of how societies are shaped by philosophy, political and economic system, how they relate to fulfilling human goals & desires with some case studies of how different attempts have been made in the past and how they have fared.

MX3088

STATE, NATION BUILDING AND POLITICS IN INDIA

**L T P C
3 0 0 0**

OBJECTIVE:

The objective of the course is to provide an understanding of the state, how it works through its main organs, primacy of politics and political process, the concept of sovereignty and its changing contours in a globalized world. In the light of this, an attempt will be made to acquaint the students with the main development and legacies of national movement and constitutional development in India, reasons for adopting a Parliamentary-federal system, the broad philosophy of the Constitution of India and the changing nature of Indian Political System. Challenges/ problems and issues concerning national integration and nation-building will also be discussed in the contemporary context with the aim of developing a future vision for a better India.

TOPICS:

Understanding the need and role of State and politics.

Development of Nation-State, sovereignty, sovereignty in a globalized world.

Organs of State – Executive, Legislature, Judiciary. Separation of powers, forms of government-unitary-federal, Presidential-Parliamentary, The idea of India.

1857 and the national awakening.

1885 Indian National Congress and development of national movement – its legacies. Constitution making and the Constitution of India.

Goals, objective and philosophy.

Why a federal system?

National integration and nation-building.

Challenges of nation-building – State against democracy (Kothari)

New social movements.

The changing nature of Indian Political System, the future scenario. What can we do?

OUTCOME OF THE COURSE:

It is expected that this course will make students aware of the theoretical aspect of the state, its organs, its operationalization aspect, the background and philosophy behind the founding of the present political system, broad streams and challenges of national integration and nation-building in India. It will equip the students with the real understanding of our political system/ process in correct perspective and make them sit up and think for devising ways for better participation in the system with a view to making the governance and delivery system better for the common man who is often left unheard and unattended in our democratic setup besides generating a lot of dissatisfaction and difficulties for the system.

SUGGESTED READING:

- i. Sunil Khilnani, The Idea of India. Penguin India Ltd., New Delhi.
- ii. Madhav Khosla, The Indian Constitution, Oxford University Press. New Delhi, 2012.
- iii. Brij Kishore Sharma, Introduction to the Indian Constitution, PHI, New Delhi, latest edition.
- iv. Sumantra Bose, Transforming India: Challenges to the World's Largest Democracy, Picador India, 2013.
- v. Atul Kohli, Democracy and Discontent: India's Growing Crisis of Governability, Cambridge University Press, Cambridge, U. K., 1991.
- vi. M. P. Singh and Rekha Saxena, Indian Politics: Contemporary Issues and Concerns, PHI, New Delhi, 2008, latest edition.
- vii. Rajni Kothari, Rethinking Democracy, Orient Longman, New Delhi, 2005.

TOTAL : 45 PERIODS

MX3089

INDUSTRIAL SAFETY

L T P C
3 0 0 0

OBJECTIVES

- To Understand the Introduction and basic Terminologies safety.
- To enable the students to learn about the Important Statutory Regulations and standards.
- To enable students to Conduct and participate the various Safety activities in the Industry.
- To have knowledge about Workplace Exposures and Hazards.
- To assess the various Hazards and consequences through various Risk Assessment Techniques.

UNIT I SAFETY TERMINOLOGIES

Hazard-Types of Hazard- Risk-Hierarchy of Hazards Control Measures-Lead indicators- lag Indicators-Flammability- Toxicity Time-weighted Average (TWA) - Threshold LimitValue (TLV) - Short Term Exposure Limit (STEL)- Immediately dangerous to life or health (IDLH)- acute and chronic Effects- Routes of Chemical Entry-Personnel Protective Equipment- Health and Safety Policy-Material Safety Data Sheet MSDS

UNIT II STANDARDS AND REGULATIONS

Indian Factories Act-1948- Health- Safety- Hazardous materials and Welfare- ISO 45001:2018 occupational health and safety (OH&S) - Occupational Safety and Health Audit IS14489:1998- Hazard Identification and Risk Analysis- code of practice IS 15656:2006

UNIT III SAFETY ACTIVITIES

Toolbox Talk- Role of safety Committee- Responsibilities of Safety Officers and Safety Representatives- Safety Training and Safety Incentives- Mock Drills- On-site Emergency Action Plan- Off-site Emergency Action Plan- Safety poster and Display- Human Error Assessment

UNIT IV WORKPLACE HEALTH AND SAFETY

Noise hazard- Particulate matter- musculoskeletal disorder improper sitting poster and lifting Ergonomics RULE & REBA- Unsafe act & Unsafe Condition- Electrical Hazards- Crane Safety- Toxic gas Release

UNIT V HAZARD IDENTIFICATION TECHNIQUES

Job Safety Analysis-Preliminary Hazard Analysis-Failure mode and Effects Analysis- Hazard and Operability- Fault Tree Analysis- Event Tree Analysis Qualitative and Quantitative Risk Assessment- Checklist Analysis- Root cause analysis- What-If Analysis- and Hazard Identification and Risk Assessment

Course outcomes on completion of this course the student will be able:

- Understand the basic concept of safety.
- Obtain knowledge of Statutory Regulations and standards.

- Know about the safety Activities of the Working Place.
- Analyze on the impact of Occupational Exposures and their Remedies
- Obtain knowledge of Risk Assessment Techniques.

TEXTBOOKS

1. R.K. Jain and Prof. Sunil S. Rao Industrial Safety, Health and Environment Management Systems KHANNA PUBLISHER
2. L. M. Deshmukh Industrial Safety Management: Hazard Identification and Risk Control McGraw-Hill Education

REFERENCES

1. Frank Lees (2012) 'Lees' Loss Prevention in Process Industries. Butterworth-Heinemann publications, UK, 4th Edition.
2. John Ridley & John Channing (2008) Safety at Work: Routledge, 7th Edition.
3. Dan Petersen (2003) Techniques of Safety Management: A System Approach.
4. Alan Waring. (1996). Safety management system: Chapman & Hall, England
5. Society of Safety Engineers, USA

ONLINE RESOURCES

ISO 45001:2018 occupational health and safety (OH&S) International Organization for Standardization <https://www.iso.org/standard/63787.html>

Indian Standard code of practice on occupational safety and health audit <https://law.resource.org/pub/in/bis/S02/is.14489.1998.pdf>

Indian Standard code of practice on Hazard Identification and Risk Analysis IS 15656:2006 <https://law.resource.org/pub/in/bis/S02/is.15656.2006.pdf>

Course Outcomes	Statement	Program Outcome														
		PO 1	PO 2	PO 3	PO 4	PO 5	PO 6	PO 7	PO 8	PO 9	PO 10	PO 11	PO 12	PS O1	PS O2	PS O3
CO1	Understand the basic concept of safety.	3	3	3	1	1	3	2	2	3	3	1	3	3	3	3
CO2	Obtain knowledge of Statutory Regulations and standards.	2	3	2	2	1	3	2	3	3	2	1	3	3	3	3
CO3	Know about the safety Activities of the Working Place.	2	2	2	2	1	2	2	2	3	2	1	2	3	3	3
CO4	Analyze on the impact of Occupational Exposures and their Remedies	3	3	3	2	2	3	2	2	3	2	1	3	3	3	3
CO5	Obtain knowledge of Risk Assessment Techniques.	3	2	3	2	2	3	2	2	3	2	2	3	3	3	3
Industrial safety		3	3	3	2	1	3	2	2	3	2	1	3	3	3	3

OPEN ELECTIVE I AND II

OBJECTIVES:

The main objectives of this course are to:

1. Understand the importance, principles, and search methods of AI
2. Provide knowledge on predicate logic and Prolog.
3. Introduce machine learning fundamentals
4. Study of supervised learning algorithms.
5. Study about unsupervised learning algorithms.

UNIT I INTELLIGENT AGENT AND UNINFORMED SEARCH**6**

Introduction - Foundations of AI - History of AI - The state of the art - Risks and Benefits of AI - **Intelligent Agents** - Nature of Environment - Structure of Agent - Problem Solving Agents - Formulating Problems - **Uninformed Search** - Breadth First Search - Dijkstra's algorithm or uniform-cost search - Depth First Search - Depth Limited Search

UNIT II PROBLEM SOLVING WITH SEARCH TECHNIQUES**6**

Informed Search - Greedy Best First - A* algorithm - Adversarial Game and Search - **Game theory** - Optimal decisions in game - Min Max Search algorithm - Alpha-beta pruning - **Constraint Satisfaction Problems (CSP)** - Examples - Map Coloring - Job Scheduling - Backtracking Search for CSP

UNIT III LEARNING**6**

Machine Learning: Definitions – Classification - Regression - approaches of machine learning models - Types of learning - Probability - Basics - Linear Algebra – Hypothesis space and inductive bias, Evaluation. Training and test sets, cross validation, Concept of over fitting, under fitting, Bias and Variance - **Regression**: Linear Regression - Logistic Regression

UNIT IV SUPERVISED LEARNING**6**

Neural Network: Introduction, Perceptron Networks – Adaline - Back propagation networks - **Decision Tree**: Entropy – Information gain - Gini Impurity - classification algorithm - Rule based Classification - **Naïve Bayesian classification** - **Support Vector Machines (SVM)**

UNIT V UNSUPERVISED LEARNING**6**

Unsupervised Learning – Principle Component Analysis - **Neural Network**: Fixed Weight Competitive Nets - Kohonen Self-Organizing Feature Maps – **Clustering**: Definition - Types of Clustering – Hierarchical clustering algorithms – k-means algorithm

TOTAL : 30 PERIODS**PRACTICAL EXERCISES: 30 PERIODS****Programs for Problem solving with Search**

1. Implement breadth first search
2. Implement depth first search
3. Analysis of breadth first and depth first search in terms of time and space
4. Implement and compare Greedy and A* algorithms.

Supervised learning

5. Implement the non-parametric locally weighted regression algorithm in order to fit data points. Select appropriate data set for your experiment and draw graphs
6. Write a program to demonstrate the working of the decision tree based algorithm.
7. Build an artificial neural network by implementing the back propagation algorithm and test the same using appropriate data sets.
8. Write a program to implement the naïve Bayesian classifier.

Unsupervised learning

9. Implementing neural network using self-organizing maps
10. Implementing k-Means algorithm to cluster a set of data.
11. Implementing hierarchical clustering algorithm.

Note:

- Installation of gnu-prolog, Study of Prolog (gnu-prolog).
- The programs can be implemented in using C++/JAVA/ Python or appropriate tools can be used by designing good user interface
- Data sets can be taken from standard repositories (<https://archive.ics.uci.edu/ml/datasets.html>) or constructed by the students.

OUTCOMES:

CO1: Understand the foundations of AI and the structure of Intelligent Agents

CO2: Use appropriate search algorithms for any AI problem

CO3: Study of learning methods

CO4: Solving problem using Supervised learning

CO5: Solving problem using Unsupervised learning

TOTAL: 60 PERIODS

TEXT BOOKS:

1. S. Russell and P. Norvig, "Artificial Intelligence: A Modern Approach", Prentice Hall, Fourth Edition, 2021
2. S.N.Sivanandam and S.N.Deepa, Principles of soft computing-Wiley India.3 rd ed,

REFERENCES

1. Machine Learning. Tom Mitchell. First Edition, McGraw- Hill, 1997.
2. I. Bratko, "Prolog: Programming for Artificial Intelligencell, Fourth edition, Addison-Wesley Educational Publishers Inc., 2011.
3. C. Muller & Sarah Alpaydin, Ethem. Introduction to machine learning. MIT press, 2020.

OCS352

IOT CONCEPTS AND APPLICATIONS

L T P C
2 0 2 3

OBJECTIVES:

- To apprise students with basic knowledge of IoT that paves a platform to understand physical and logical design of IOT
- To teach a student how to analyse requirements of various communication models and protocols for cost-effective design of IoT applications on different IoT platforms.
- To introduce the technologies behind Internet of Things(IoT).
- To explain the students how to code for an IoT application using Arduino/Raspberry Pi open platform.
- To apply the concept of Internet of Things in real world scenario.

UNIT I INTRODUCTION TO INTERNET OF THINGS 5

Evolution of Internet of Things – Enabling Technologies – IoT Architectures: oneM2M, IoT World Forum (IoTWF) and Alternative IoT Models – Simplified IoT Architecture and Core IoT Functional Stack – Fog, Edge and Cloud in IoT

UNIT II COMPONENTS IN INTERNET OF THINGS 5

Functional Blocks of an IoT Ecosystem – Sensors, Actuators, and Smart Objects – Control Units - Communication modules (Bluetooth, Zigbee,Wifi, GPS, GSM Modules)

UNIT III PROTOCOLS AND TECHNOLOGIES BEHIND IOT 6

IOT Protocols - IPv6, 6LoWPAN, MQTT, CoAP - RFID, Wireless Sensor Networks, BigData Analytics, Cloud Computing, Embedded Systems.

UNIT IV OPEN PLATFORMS AND PROGRAMMING 7

IOT deployment for Raspberry Pi /Arduino platform-Architecture –Programming – Interfacing – Accessing GPIO Pins – Sending and Receiving Signals Using GPIO Pins – Connecting to the Cloud.

UNIT V IOT APPLICATIONS**7**

Business models for the internet of things, Smart city, Smart mobility and transport, Industrial IoT, Smart health, Environment monitoring and surveillance – Home Automation – Smart Agriculture

30 PERIODS**PRACTICAL EXERCISES: 30 PERIODS**

1. Introduction to Arduino platform and programming
2. Interfacing Arduino to Zigbee module
3. Interfacing Arduino to GSM module
4. Interfacing Arduino to Bluetooth Module
5. Introduction to Raspberry PI platform and python programming
6. Interfacing sensors to Raspberry PI
7. Communicate between Arduino and Raspberry PI using any wireless medium
8. Setup a cloud platform to log the data
9. Log Data using Raspberry PI and upload to the cloud platform
10. Design an IOT based system

OUTCOMES:**CO 1:** Explain the concept of IoT.**CO 2:** Understand the communication models and various protocols for IoT.**CO 3:** Design portable IoT using Arduino/Raspberry Pi /open platform**CO 4:** Apply data analytics and use cloud offerings related to IoT.**CO 5:** Analyze applications of IoT in real time scenario.**TOTAL:60 PERIODS****TEXTBOOKS**

1. Robert Barton, Patrick Grossetete, David Hanes, Jerome Henry, Gonzalo Salgueiro, "IoT Fundamentals: Networking Technologies, Protocols, and Use Cases for the Internet of Things", CISCO Press, 2017
2. Samuel Greengard, The Internet of Things, The MIT Press, 2015

REFERENCES

1. Perry Lea, "Internet of things for architects", Packt, 2018
2. Olivier Hersent, David Boswarthick, Omar Elloumi, "The Internet of Things – Key applications and Protocols", Wiley, 2012
3. IOT (Internet of Things) Programming: A Simple and Fast Way of Learning, IOT Kindle Edition.
4. Dieter Uckelmann, Mark Harrison, Michahelles, Florian (Eds), "Architecting the Internet of Things", Springer, 2011.
5. ArshdeepBahga, Vijay Madiseti, "Internet of Things – A hands-on approach", Universities Press, 2015
6. <https://www.arduino.cc/>
https://www.ibm.com/smarterplanet/us/en/?ca=v_smarterplanet

OCS353**DATA SCIENCE FUNDAMENTALS****L T P C
2 0 2 3****COURSE OBJECTIVES:**

- Familiarize students with the data science process.
- Understand the data manipulation functions in Numpy and Pandas.
- Explore different types of machine learning approaches.
- Understand and practice visualization techniques using tools.
- Learn to handle large volumes of data with case studies.

UNIT I INTRODUCTION**6**

Data Science: Benefits and uses – facets of data - Data Science Process: Overview – Defining research goals – Retrieving data – data preparation - Exploratory Data analysis – build the model

– presenting findings and building applications - Data Mining - Data Warehousing – Basic statistical descriptions of Data

UNIT II DATA MANIPULATION 9

Python Shell - Jupyter Notebook - IPython Magic Commands - NumPy Arrays-Universal Functions – Aggregations – Computation on Arrays – Fancy Indexing – Sorting arrays – Structured data – Data manipulation with Pandas – Data Indexing and Selection – Handling missing data – Hierarchical indexing – Combining datasets – Aggregation and Grouping – String operations – Working with time series – High performance

UNIT III MACHINE LEARNING 5

The modeling process - Types of machine learning - Supervised learning - Unsupervised learning - Semi-supervised learning- Classification, regression - Clustering – Outliers and Outlier Analysis

UNIT IV DATA VISUALIZATION 5

Importing Matplotlib – Simple line plots – Simple scatter plots – visualizing errors – density and contour plots – Histograms – legends – colors – subplots – text and annotation – customization – three dimensional plotting - Geographic Data with Basemap - Visualization with Seaborn

UNIT V HANDLING LARGE DATA 5

Problems - techniques for handling large volumes of data - programming tips for dealing with large data sets- Case studies: Predicting malicious URLs, Building a recommender system - Tools and techniques needed - Research question - Data preparation - Model building – Presentation and automation.

30 PERIODS

PRACTICAL EXERCISES:

30 PERIODS

LAB EXERCISES

1. Download, install and explore the features of Python for data analytics.
2. Working with Numpy arrays
3. Working with Pandas data frames
4. Basic plots using Matplotlib
5. Statistical and Probability measures
 - a) Frequency distributions
 - b) Mean, Mode, Standard Deviation
 - c) Variability
 - d) Normal curves
 - e) Correlation and scatter plots
 - f) Correlation coefficient
 - g) Regression
6. Use the standard benchmark data set for performing the following:
 - a) Univariate Analysis: Frequency, Mean, Median, Mode, Variance, Standard Deviation, Skewness and Kurtosis.
 - b) Bivariate Analysis: Linear and logistic regression modelling.
7. Apply supervised learning algorithms and unsupervised learning algorithms on any data set.
8. Apply and explore various plotting functions on any data set.

Note: Example data sets like: UCI, Iris, Pima Indians Diabetes etc.

COURSE OUTCOMES:

At the end of this course, the students will be able to:

- CO1:** Gain knowledge on data science process.
- CO2:** Perform data manipulation functions using Numpy and Pandas.
- CO3:** Understand different types of machine learning approaches.
- CO4:** Perform data visualization using tools.

CO5: Handle large volumes of data in practical scenarios.

TOTAL:60 PERIODS

TEXT BOOKS

1. David Cielen, Arno D. B. Meysman, and Mohamed Ali, "Introducing Data Science", Manning Publications, 2016.
2. Jake VanderPlas, "Python Data Science Handbook", O'Reilly, 2016.

REFERENCES

1. Robert S. Witte and John S. Witte, "Statistics", Eleventh Edition, Wiley Publications, 2017.
2. Allen B. Downey, "Think Stats: Exploratory Data Analysis in Python", Green Tea Press, 2014.

CCS333

AUGMENTED REALITY/VIRTUAL REALITY

L T P C
2 0 2 3

OBJECTIVES:

- To impart the fundamental aspects and principles of AR/VR technologies.
- To know the internals of the hardware and software components involved in the development of AR/VR enabled applications.
- To learn about the graphical processing units and their architectures.
- To gain knowledge about AR/VR application development.
- To know the technologies involved in the development of AR/VR based applications.

UNIT I INTRODUCTION

7

Introduction to Virtual Reality and Augmented Reality – Definition – Introduction to Trajectories and Hybrid Space-Three I's of Virtual Reality – Virtual Reality Vs 3D Computer Graphics – Benefits of Virtual Reality – Components of VR System – Introduction to AR-AR Technologies-Input Devices – 3D Position Trackers – Types of Trackers – Navigation and Manipulation Interfaces – Gesture Interfaces – Types of Gesture Input Devices – Output Devices – Graphics Display – Human Visual System – Personal Graphics Displays – Large Volume Displays – Sound Displays – Human Auditory System.

UNIT II VR MODELING

6

Modeling – Geometric Modeling – Virtual Object Shape – Object Visual Appearance – Kinematics Modeling – Transformation Matrices – Object Position – Transformation Invariants –Object Hierarchies – Viewing the 3D World – Physical Modeling – Collision Detection – Surface Deformation – Force Computation – Force Smoothing and Mapping – Behavior Modeling – Model Management.

UNIT III VR PROGRAMMING

6

VR Programming – Toolkits and Scene Graphs – World ToolKit – Java 3D – Comparison of World ToolKit and Java 3D

UNIT IV APPLICATIONS

6

Human Factors in VR – Methodology and Terminology – VR Health and Safety Issues – VR and Society-Medical Applications of VR – Education, Arts and Entertainment – Military VR Applications – Emerging Applications of VR – VR Applications in Manufacturing – Applications of VR in Robotics – Information Visualization – VR in Business – VR in Entertainment – VR in Education.

UNIT V AUGMENTED REALITY

5

Introduction to Augmented Reality-Computer vision for AR-Interaction-Modelling and Annotation-Navigation-Wearable devices

30 PERIODS

PRACTICAL EXERCISES:

30 PERIODS

1. Study of tools like Unity, Maya, 3DS MAX, AR toolkit, Vuforia and Blender.
2. Use the primitive objects and apply various projection types by handling camera.

3. Download objects from asset store and apply various lighting and shading effects.
4. Model three dimensional objects using various modelling techniques and apply textures over them.
5. Create three dimensional realistic scenes and develop simple virtual reality enabled mobile applications which have limited interactivity.
6. Add audio and text special effects to the developed application.
7. Develop VR enabled applications using motion trackers and sensors incorporating full haptic interactivity.
8. Develop AR enabled applications with interactivity like E learning environment, Virtual walkthroughs and visualization of historic places.
9. Develop AR enabled simple applications like human anatomy visualization, DNA/RNA structure visualization and surgery simulation.
10. Develop simple MR enabled gaming applications.

TOTAL:60 PERIODS

OUTCOMES:

On completion of the course, the students will be able to:

CO1: Understand the basic concepts of AR and VR

CO2: Understand the tools and technologies related to AR/VR

CO3: Know the working principle of AR/VR related Sensor devices

CO4: Design of various models using modeling techniques

CO5: Develop AR/VR applications in different domains

TEXTBOOKS:

1. Charles Palmer, John Williamson, "Virtual Reality Blueprints: Create compelling VR experiences for mobile", Packt Publisher, 2018
2. Dieter Schmalstieg, Tobias Hollerer, "Augmented Reality: Principles & Practice", Addison Wesley, 2016
3. John Vince, "Introduction to Virtual Reality", Springer-Verlag, 2004.
4. William R. Sherman, Alan B. Craig: Understanding Virtual Reality – Interface, Application, Design", Morgan Kaufmann, 2003

OPEN ELCTIVE III

OHS351

ENGLISH FOR COMPETITIVE EXAMINATIONS

**L T P C
3 0 0 3**

COURSE DESCRIPTION:

Students aspiring to take up competitive exams of which the English language is a vital component will find this course useful. Designed for students in the higher semesters, the course will help students to familiarise themselves with those aspects of English that are tested in these examinations.

Objectives:

- To train the students in the language components essential to face competitive examinations both at the national (UPSC, Banking, Railway, Defence) and the international level (GRE, TOEFL, IELTS).
- To enhance an awareness of the specific patterns in language testing and the respective skills to tackle verbal reasoning and verbal ability tests.
- To inculcate effective practices in language-learning in order to improve accuracy in usage of grammar and coherence in writing.
- To improve students' confidence to express their ideas and opinions in formal contexts
- To create awareness of accuracy and precision in communication

UNIT I

9

Orientation on different formats of competitive exams - Vocabulary – Verbal ability – Verbal reasoning - Exploring the world of words – Essential words – Meaning and their usage – Synonyms-antonyms – Word substitution – Word analogy – Idioms and phrases – Commonly confused words – Spellings – Word expansion – New words in use.

UNIT II**9**

Grammar – Sentence improvement –Sentence completion – Rearranging phrases into sentences – Error identification –Tenses – Prepositions – Adjectives – Adverbs – Subject-verb agreement – Voice – Reported speech – Articles – Clauses – Speech patterns.

UNIT III**9**

Reading - Specific information and detail – Identifying main and supporting ideas – Speed reading techniques – Improving global reading skills – Linking ideas – Summarising – Understanding argument – Identifying opinion/attitude and making inferences - Critical reading.

UNIT IV**9**

Writing – Pre-writing techniques – Mindmap - Describing pictures and facts - Paragraph structure – organising points – Rhetoric writing – Improving an answer – Drafting, writing and developing an argument – Focus on cohesion – Using cohesive devices –Analytic writing – Structure and types of essay – Mind maps – Structure of drafts, letters, memos, emails – Statements of Purpose – Structure, Content and Style.

UNIT V**9**

Listening and Speaking – Contextual listening – Listening to instructions – Listening for specific information – Identifying detail, main ideas – Following signpost words – Stress, rhythm and intonation - Speaking to respond and elicit ideas – Guided speaking – Opening phrases – Interactive communication – Dysfluency -Sentence stress – Speaking on a topic – Giving opinions – Giving an oral presentation – Telling a story or a personal anecdote – Talking about oneself - Utterance – Speech acts- Brainstorming ideas – Group discussion.

TOTAL: 45 PERIODS**LEARNING OUTCOMES:**

At the end of the course, learners will be able

- Expand their vocabulary and gain practical techniques to read and comprehend a wide range of texts with the emphasis required
- Identify errors with precision and write with clarity and coherence
- Understand the importance of task fulfilment and the usage of task-appropriate vocabulary
- Communicate effectively in group discussions, presentations and interviews
- Write topic based essays with precision and accuracy

CO-PO & PSO MAPPING

CO	PO												PSO		
	1	2	3	4	5	6	7	8	9	10	11	12	1	2	3
1	1	3	3	1	3	3	3	3	1	3	1	3	-	-	-
2	2	3	3	2	3	3	3	3	1	3	3	3	-	-	-
3	3	3	3	3	3	3	3	3	3	3	3	3	-	-	-
4	2	2	2	2	2	2	2	2	3	3	3	3	-	-	-
5	2	2	2	2	2	2	2	2	2	3	2	3	-	-	-
AVg.	2	2.6	2.6	2	2.6	2.6	2.6	2.6	2	3	2.4	3	-	-	-

1-low, 2-medium, 3-high, ‘-’- no correlation

Note: The average value of this course to be used for program articulation matrix.

Teaching Methods:

Instructional methods will involve discussions, taking mock tests on various question papers – Objective, multiple-choice and descriptive. Peer evaluation, self-check on improvement and peer feedback - Practice sessions on speaking assessments, interview and discussion – Using multimedia.

Evaluative Pattern:

Internal Tests – 50%

End Semester Exam - 50%

TEXTBOOKS:

1. R.P.Bhatnagar - *General English for Competitive Examinations*. Macmillan India Limited, 2009.

REFERENCEBOOKS:

1. Educational Testing Service - *The Official Guide to the GRE Revised General Test*, Tata McGraw Hill, 2010.
2. *The Official Guide to the TOEFL Test*, Tata McGraw Hill, 2010.
3. R Rajagopalan- *General English for Competitive Examinations*, McGraw Hill Education (India) Private Limited, 2008.

Websites

<http://www.examenglish.com/>, <http://www.ets.org/>, <http://www.bankxams.com/>
<http://civilservicesmentor.com/>, <http://www.educationobserver.com>
<http://www.cambridgeenglish.org/in/>

OMG352

NGOS AND SUSTAINABLE DEVELOPMENT

L T P C
3 0 0 3

COURSE OBJECTIVES

- .to understand the importance of sustainable development
- to acquire a reasonable knowledge on the legal frameworks pertaining to pollution control and environmental management
- to comprehend the role of NGOs in attaining sustainable development

UNIT I ENVIRONMENTAL CONCERNS

9

Introduction to sustainable development goals, Global responsibility of environmental concern, Importance of environmental preservation, Environmental threats, Pollution and its types, Effects of Pollution, Pollution control, Treatment of wastes

UNIT II ROLE OF NGOS

9

Role of NGO's in national development, NGO's and participatory management, Challenges and limitations of NGO's, Community Development programmes, Role of NGO's in Community Development programmes, Participation of NGO's in environment management, Corporate Social responsibility, NGO's and corporate social responsibility

UNIT III SUSTAINABLE DEVELOPMENT

9

Issues and Challenges of Sustainable Development, Bioenergy, Sustainable Livelihoods and Rural Poor in Sustainable Development, Protecting ecosystem services for sustainable development, Non-renewable sources of energy and its effect, Renewable sources of energy for sustainability, Nuclear resources and Legal Regulation of Hazardous Substances, Sustainable Development: Programme and Policies, Sustainability assessment and Indicators

UNIT IV NGO'S FOR SUSTAINABILITY

9

Civil Society Initiatives in Environment Management, Civil Society Initiatives for Sustainable Development, Global Initiatives in Protecting Global Environment, World Summit on Sustainable Development (Johannesburg Summit 2002), Ecological economics, Environmental sustainability, Social inclusion, Health for all, education for all, Food security and Water security, NGOs and Sustainable Development strategies

UNIT V LEGAL FRAMEWORKS

9

Need for a Legal framework and its enforcement, Legal measures to control pollution, Environmental Legislations in India, Mechanism to implement Environmental Laws in India, Legal Protection of Forests Act 1927, Legal Protection of Wild Life, Role of NGO's in implementing environmental laws, Challenges in the implementation of environmental legislation

TOTAL 45 : PERIODS

OUTCOMES

Upon completion of this course, the student will :

- CO1 Have a thorough grounding on the issues and challenges being faced in attaining sustainable development
- CO2 Have a knowledge on the role of NGOs towards sustainable development
- CO 3 Present strategies for NGOs in attaining sustainable development
- CO 4 recognize the importance of providing energy, food security and health equity to all members of the society without damaging the environment
- CO 5 understand the environmental legislations

REFERENCE BOOKS

1. Kulsange, S and Kamble, R. (2019). Environmental NGO's: Sustainability Stewardship, Lap Lambert Academic Publishing, India, ISBN-13: 978-6200442444.
2. Dodds, F. (2007). NGO diplomacy: The influence of nongovernmental organizations in international environmental negotiations. Mit Press, Cambridge, ISBN-13: 978-0262524766.
3. Ghosh, S. (Ed.). (2019). Indian environmental law: Key concepts and principles. Orient BlackSwan, India, ISBN-13: 978-9352875795.
4. Alan Fowler and Chiku Malunga (2010) NGO Management: The Earthscan Companion, Routledge, ISBN-13 : 978-1849711197.

OMG353

DEMOCRACY AND GOOD GOVERNANCE

L T P C
3 0 0 3

UNIT-I

(9)

Structure and Process of Governance: Indian Model of Democracy, Parliament, Party Politics and Electoral Behaviour, Federalism, the Supreme Court and Judicial Activism, Units of Local Governance

UNIT-II

(9)

Regulatory Institutions – SEBI, TRAI, Competition Commission of India,

UNIT-III

(9)

Lobbying Institutions: Chambers of Commerce and Industries, Trade Unions, Farmers Associations, etc.

UNIT- IV

(9)

Contemporary Political Economy of Development in India: Policy Debates over Models of Development in India, Recent trends of Liberalisation of Indian Economy in different sectors, E-governance

UNIT-V

(9)

Dynamics of Civil Society: New Social Movements, Role of NGO's, Understanding the political significance of Media and Popular Culture.

TOTAL 45 : PERIODS

REFERENCES:

1. Atul Kohli (ed.): The Success of India's Democracy, Cambridge University Press, 2001.

2. Corbridge, Stuart and John Harris: Reinventing India: Liberalisation, Hindu Nationalism and Popular Democracy, Oxford University Press, 2000.
3. J.Dreze and A.Sen, India: Economic Development and Social Opportunity, Clarendon, 1995.
4. Saima Saeed: Screening the Public Sphere: Media and Democracy in India, 2013
5. Himat Singh: Green Revolution Reconsidered: The Rural World of Punjab, OUP, 2001.
6. Jagdish Bhagwati: India in Transition: Freeing The Economy, 1993.
7. Smitu Kothari: Social Movements and the Redefinition of Democracy, Boulder, Westview, 1993.

CME365

RENEWABLE ENERGY TECHNOLOGIES

L T P C
3 0 0 3

COURSE OBJECTIVES

- 1 To know the Indian and global energy scenario
- 2 To learn the various solar energy technologies and its applications.
- 3 To educate the various wind energy technologies.
- 4 To explore the various bio-energy technologies.
- 5 To study the ocean and geothermal technologies.

UNIT – I ENERGY SCENARIO 9

Indian energy scenario in various sectors – domestic, industrial, commercial, agriculture, transportation and others – Present conventional energy status – Present renewable energy status-Potential of various renewable energy sources-Global energy status-Per capita energy consumption - Future energy plans

UNIT – II SOLAR ENERGY 9

Solar radiation – Measurements of solar radiation and sunshine – Solar spectrum - Solar thermal collectors – Flat plate and concentrating collectors – Solar thermal applications – Solar thermal energy storage – Fundamentals of solar photo voltaic conversion – Solar cells – Solar PV Systems – Solar PV applications.

UNIT – III WIND ENERGY 9

Wind data and energy estimation – Betz limit - Site selection for windfarms – characteristics - Wind resource assessment - Horizontal axis wind turbine – components - Vertical axis wind turbine – Wind turbine generators and its performance – Hybrid systems – Environmental issues - Applications.

UNIT – IV BIO-ENERGY 9

Bio resources – Biomass direct combustion – thermochemical conversion - biochemical conversion-mechanical conversion - Biomass gasifier - Types of biomass gasifiers - Cogeneration -- Carbonisation – Pyrolysis - Biogas plants – Digesters –Biodiesel production – Ethanol production - Applications.

UNIT – V OCEAN AND GEOTHERMAL ENERGY 9

Small hydro - Tidal energy – Wave energy – Open and closed OTEC Cycles – Limitations – Geothermal energy – Geothermal energy sources - Types of geothermal power plants – Applications - Environmental impact.

TOTAL: 45 PERIODS

OUTCOMES:

At the end of the course the students would be able to

- Discuss the Indian and global energy scenario.
- Describe the various solar energy technologies and its applications.
- Explain the various wind energy technologies.
- Explore the various bio-energy technologies.
- Discuss the ocean and geothermal technologies.

TEXT BOOKS:

1. Fundamentals and Applications of Renewable Energy | Indian Edition, by Mehmet Kanoglu, Yunus A. Cengel, John M. Cimbala, cGraw Hill; First edition (10 December 2020), ISBN-10 : 9390385636
2. Renewable Energy Sources and Emerging Technologies, by Kothari, Prentice Hall India Learning Private Limited; 2nd edition (1 January 2011), ISBN-10 : 8120344707

REFERENCES:

1. Godfrey Boyle, "Renewable Energy, Power for a Sustainable Future", Oxford University Press, U.K., 2012.
2. Rai.G.D., "Non-Conventional Energy Sources", Khanna Publishers, New Delhi, 2014.
3. Sukhatme.S.P., "Solar Energy: Principles of Thermal Collection and Storage", Tata McGraw Hill Publishing Company Ltd., New Delhi, 2009.
4. Tiwari G.N., "Solar Energy – Fundamentals Design, Modelling and applications", Alpha Science Intl Ltd, 2015.
5. Twidell, J.W. & Weir A., "Renewable Energy Resources", EFNSpon Ltd., UK, 2015.

CO	PO												PSO		
	1	2	3	4	5	6	7	8	9	10	11	12	1	2	3
1	1	1	1	1	1	2	3	2	2	1	1	3	2	1	2
2	3	2	2	1	1	1	3	1	1	1	2	3	2	1	2
3	3	2	3	1	2	1	3	1	1	1	1	3	1	1	2
4	2	2	2	1	2	1	3	1	1	1	2	3	2	2	2
5	2	1	2	1	2	1	3	1	1	1	1	3	2	1	2

Low (1) ; Medium (2) ; High (3)

OME354

APPLIED DESIGN THINKING

L T P C
3 0 0 3

OBJECTIVES:

The course aims to

- Introduce tools & techniques of design thinking for innovative product
- development Illustrate customer-centric product innovation using on simple
- use cases Demonstrate development of Minimum usable Prototypes
- Outline principles of solution concepts & their evaluation
- Describe system thinking principles as applied to complex systems

UNIT I DESIGN THINKING PRINCIPLES 9

Exploring Human-centered Design - Understanding the Innovation process, discovering areas of opportunity, Interviewing & empathy-building techniques, Mitigate validation risk with FIR [Forge Innovation rubric] - Case studies

UNIT II ENDUSER-CENTRIC INNOVATION 9

Importance of customer-centric innovation - Problem Validation and Customer Discovery - Understanding problem significance and problem incidence - Customer Validation. Target user, User persona & user stories. Activity: Customer development process - Customer interviews and field visit

UNIT III APPLIED DESIGN THINKING TOOLS 9

Concept of Minimum Usable Prototype [MUP] - MUP challenge brief - Designing & Crafting the value proposition - Designing and Testing Value Proposition; Design a compelling value proposition; Process, tools and techniques of Value Proposition Design

UNIT IV CONCEPT GENERATION**9**

Solution Exploration, Concepts Generation and MUP design- Conceptualize the solution concept; explore, iterate and learn; build the right prototype; Assess capability, usability and feasibility. Systematic concept generation; evaluation of technology alternatives and the solution concepts

UNIT V SYSTEM THINKING**9**

System Thinking, Understanding Systems, Examples and Understandings, Complex Systems

TOTAL: 45 PERIODS**COURSE OUTCOMES**

At the end of the course, learners will be able to:

- Define & test various hypotheses to mitigate the inherent risks in product innovations.
- Design the solution concept based on the proposed value by exploring alternate solutions to achieve value-price fit.
- Develop skills in empathizing, critical thinking, analyzing, storytelling & pitching
- Apply system thinking in a real-world scenario

TEXT BOOKS

1. Steve Blank, (2013), The four steps to epiphany: Successful strategies for products that win, Wiley.
2. Alexander Osterwalder, Yves Pigneur, Gregory Bernarda, Alan Smith, Trish Papadacos, (2014), Value
3. Proposition Design: How to Create Products and Services Customers Want, Wiley
4. Donella H. Meadows, (2015), "Thinking in Systems -A Primer", Sustainability Institute.
5. Tim Brown,(2012) "Change by Design: How Design Thinking Transforms Organizations and Inspires Innovation", Harper Business.

REFERENCES

1. <https://www.ideou.com/pages/design-thinking#process>
2. https://blog.forgeforward.in/valuation-risk-versus-validation-risk-in-product-innovations-49f253ca86_24
3. <https://blog.forgeforward.in/product-innovation-rubric-adf5ebdfd356>
4. <https://blog.forgeforward.in/evaluating-product-innovations-e8178e58b86e>
5. <https://blog.forgeforward.in/user-guide-for-product-innovation-rubric-857181b253dd>
6. <https://blog.forgeforward.in/star-tup-failure-is-like-true-lie-7812cdf9b85>

MF3003**REVERSE ENGINEERING****LT P C****3 0 0 3****COURSE OBJECTIVES:**

- The main learning objective of this course is to prepare students for:
- Applying the fundamental concepts and principles of reverse engineering in product design and development.
- Applying the concept and principles material characteristics, part durability and life limitation in reverse engineering of product design and development.
- Applying the concept and principles of material identification and process verification in reverse engineering of product design and development.
- Analysing the various legal aspect and applications of reverse engineering in product design and development.
- Understand about 3D scanning hardware & software operations and procedure to generate 3D

model

- UNIT I INTRODUCTION & GEOMETRIC FORM 9**
Definition – Uses – The Generic Process – Phases – Computer Aided Reverse Engineering - Surface and Solid Model Reconstruction – Dimensional Measurement – Prototyping.
- UNIT II MATERIAL CHARACTERISTICS AND PROCESS IDENTIFICATION 9**
.Alloy Structure Equivalency – Phase Formation and Identification – Mechanical Strength – Hardness –Part Failure Analysis – Fatigue – Creep and Stress Rupture – Environmentally Induced Failure Material Specification - Composition Determination - Microstructure Analysis - Manufacturing Process Verification.
- UNIT III DATA PROCESSING 9**
Statistical Analysis – Data Analysis – Reliability and the Theory of Interference – Weibull Analysis – Data Conformity and Acceptance – Data Report – Performance Criteria – Methodology of Performance Evaluation – System Compatibility.
- UNIT IV 3D SCANNING AND MODELLING 9**
Introduction, working principle and operations of 3D scanners: Laser, White Light, Blue Light - Applications- Software for scanning and modelling: Types- Applications- Preparation techniques for Scanning objects- Scanning and Measuring strategies - Calibration of 3D Scanner- Step by step procedure: 3D scanning - Geometric modelling – 3D inspection- Case studies.
- UNIT V INDUSTRIAL APPLICATIONS 9**
Reverse Engineering in the Automotive Industry; Aerospace Industry; Medical Device Industry. Case studies and Solving Industrial projects in Reverse Engineering.Legality: Patent – Copyrights –Trade Secret – Third-Party Materials.

TOTAL : 45 PERIODS

COURSE OUTCOMES:

Upon completion of this course, the students will be able to:

- Apply the fundamental concepts and principles of reverse engineering in product design and development.
- Apply the concept and principles material characteristics, part durability and life limitation in reverse engineering of product design and development.
- Apply the concept and principles of material identification and process verification in reverse engineering of product design and development.
- Apply the concept and principles of data processing, part performance and system compatibility in reverse engineering of product design and development.
- Analyze the various legal aspect
- Applications of reverse engineering in product design and development.

TEXT BOOKS:

1. Robert W. Messler, Reverse Engineering: Mechanisms, Structures, Systems & Materials, 1st Edition, McGraw-Hill Education, 2014
2. Wego Wang, Reverse Engineering Technology of Reinvention, CRC Press, 2011

REFERENCES:

1. Scott J. Lawrence , Principles of Reverse Engineering, Kindle Edition, 2022
2. Kevin Otto and Kristin Wood, Product Design: Techniques in Reverse Engineering and New Product Development, Prentice Hall, 2001
3. Kathryn, A. Ingle, "Reverse Engineering", McGraw-Hill, 1994.
4. Linda Wills, "Reverse Engineering", Kluver Academic Publishers, 1996
5. Vinesh Raj and Kiran Fernandes, "Reverse Engineering: An Industrial Perspective", Springer-

OPR351

SUSTAINABLE MANUFACTURING

**L T P C
3 0 0 3**

COURSE OBJECTIVES:

- To be acquainted with sustainability in manufacturing and its evaluation.
- To provide knowledge in environment and social sustainability.
- To provide the student with the knowledge of strategy to achieve sustainability.
- To familiarize with trends in sustainable operations.
- To create awareness in current sustainable practices in manufacturing industry.

UNIT – I ECONOMIC SUSTAINABILITY 9

Industrial Revolution-Economic sustainability: globalization and international issues Sustainability status - Emerging issues- Innovative products- Reconfiguration manufacturing enterprises - Competitive manufacturing strategies - Performance evaluation- Management for sustainability - Assessments of economic sustainability

UNIT – II SOCIAL AND ENVIRONMENTAL SUSTAINABILITY 9

Social sustainability – Introduction-Work management -Human rights - Societal commitment - Customers -Business practices -Modelling and assessing social sustainability. Environmental issues pertaining to the manufacturing sector: Pollution - Use of resources -Pressure to reduce costs - Environmental management: Processes that minimize negative environmental impacts - environmental legislation and energy costs - need to reduce the carbon footprint of manufacturing Operations-Modelling and assessing environmental sustainability

UNIT – III SUSTAINABILITY PRACTICES 9

Sustainability awareness - Measuring Industry Awareness-Drivers and barriers -Availability of sustainability indicators -Analysis of sustainability practicing -Modeling and assessment of sustainable practicing -Sustainability awareness -Sustainability drivers and barriers - Availability of sustainability indicators- Designing questionnaires- Optimizing Sustainability Indexes-Elements – Cost and time model.

UNIT – IV MANUFACTURING STRATEGY FOR SUSTAINABILITY 9

Concepts of competitive strategy and manufacturing strategies and development of a strategic improvement programme - Manufacturing strategy in business success strategy formation and formulation - Structured strategy formulation - Sustainable manufacturing system design options - Approaches to strategy formulation - Realization of new strategies/system designs.

UNIT – V TRENDS IN SUSTAINABLE OPERATIONS 9

Principles of sustainable operations - Life cycle assessment manufacturing and service activities - influence of product design on operations - Process analysis – Capacity management - Quality management -Inventory management - Just-In-Time systems - Resource efficient design - Consumerism and sustainable well-being.

TOTAL: 45 PERIODS

COURSE OUTCOMES

Upon successful completion of the course, students should be able to:

- CO1: Discuss the importance of economic sustainability.
- CO2: Describe the importance of sustainable practices.
- CO3: Identify drivers and barriers for the given conditions.
- CO4: Formulate strategy in sustainable manufacturing.
- CO5: Plan for sustainable operation of industry with environmental, cost consciousness.

TEXT BOOKS:

1. Ibrahim Garbie, "Sustainability in Manufacturing Enterprises Concepts, Analyses and Assessments for Industry 4.0", Springer International Publishing., United States, 2016, ISBN-13: 978-3319293042.
2. Davim J.P., "Sustainable Manufacturing", John Wiley & Sons., United States, 2010, ISBN: 978-1-848-21212-1.

REFERENCES:

1. Jovane F, Eemper, W.E. and Williams, D.J., "The ManuFuture Road: Towards Competitive and Sustainable High-Adding-Value Manufacturing", Springer, 2009, United States, ISBN 978-3-540-77011-4.
2. Kutz M., "Environmentally Conscious Mechanical Design", John Wiley & Sons., United States, 2007, ISBN: 978-0-471-72636-4.
3. Seliger G., "Sustainable Manufacturing: Shaping Global Value Creation", Springer, United States, 2012, ISBN 978-3-642-27289-9.

Mapping of COs with POs and PSOs															
COs/Pos & PSOs	POs												PSOs		
	1	2	3	4	5	6	7	8	9	10	11	12	1	2	3
CO1	3	-	2	-	-	-	2	2	-	1	1	2	2	2	1
CO2	3	-	-	-	-	-	2	-	-	1	1	2	1	2	2
CO3	3	-	-	-	-	-	2	3	-	1	1	2	1	2	2
CO4	3	-	3	-	-	-	2	-	-	1	1	2	2	2	1
CO5	3	-	3	-	-	-	2	2	-	1	1	2	2	2	1
CO/PO & PSO Average	3	-	3	-	-	-	2	2	-	1	1	2	2	2	1
1 – Slight, 2 – Moderate, 3 – Substantial															

AU3791

ELECTRIC AND HYBRID VEHICLES

L T P C

3 0 0 3

COURSE OBJECTIVES:

The objective of this course is to prepare the students to know about the general aspects of Electric and Hybrid Vehicles (EHV), including architectures, modelling, sizing, and sub system design and hybrid vehicle control.

UNIT I DESIGN CONSIDERATIONS FOR ELECTRIC VEHICLES

9

Need for Electric vehicle- Comparative study of diesel, petrol, hybrid and electric Vehicles. Advantages and Limitations of hybrid and electric Vehicles. - Design requirement for electric vehicles- Range, maximum velocity, acceleration, power requirement, mass of the vehicle. Various Resistance- Transmission efficiency- Electric vehicle chassis and Body Design, Electric Vehicle Recharging and Refuelling Systems.

UNIT II ENERGY SOURCES

9

Battery Parameters- - Different types of batteries – Lead Acid- Nickel Metal Hydride - Lithium ion- Sodium based- Metal Air. Battery Modelling - Equivalent circuits, Battery charging- Quick Charging devices. Fuel Cell- Fuel cell Characteristics- Fuel cell types-Half reactions of fuel cell. Ultra capacitors. Battery Management System.

UNIT III MOTORS AND DRIVES

9

Types of Motors- DC motors- AC motors, PMSM motors, BLDC motors, Switched reluctance motors working principle, construction and characteristics.

UNIT IV POWER CONVERTERS AND CONTROLLERS 9

Solid state Switching elements and characteristics – BJT, MOSFET, IGBT, SCR and TRIAC - Power Converters – rectifiers, inverters and converters - Motor Drives - DC, AC motor, PMSM motors, BLDC motors, Switched reluctance motors – four quadrant operations –operating modes

UNIT V HYBRID AND ELECTRIC VEHICLES 9

Main components and working principles of a hybrid and electric vehicles, Different configurations of hybrid and electric vehicles. Power Split devices for Hybrid Vehicles - Operation modes - Control Strategies for Hybrid Vehicle - Economy of hybrid Vehicles - Case study on specification of electric and hybrid vehicles.

TOTAL: 45 PERIODS

COURSE OUTCOMES:

At the end of this course, the student will be able to

1. Understand the operation and architecture of electric and hybrid vehicles
2. Identify various energy source options like battery and fuel cell
3. Select suitable electric motor for applications in hybrid and electric vehicles.
4. Explain the role of power electronics in hybrid and electric vehicles
5. Analyze the energy and design requirement for hybrid and electric vehicles.

TEXT BOOKS:

1. Iqbal Husain, “ Electric and Hybrid Vehicles-Design Fundamentals”, CRC Press,2003
2. Mehrdad Ehsani, “ Modern Electric, Hybrid Electric and Fuel Cell Vehicles”, CRCPress,2005.

REFERENCES:

1. James Larminie and John Lowry, “Electric Vehicle Technology Explained “ John Wiley & Sons,2003
2. Lino Guzzella, “ Vehicle Propulsion System” Springer Publications,2005
3. Ron HodKinson, “Light Weight Electric/ Hybrid Vehicle Design”, Butterworth Heinemann Publication,2005.

CO	PO												PSO		
	1	2	3	4	5	6	7	8	9	10	11	12	1	2	3
1	1	1	2	1		3	2					2		1	3
2	1	1	2	1		3	2					2		1	3
3	1	1	2	1		3	2					2		1	3
4	1	1	2	1		3	2					2		1	3
5	1	1	2	1		3	2					2		1	3
Avg.	1	1	2	1		3	2					2		1	3

OAS352

SPACE ENGINEERING

L T P C
3 0 0 3

OBJECTIVES:

- Use the standard atmosphere tables and equations.

Forms of Organization -Individual Ownership - Partnership - Joint Stock Companies - Co-operative Enterprises - Public Sector Undertakings, Corporate Frame Work- Share Holders - Board of Directors - Committees - Chief Executive Line and Functional Managers,-Financial-Legal-Trade Union

UNIT II FUNCTIONS OF MANAGEMENT 9

Planning - Nature and Purpose - Objectives - Strategies – Policies and Planning Premises - Decision Making - Organizing - Nature and Process - Premises - Departmentalization - Line and staff - Decentralization -Organizational culture, Staffing - selection and training .Placement - Performance appraisal - Career Strategy – Organizational Development. Leading - Managing human factor - Leadership .Communication, Controlling - Process of Controlling - Controlling techniques, productivity and operations management - Preventive control, Industrial Safety.

UNIT III ORGANIZATIONAL BEHAVIOUR 9

Definition - Organization - Managerial Role and functions -Organizational approaches, Individual behaviour - causes - Environmental Effect - Behaviour and Performance, Perception - Organizational Implications. Personality - Contributing factors - Dimension – Need Theories - Process Theories - Job Satisfaction, Learning and Behaviour-Learning Curves, Work Design and approaches.

UNIT IV GROUPOYNAMICS 9

Group Behaviour - Groups - Contributing factors - Group Norms, Communication - Process - Barriers to communication - Effective communication, leadership - formal and informal characteristics – Managerial Grid - Leadership styles - Group Decision Making - Leadership Role in Group Decision, Group Conflicts - Types -Causes - Conflict Resolution -Inter group relations and conflict, Organization centralization and decentralization - Formal and informal - Organizational Structures Organizational Change and Development -Change Process – Resistance to Change - Culture and Ethics.

UNIT V MODERN CONCEPTS 9

Management by Objectives (MBO) - Management by Exception (MBE),Strategic Management - Planning for Future direction - SWOT Analysis -Evolving development strategies, information technology in management Decisions support system-Management Games Business Process Re-engineering(BPR) –Enterprises Resource Planning (ERP) - Supply Chain Management (SCM) - Activity Based Management (AM) - Global Perspective - Principles and Steps Advantages and disadvantage

TOTAL: 45 PERIODS

COURSE OUTCOMES:

- CO1: Understand the basic concepts of industrial management
- CO2: Identify the group conflicts and its causes.
- CO3: Perform swot analysis
- CO4 : Analyze the learning curves
- CO5 : Understand the placement and performance appraisal

REFERENCES:

1. Maynard H.B, “Industrial Engineering Hand book”, McGraw-Hill, sixth 2008

CO's	PO's												PSO's		
	1	2	3	4	5	6	7	8	9	10	11	12	1	2	3
1	2	1											2	1	
2		3	2	3											2
3	2	3	2	3									1	2	3
4	2	2	3	3										3	3
5	2	2											2		
AVg.	2	2.2	2.3	3									1.8	2	2.6

COURSE OBJECTIVES

- Developing a clear knowledge in the basics of various quality concepts.
- Facilitating the students in understanding the application of control charts and its techniques.
- Developing the special control procedures for service and processor oriented industries.
- Analyzing and understanding the process capability study.
- Developing the acceptance sampling procedures for incoming raw material.

UNIT I INTRODUCTION**9**

Quality Dimensions–Quality definitions–Inspection–Quality control–Quality Assurance–Quality planning–Quality costs–Economics of quality– Quality loss function

UNIT II CONTROL CHARTS**9**

Chance and assignable causes of process variation, statistical basis of the control chart, control charts for variables- \bar{X} , R and S charts, attribute control charts - p, np, c and u- Construction and application.

UNIT III SPECIAL CONTROL PROCEDURES**9**

Warning and modified control limits, control chart for individual measurements, multi-vari chart, Xchart with a linear trend, chart for moving averages and ranges, cumulative-sum and exponentially weighted moving average control charts.

UNIT IV STATISTICAL PROCESS CONTROL**9**

Process stability, process capability analysis using a Histogram or probability plots and control chart. Gauge capability studies, setting specification limits.

UNIT V ACCEPTANCE SAMPLING**9**

The acceptance sampling fundamental, OC curve, sampling plans for attributes, simple, double, multiple and sequential, sampling plans for variables, MIL-STD-105D and MIL-STD-414E & IS 2500 standards.

PROGRESS THROUGH KNOWLEDGE

TOTAL: 45 PERIODS**COURSE OUTCOMES:**

Students will be able to:

CO1: Control the quality of processes using control charts for variables in manufacturing industries.

CO2: Control the occurrence of defective product and the defects in manufacturing companies.

CO3: Control the occurrence of defects in services.

CO4: Analyzing and understanding the process capability study.

CO5: Developing the acceptance sampling procedures for incoming raw material.

CO's- PO's & PSO's MAPPING

CO's	PO's												PSO's		
	1	2	3	4	5	6	7	8	9	10	11	12	1	2	3
1	2	3	3		3			1	2			2	1		
2		3	3		3	3			3			3		2	
3	3	3	3		3				3			3	1		
4	3		2		3						1		1		
5		2			3				3			3			1
AVg.	2.6	2.7	2.7		3	3		1	2.7		1	2.7	1	2	1

TEXT BOOKS

1. Roytman, M. Y,"Principles of fire safety standards for building construction". Amerind Publishing Co. Pvt. Ltd., New Delhi,1975
2. John A. Purkiss,"Fire safety engineering design of structures" (2nd edn.), Butterworth Heinemann, Oxford, UK,2009.

REFERENCES:

1. Smith, E.E. and Harmathy, T.Z. (Editors),"Design of buildings for fire safety". ASTM Special Publication 685, American Society for Testing and Materials, Boston, U.S.A,1979.
2. Butcher, E. G. and Parnell, A. C, "Designing of fire safety". JohnWiley and Sons Ltd., New York, U.S.A.1983.
3. Jain, V.K,"Fire safety in buildings" (2nd edn.). New Age International(P) Ltd., New Delhi,2010. 4. Hazop&Hazan,"Identifying and Assessing Process Industry Hazards", Fourth Edition ,1999
4. Frank R. Spellman, Nancy E. Whiting,"The Handbook of Safety Engineering: Principles and Applications", 2009

CO's- PO's & PSO's MAPPING

CO's	PO's												PSO's		
	1	2	3	4	5	6	7	8	9	10	11	12	1	2	3
1	2	-	1	-	-	1	-	-	-	-	-	-	-	-	-
2	-	-	3	-	-	-	-	-	-	-	-	-	-	-	-
3	1	-	2	-	-	-	3	-	-	1	-	-	-	-	-
4	-	-	-	-	-	1	1	-	-	-	-	-	-	-	-
5	2	-	1	-	-	1	1	1	-	1	-	1	-	-	-
AVg.	1.3	-	1.75	-	-	1	1.3	1	-	1	-	1	-	-	-

OML351

INTRODUCTION TO NON-DESTRUCTIVE TESTING

L T P C
3 0 0 3

COURSE OBJECTIVES:

The main learning objective of this course is to prepare the students for:

- Understanding the basic importance of NDT in quality assurance.
- Imbibing the basic principles of various NDT techniques, its applications, limitations, codes and standards.
- Equipping themselves to locate a flaw in various materials, products.
- Applying apply the testing methods for inspecting materials in accordance with industry specifications and standards.
- Acquiring the knowledge on the selection of the suitable NDT technique for a given application

UNIT I INTRODUCTION TO NDT & VISUAL TESTING

9

Concepts of Non-destructive testing-relative merits and limitations-NDT Versus mechanical testing, Fundamentals of Visual Testing – vision, lighting, material attributes, environmental factors, visual perception, direct and indirect methods – mirrors, magnifiers, boroscopes and fibrosopes – light sources and special lighting.

UNIT II LIQUID PENETRANT & MAGNETIC PARTICLE TESTING

9

Liquid Penetrant Inspection: principle, applications, advantages and limitations, dyes, developers and cleaners, Methods & Interpretation.

Magnetic Particle Inspection: Principles, applications, magnetization methods, magnetic particles, Testing Procedure, demagnetization, advantages and limitations, – Interpretation and evaluation of test indications.

UNIT III EDDY CURRENT TESTING & THERMOGRAPHY 9

Eddy Current Testing: Generation of eddy currents– properties– eddy current sensing elements, probes, Instrumentation, Types of arrangement, applications, advantages, limitations – Factors affecting sensing elements and coil impedance, calibration, Interpretation/Evaluation.

Thermography- Principle, Contact & Non-Contact inspection methods, Active & Passive methods, Liquid Crystal – Concept, example, advantages & limitations. Electromagnetic spectrum, infrared thermography- approaches, IR detectors, Instrumentation and methods, applications.

UNIT IV ULTRASONIC TESTING & AET 9

Ultrasonic Testing: Types of ultrasonic waves, characteristics, attenuation, couplants, probes, EMAT. Inspection methods-pulse echo, transmission and phased array techniques, types of scanning and displays, angle beam inspection of welds, time of flight diffraction (TOFD) technique, Thickness determination by ultrasonic method, Study of A, B and C scan presentations, calibration.

Acoustic Emission Technique – Introduction, Types of AE signal, AE wave propagation, Source location, Kaiser effect, AE transducers, Principle, AE parameters, AE instrumentation, Advantages & Limitations, Interpretation of Results, Applications.

UNIT V RADIOGRAPHY TESTING 9

Sources-X-rays and Gamma rays and their characteristics-absorption, scattering. Filters and screens, Imaging modalities-film radiography and digital radiography (Computed, Direct, Real Time, CT scan). Problems in shadow formation, exposure factors, inverse square law, exposure charts, Penetrameters, safety in radiography.

TOTAL: 45 PERIODS

COURSE OUTCOMES:

After completion of this course, the students will be able to

1. Realize the importance of NDT in various engineering fields.
2. Have a basic knowledge of surface NDE techniques which enables to carry out various inspection in accordance with the established procedures.
3. Calibrate the instrument and inspect for in-service damage in the components by means of Eddy current testing as well as Thermography testing.
4. Differentiate various techniques of UT and AET and select appropriate NDT methods for better evaluation.
5. Interpret the results of Radiography testing and also have the ability to analyse the influence of various parameters on the testing.

TEXT BOOKS:

1. Baldev Raj, T. Jayakumar and M. Thavasimuthu, Practical Non Destructive Testing, Alpha Science International Limited, 3rd edition, 2002.
2. J. Prasad and C. G. K. Nair, Non-Destructive Test and Evaluation of Materials, Tata McGraw-Hill Education, 2nd edition, 2011.
3. Ravi Prakash, “Non-Destructive Testing Techniques”, 1st revised edition, New Age International Publishers, 2010.

REFERENCES:

1. ASM Metals Handbook, V-17, "Nondestructive Evaluation and Quality Control", American Society of Metals, USA, 2001.
2. Barry Hull and Vernon John, "Nondestructive Testing", Macmillan, 1989.
3. Chuck Hellier, “Handbook of Nondestructive Evaluation”, Mc Graw Hill, 2012.
4. Louis Cartz, "Nondestructive Testing", ASM International, USA, 1995.

	PO1	PO2	PO3	PO4	PO5	PO6	PO7	PO8	PO9	PO10	PO11	PO12	PSO	PSO	PSO
--	-----	-----	-----	-----	-----	-----	-----	-----	-----	------	------	------	-----	-----	-----

													1	2	3
C01	2	2	2	3			2	2				2	1	2	
C02	3	1	2	2			2	2				2	2	2	1
C03	3	2	1	2			2	2				2	2	2	
CO4	3	1	2	2			2	2				2	2	2	2
CO5	3	2	2	2			2	2				2	2	2	1
Avg	2.8	1.6	1.8	2.2			2	2				2	1.8	2	1.3

ORA351

FOUNDATION OF ROBOTICS

L T P C
3 0 0 3

COURSE OBJECTIVES:

1. To study the kinematics, drive systems and programming of robots.
2. To study the basics of robot laws and transmission systems.
3. To familiarize students with the concepts and techniques of robot manipulator, its kinematics.
4. To familiarize students with the various Programming and Machine Vision application in robots.
5. To build confidence among students to evaluate, choose and incorporate robots in engineering systems.

UNIT – I FUNDAMENTALS OF ROBOT

9

Robot – Definition – Robot Anatomy – Co-ordinate systems, Work Envelope, types and classification – specifications – Pitch, yaw, Roll, Joint Notations, Speed of Motion, Pay Load – Robot Parts and their functions – Need for Robots – Different Applications.

UNIT – II ROBOT KINEMATICS

9

Forward kinematics, inverse kinematics and the difference: forward kinematics and inverse Kinematics of Manipulators with two, three degrees of freedom (in 2 dimensional), four degrees of freedom (in 3 dimensional) – derivations and problems. Homogeneous transformation matrices, translation and rotation matrices.

UNIT – III ROBOT DRIVE SYSTEMS AND END EFFECTORS

9

Pneumatic Drives – Hydraulic Drives – Mechanical Drives – Electrical Drives – D.C. Servo Motors, Stepper Motor, A.C. Servo Motors – Salient Features, Applications and Comparison of All These Drives. End Effectors – Grippers – Mechanical Grippers, Pneumatic and Hydraulic Grippers, Magnetic grippers, vacuum grippers, internal grippers and external grippers, selection and design considerations of a gripper

UNIT – IV SENSORS IN ROBOTICS

9

Force sensors, touch and tactile sensors, proximity sensors, non-contact sensors, safety considerations in robotic cell, proximity sensors, fail safe hazard sensor systems, and compliance mechanism. Machine vision system - camera, frame grabber, sensing and digitizing image data – signal conversion, image storage, lighting techniques, image processing and analysis – data reduction, segmentation, feature extraction, object recognition, other algorithms, applications – Inspection, identification, visual serving and navigation.

UNIT – V PROGRAMMING AND APPLICATIONS OF ROBOT

9

Teach pendant programming, lead through programming, robot programming languages – VAL programming – Motion Commands, Sensors commands, End-Effector Commands, and simple programs - Role of robots in inspection, assembly, material handling, underwater, space and medical fields.

COURSE OUTCOMES

At the end of the course, students will be able to:

CO1: Interpret the features of robots and technology involved in the control.

CO2: Apply the basic engineering knowledge and laws for the design of robotics.

CO3: Explain the basic concepts like various configurations, classification and parts of end effectors compare various end effectors and grippers and tools and sensors used in robots.

CO4: Explain the concept of kinematics, degeneracy, dexterity and trajectory planning.

CO5: Demonstrate the image processing and image analysis techniques by machine vision system.

Mapping of COs with POs and PSOs															
COs/POs&P SOs	POs												PSOs		
	1	2	3	4	5	6	7	8	9	10	11	12	1	2	3
CO1	3	2	1	1								1			3
CO2	3	2	1	1								1			3
CO3	3	2	1	1								1			3
CO4	3	2	1	1								1			3
CO5	3	2	1	1								1			3
CO/PO & PSO Average															
1 – Slight, 2 – Moderate, 3 – Substantial															

TEXT BOOKS:

1. Ganesh.S.Hedge, "A textbook of Industrial Robotics", Lakshmi Publications, 2006.
2. Mikell.P.Groover , "Industrial Robotics – Technology, Programming and applications" McGraw Hill 2ND edition 2012.

REFERENCES:

1. Fu K.S. Gonalz R.C. and ice C.S.G."Robotics Control, Sensing, Vision and Intelligence", McGraw Hill book co. 2007.
2. YoramKoren, "Robotics for Engineers", McGraw Hill Book, Co., 2002.
3. Janakiraman P.A., "Robotics and Image Processing", Tata McGraw Hill 2005.
4. John. J.Craig, "Introduction to Robotics: Mechanics and Control" 2nd Edition, 2002.
5. Jazar, "Theory of Applied Robotics: Kinematics, Dynamics and Control", Springer India reprint, 2010.

OAE352

FUNDAMENTALS OF AERONAUTICAL ENGINEERING

L T P C

3 0 0 3

OBJECTIVES:

- To acquire the knowledge on the Historical evaluation of Airplanes
- To learn the different component systems and functions
- To know the concepts of basic properties and principles behind the flight
- To learn the basics of different structures & construction
- To learn the various types of power plants used in aircrafts

UNIT I HISTORY OF FLIGHT

8

Balloon flight-ornithopter-Early Airplanes by Wright Brothers, biplanes and monoplanes, Developments in aerodynamics, materials, structures and propulsion over the years.

UNIT II EMR INTERACTION WITH ATMOSPHERE AND EARTH MATERIAL 9

Standard atmospheric profile – main atmospheric regions and its characteristics – interaction of radiation with atmosphere – Scattering, absorption and refraction – Atmospheric windows - Energy balance equation – Specular and diffuse reflectors – Spectral reflectance & emittance – Spectroradiometer – Spectral Signature concepts – Typical spectral reflectance curves for vegetation, soil and water – solid surface scattering in microwave region.

UNIT III ORBITS AND PLATFORMS 9

Motions of planets and satellites – Newton’s law of gravitation - Gravitational field and potential - Escape velocity - Kepler’s law of planetary motion - Orbit elements and types – Orbital perturbations and maneuvers – Types of remote sensing platforms - Ground based, Airborne platforms and Space borne platforms – Classification of satellites – Sun synchronous and Geosynchronous satellites – Lagrange Orbit.

UNIT IV SENSING TECHNIQUES 9

Classification of remote sensors – Resolution concept : spatial, spectral, radiometric and temporal resolutions - Scanners - Along and across track scanners – Optical-infrared sensors – Thermal sensors – microwave sensors – Calibration of sensors - High Resolution Sensors - LIDAR , UAV – Orbital and sensor characteristics of live Indian earth observation satellites

UNIT V DATA PRODUCTS AND INTERPRETATION 9

Photographic and digital products – Types, levels and open source satellite data products – selection and procurement of data– Visual interpretation: basic elements and interpretation keys - Digital interpretation – Concepts of Image rectification, Image enhancement and Image classification

TOTAL:45 PERIODS

COURSE OUTCOMES:

On completion of the course, the student is expected to

- CO 1** Understand the concepts and laws related to remote sensing
- CO 2** Understand the interaction of electromagnetic radiation with atmosphere and earth material
- CO 3** Acquire knowledge about satellite orbits and different types of satellites
- CO 4** Understand the different types of remote sensors
- CO 5** Gain knowledge about the concepts of interpretation of satellite imagery

TEXTBOOKS:

1. Thomas M.Lillesand, Ralph W. Kiefer and Jonathan W. Chipman, Remote Sensing and Image interpretation, John Wiley and Sons, Inc, New York,2015.
2. George Joseph and C Jeganathan, Fundamentals of Remote Sensing,Third Edition Universities Press (India) Private limited, Hyderabad, 2018

REFERENCES:

1. Janza, F.Z., Blue H.M. and Johnson,J.E. Manual of Remote Sensing. Vol.1, American Society of Photogrametry, Virginia, USA, 2002.
2. Verbyla, David, Satellite Remote Sensing of Natural Resources. CRC Press, 1995
3. Paul Curran P.J. Principles of Remote Sensing. Longman, RLBS, 1988.
4. Introduction to Physics and Techniques of Remote Sensing , Charles Elachi and Jacob Van Zyl, 2006 Edition II, Wiley Publication.
5. **Basudeb Bhatta, Remote Sensing and GIS, Oxford University Press, 2011**

CO-PO MAPPING

PO	Graduate Attribute	Course Outcome					Average
		CO1	CO2	CO3	CO4	CO5	
PO1	Engineering Knowledge	3	3	3	3	3	3

PO2	Problem Analysis				3	3	3
PO3	Design/Development of Solutions				3	3	3
PO4	Conduct Investigations of Complex Problems				3	3	3
PO5	Modern Tool Usage				3	3	3
PO6	The Engineer and Society						
PO 7	Environment and Sustainability						
PO 8	Ethics						
PO 9	Individual and Team Work						
PO 10	Communication						
PO 11	Project Management and Finance						
PO 12	Life-long Learning	3		3	3	3	3
PSO 1	Knowledge of Geoinformatics discipline	3	3	3	3	3	3
PSO 2	Critical analysis of Geoinformatics Engineering problems and innovations	3	3	3	3	3	3
PSO 3	Conceptualization and evaluation of Design solutions	3	3	3	3	3	3

OAI351

URBAN AGRICULTURE

L T P C

3 0 0 3

OBJECTIVES:

- To introduce the students the principles of agricultural crop production and the production practices of crops in modern ways.
- To delineate the role of agricultural engineers in relation to various crop production practices.

UNIT I INTRODUCTION

9

Benefits of urban agriculture- economic benefits, environmental benefits, social and cultural benefits, educational, skill-building and job training benefits, health, nutrition and food accessibility benefits.

UNIT II VERTICAL FARMING

9

Vertical farming- types, green facade, living/green wall-modular green wall , vegetated mat wall-Structures and components for green wall system: plant selection, growing media, irrigation and plant nutrition: Design, light, benefits of vertical gardening. Roof garden and its types. Kitchen garden, hanging baskets: **The house plants/ indoor plants**

UNIT III SOIL LESS CULTIVATION

9

Hydroponics, aeroponics, aquaponics: merits and limitations, costs and Challenges, backyard gardens- tactical gardens- street landscaping- forest gardening, greenhouses, urban beekeeping

UNIT IV MODERN CONCEPTS

9

Growth of plants in vertical pipes in terraces and inside buildings, micro irrigation concepts suitable for roof top gardening, rain hose system, Green house, polyhouse and shade net system of crop production on roof tops

UNIT V WASTE MANAGEMENT

9

Concept, scope and maintenance of waste management- recycle of organic waste, garden wastes- solid waste management-scope, microbiology of waste, other ingredients like insecticide, pesticides and fungicides residues, waste utilization.

TOTAL: 45 PERIODS

COURSE OUTCOMES

1. Demonstrate the principles behind crop production and various parameters that influences the crop growth on roof tops
2. Explain different methods of crop production on roof tops
3. Explain nutrient and pest management for crop production on roof tops
4. Illustrate crop water requirement and irrigation water management on roof tops
5. Explain the concept of waste management on roof tops

TEXT BOOKS:

1. Martellozzo F and J S Landry. 2020. Urban Agriculture. Scitus Academics Llc.
2. Rob Roggema. 2016. Sustainable Urban Agriculture and Food Planning. Routledge Taylor and Francis Group.
3. Akrong M O. 2012. Urban Agriculture. LAP Lambert Academic Publishing.

REFERENCES:

1. Agha Rokh A. 2008. Evaluation of ornamental flowers and fishes breeding in Bushehr urban wastewater using a pilot-scale aquaponic system. Water and Wastewater, 19 (65): 47–53.
2. Agrawal M, Singh B, Rajput M, Marshall F and Bell J. N. B. 2003. Effect of air pollution on peri-urban agriculture: A case study. Environmental Pollution, 126 (3): 323–329. <https://www.sciencedirect.com/science/article/pii/S0269749103002458#aep-section-id24>.
3. Jac Smit and Joe Nasr. 1992. Urban agriculture for sustainable cities: using wastes and idle land and water bodies as resources. Environment and Urbanization, 4 (2):141-152.

CO-PO MAPPING

PO/PSO		CO1	CO2	CO3	CO4	CO5	Overall correlation of COs with POs
PO1	Engineering Knowledge	1	2	1	1	2	1
PO2	Problem Analysis	1	1	1	1	1	2
PO3	Design/ Development of Solutions	1	2	1	1	3	2
PO4	Conduct Investigations of Complex Problems	1	1	2	2	1	1
PO5	Modern Tool Usage	1	2	1	1	1	2
PO6	The Engineer and Society	1	2	1	2	1	1
PO7	Environment and sustainability	1	2	1	1	2	1
PO8	Ethics	2	1	1	1	2	1
PO9	Individual and team work:	1	1	2	1	1	1
PO10	Communication	1	2	1	1	2	1
PO11	Project management and finance	1	1	1	1	1	2
PO12	Life-long learning:	1	2	1	1	3	2
PSO1	To make expertise in design and engineering problem solving approach in agriculture with proper knowledge and skill	1	2	1	1	2	1
PSO2	To enhance students ability to formulate solutions to real-world problems pertaining to sustained agricultural productivity using modern technologies.	2	1	2	1	1	1
PSO3	To inculcate entrepreneurial skills through strong Industry-Institution linkage.	1	2	1	2	1	2

OBJECTIVE:

- To equip the students with the principles and design of water treatment units and distribution system.

UNIT I SOURCES OF WATER**9**

Public water supply system – Planning, Objectives, Design period, Population forecasting; Water demand – Sources of water and their characteristics, Surface and Groundwater – Impounding Reservoir – Development and selection of source – Source Water quality – Characterization – Significance – Drinking Water quality standards.

UNIT II CONVEYANCE FROM THE SOURCE**9**

Water supply – intake structures – Functions; Pipes and conduits for water – Pipe materials – Hydraulics of flow in pipes – Transmission main design – Laying, jointing and testing of pipes – appurtenances – Types and capacity of pumps – Selection of pumps and pipe materials.

UNIT III WATER TREATMENT**9**

Objectives – Unit operations and processes – Principles, functions, and design of water treatment plant units, aerators of flash mixers, Coagulation and flocculation – sand filters - Disinfection - Construction, Operation and Maintenance aspects.

UNIT IV ADVANCED WATER TREATMENT**9**

Water softening – Desalination- R.O. Plant – demineralization – Adsorption - Ion exchange– Membrane Systems - Iron and Manganese removal - Defluoridation - Construction and Operation and Maintenance aspects

UNIT V WATER DISTRIBUTION AND SUPPLY**9**

Requirements of water distribution – Components – Selection of pipe material – Service reservoirs - Functions – Network design – Economics - Computer applications – Appurtenances – Leak detection - Principles of design of water supply in buildings – House service connection – Fixtures and fittings, systems of plumbing and types of plumbing.

TOTAL: 45 PERIODS**OUTCOMES**

- CO1: An understanding of water quality criteria and standards, and their relation to public health
- CO2: The ability to design the water conveyance system
- CO3: The knowledge in various unit operations and processes in water treatment
- CO4: An ability to understand the various systems for advanced water treatment
- CO5: An insight into the structure of drinking water distribution system

TEXT BOOKS :

- Garg. S.K., "Water Supply Engineering", Khanna Publishers, Delhi, September 2008.
- Punmia B.C, Arun K.Jain, Ashok K.Jain, " Water supply Engineering" Lakshmi publication private limited, New Delhi, 2016.
- Rangwala "Water Supply and Sanitary Engineering", February 2022
- Birdie.G.S., "Water Supply and Sanitary Engineering", Dhanpat Rai and sons, 2018.

REFERENCES :

- Fair. G.M., Geyer.J.C., "Water Supply and Wastewater Disposal", John Wiley and Sons, 1954.
- Babbitt.H.E, and Donald.J.J, "Water Supply Engineering" , McGraw Hill book Co, 1984.

3. Steel. E.W.et al., "Water Supply Engineering" , Mc Graw Hill International book Co, 1984.
4. Duggal. K.N., "Elements of public Health Engineering", S.Chand and Company Ltd, New Delhi, 1998.

CO's- PO's & PSO's MAPPING

CO's	PO's												PSO's		
	1	2	3	4	5	6	7	8	9	10	11	12	1	2	3
1		3						3		3			3		
2		3		2		2				3			3		
3				2		2				3			3		
4			3	2				3	2	3			3		
5			3	2			1		2	3		1			
Avg.		3	3	2		2	1	3	2	3		1	3		

1.low, 2-medium, 3-high, '-'- no correlation

Note: The average value of this course to be used for program articulation matrix.

OEE352

ELECTRIC VEHICLE TECHNOLOGY

L T P C
3 0 0 3

COURSE OBJECTIVES

- To provide knowledge about electric machines and special machine
- To understand the basics of power converters
- To know the concepts of controlling DC and AC drive systems
- To understand the architecture and power train components.
- To impart knowledge on vehicle control for standard drive cycles of hybrid electrical vehicles (HEVs)

UNIT I ROTATING POWER CONVERTERS 9

Magnetic circuits- DC machine and AC machine –Working principle of Generator and Motor-DC and AC - Voltage and torque equations – Characteristics and applications. Working principle of special machines like: Brushless DC motor, Switched reluctance motor and PMSM.

UNIT II STATIC POWER CONVERTERS 9

Working and Characteristics of Power Diodes, MOSFET and IGBT. Working of uncontrolled rectifiers, controlled rectifiers (Single phase and Three phase), DC choppers, single and three phase inverters, Multilevel inverters and Matrix Converters.

UNIT III CONTROL OF DC AND AC MOTOR DRIVES 9

Speed control for constant torque, constant HP operation of all electric motors - DC/DC chopper based four quadrant operation of DC motor drives, inverter based V/f Operation (motoring and braking) of induction motor drives, Transformation theory, vector control operation of Induction motor and PMSM, Brushless DC motor drives, Switched reluctance motor (SRM) drives

UNIT IV HYBRID ELECTRIC VEHICLE ARCHITECTURE AND POWER TRAIN COMPONENTS 9

History of evolution of Electric Vehicles - Comparison of Electric Vehicles with Internal Combustion Engines - Architecture of Electric Vehicles (EV) and Hybrid Electric Vehicles (HEV) – Plug-in Hybrid Electric Vehicles (PHEV)- Power train components and sizing, Gears, Clutches, Transmission and Brakes.

UNIT V MECHANICS OF HYBRID ELECTRIC VEHICLES AND CONTROL OF VEHICLES 9

Fundamentals of vehicle mechanics - tractive force, power and energy requirements for standard drive cycles of HEV's - motor torque and power rating and battery capacity. HEV supervisory control - Selection of modes - power split mode - parallel mode - engine brake mode - regeneration mode - series parallel mode

TOTAL: 45 PERIODS

COURSE OUTCOMES:

- CO1: Able to understand the principles of conventional and special electrical machines.
- CO2: Acquired the concepts of power devices and power converters
- CO3: Able to understand the control for DC and AC drive systems.
- CO4: Learned the electric vehicle architecture and power train components.
- CO5: Acquired the knowledge of mechanics of electric vehicles and control of electric vehicles.

	PO 1	PO 2	PO 3	PO 4	PO 5	PO 6	PO 7	PO 8	PO 9	PO 10	PO 11	PO 12	PS O1	PS O2	PS O3
CO1	3	2			3								3	3	3
CO2	3	2	2			3			3				3	3	3
CO3	3			3		2	2						3	3	3
CO4	3	2	2		3								3	3	3
CO5	3		2								2		3	3	3
Avg	3	2	2	3	3	1	2		3		2		3	3	3

REFERENCES:

- 1 Stephen D. Umans, "Fitzgerald & Kingsley's Electric Machinery", Tata McGraw Hill, 7th Edition, 2020.
- 2 Bogdan M. Wilamowski, J. David Irwin, The Industrial Electronics Handbook, Second Edition, Power Electronics and Motor Drives, CRC Press, 2011
- 3 Paul C. Krause, Oleg Wasynczuk, Scott D. Sudhoff, Steven D. Pekarek "Analysis of Electric Machinery and Drive Systems", 3rd Edition, Wiley-IEEE Press, 2013.
- 4 Rashid M.H., "Power Electronics Circuits, Devices and Applications ", Pearson, fourth Edition, 10th Impression 2021.
- 5 Iqbal Husain, 'Electric and Hybrid Electric Vehicles', CRC Press, 2021.
- 6 Wei Liu, 'Hybrid Electric Vehicle System Modeling and Control', Second Edition, WILEY, 2017
- 7 James Larminie and John Lowry, 'Electric Vehicle Technology Explained', Second Edition, Wiley, 2012

OEI353

INTRODUCTION TO PLC PROGRAMMING

L T P C
3 0 0 3

COURSE OBJECTIVES:

1. Understand basic PLC terminologies digital principles, PLC architecture and operation.
2. Familiarize different programming language of PLC.
3. Develop PLC logic for simple applications using ladder logic.
4. Understand the hardware and software behind PLC and SCADA.
5. Exposures about communication architecture of PLC/SCADA.

UNIT I INTRODUCTION TO PLC

9

Introduction to PLC: Microprocessor, I/O Ports, Isolation, Filters, Drivers, Microcontrollers/DSP, PLC/DDC- PLC Construction: What is a PLC, PLC Memories, PLC I/O, , PLC Special I/O, PLC Types.

UNIT II PLC INSTRUCTIONS

9

PLC Basic Instructions: PLC Ladder Language- Function block Programming- Ladder/Function Block functions- PLC Basic Instructions, Basic Examples (Start Stop Rung, Entry/Reset Rung)- Configuration of Sensors, Switches, Solid State Relays-Interlock examples- Timers, Counters, Examples.

UNIT III PLC PROGRAMMING**9**

Different types of PLC program, Basic Ladder logic, logic functions, PLC module addressing, registers basics, basic relay instructions, Latching Relays, arithmetic functions, comparison functions, data handling, data move functions, timer-counter instructions, input-output instructions, sequencer instructions

UNIT IV COMMUNICATION OF PLC AND SCADA**9**

Communication Protocol – Modbus, HART, Profibus- Communication facilities SCADA: - Hardware and software, Remote terminal units, Master Station and Communication architectures

UNIT V CASE STUDIES**9**

Stepper Motor Control- Elevator Control-CNC Machine Control- conveyor control-Interlocking Problems

TOTAL:45 PERIODS**SKILL DEVELOPMENT ACTIVITIES (Group Seminar/Mini Project/Assignment/Content****Preparation / Quiz/ Surprise Test / Solving GATE questions/ etc)****5**

1. Market survey of the recent PLCs and comparison of their features.
2. Summarize the PLC standards
3. Familiarization of any one programming language (Ladder diagram/ Sequential Function Chart/ Function Block Diagram/ Equivalent open source software)
4. Market survey of Communication Network Used for PLC/SCADA.

COURSE OUTCOMES:**CO1** Know the basic requirement of a PLC input/output devices and architecture. (L1)**CO2** Ability to apply Basics Instruction Sets used for ladder Logic and Function Block Programming.(L2)**CO3** Ability to design PLC Programmes by Applying Timer/Counter and Arithmetic and Logic Instructions Studied for Ladder Logic and Function Block.(L3)**CO4** Able to develop a PLC logic for a specific application on real world problem. (L5)**CO5** Ability to Understand the Concepts of Communication used for PLC/SCADA.(L1)**TEXT BOOKS:**

1. Frank Petruzzola, Programmable Logic Controllers, Tata Mc-Graw Hill Edition
2. John W. Webb, Ronald A. Reis, Programmable Logic Controllers Principles and Applications, PHI publication

REFERENCES:

1. MadhuchandMitra and SamerjitSengupta, Programmable Logic Controllers Industrial Automation an Introduction, Penram International Publishing Pvt. Ltd.
2. J. R. Hackworth and F. D. Hackworth, Programmable Logic Controllers Principles andApplications, Pearson publication

List of Open Source Software/ Learning website:

1. <https://nptel.ac.in/courses/108105063>
2. <https://www.electrical4u.com/industrial-automation/>
3. <https://www.etf.ues.rs.ba/~slubura/Procesni%20racunari/Programmable%20Logic%20Controllers%20Programming%20Methods.pdf>
4. <https://www.electrical4u.com/industrial-automation/>

MAPPING COURSE OUTCOMES WITH PROGRAMME OUTCOMES

PO, PSO CO	PO 01	PO 02	PO 03	PO 04	PO 05	PO 06	PO 07	PO 08	PO 09	PO 10	PO 11	PO 12	PSO 1	PSO 2	PSO 3
CO1	3	2	1					1		1					
CO2	3	3	2					1		1	2				2

CO3	3	3	3	3	1			1		1					
CO4	3	3		3	3			1		1			3	3	
CO5	3	3	3	2	1			1		1			3	3	3
Avg	3	2.9	2.25	2.6	1.6			1		1			3	3	2.9

OCH351

NANO TECHNOLOGY

L T P C
3 0 0 3

UNIT I INTRODUCTION

8

General definition and size effects—important nano structured materials and nano particles-importance of nano materials- Size effect on thermal, electrical, electronic, mechanical, optical and magnetic properties of nanomaterials- surface area - band gap energy and applications. Photochemistry and Electrochemistry of nanomaterials –Ionic properties of nanomaterials- Nano catalysis.

UNIT II SYNTHESIS OF NANOMATERIALS

8

Bottom up and Top-down approach for obtaining nano materials - Precipitation methods – sol gel technique – high energy ball milling, CVD and PVD methods, gas phase condensation, magnetron sputtering and laser deposition methods – laser ablation, sputtering.

UNIT III NANO COMPOSITES

10

Definition- importance of nanocomposites- nano composite materials-classification of composites-metal/metal oxides, metal-polymer- thermoplastic based, thermoset based and elastomer based-influence of size, shape and role of interface in composites applications.

UNIT IV NANO STRUCTURES AND CHARACTERIZATION TECHNIQUES

10

Classifications of nanomaterials - Zero dimensional, one-dimensional and two-dimensional nanostructures- Kinetics in nanostructured materials- multilayer thin films and superlattice-clusters of metals, semiconductors and nanocomposites. Spectroscopic techniques, Diffraction methods, thermal analysis method, BET analysis method.

UNIT V APPLICATIONS OF NANO MATERIALS

9

Overview of nanomaterials properties and their applications, nano painting, nano coating, nanomaterials for renewable energy, Molecular Electronics and Nanoelectronics – Nanobots-Biological Applications. Emerging technologies for environmental applications- Practice of nanoparticles for environmental remediation and water treatment.

TOTAL : 45 PERIODS

OUTCOMES:

- CO1 Understand the basic properties such as structural, physical, chemical properties of nanomaterials and their applications.
- CO2 Able to acquire knowledge about the different types of nano material synthesis
- CO3 Describes about the shape, size,structure of composite nano materials and their interference
- CO4 Understand the different characterization techniques for nanomaterials
- CO5 Develop a deeper knowledge in the application of nanomaterials in different fields.

TEXT BOOKS

1. Mick Wilson, Kamali Kannangara,Geoff Smith, Michelle Simmom, Burkhard Raguse, “ Nano Technology: Basic Science & Engineering Technology”, 2005, Overseas Press
2. G. Cao, “Nanostructures & Nanomaterials: Synthesis, Properties &Applications” Imperial College Press, 2004
3. William A Goddard “Handbook of Nanoscience, Engineering and Technology”, 3rd Edition, CRC Taylor and Francis group 2012.

REFERENCES

1. R.H.J.Hannink & A.J.Hill, Nanostructure Control, Wood Head Publishing Ltd.,Cambridge, 2006.
2. C.N.R.Rao, A.Muller, A.K.Cheetham, The Chemistry of Nanomaterials: Synthesis, Properties and Applications Vol. I & II, 2nd edition, 2005, Wiley VCH Verlag Gbtl & Co
3. Ivor Brodie and Julius J.Murray, 'The physics of Micro/Nano – Fabrication', Springer International Edition,2010

COURSE ARTICULATION MATRIX

Course Outcomes	Statement	Program Outcome														
		PO 1	PO 2	PO 3	PO 4	PO 5	PO 6	PO 7	PO 8	PO 9	PO 10	PO 11	PO 12	PS O1	PS O2	PS O3
CO1	understand the basic properties such as structural, physical, chemical properties of nanomaterials and their applications	2	3	2	3	3	-	-	-	1	1	-	3	1	1	3
CO2	acquire knowledge about the different types of nano material synthesis	2	3	1	3	3	-	-	-	1	1	-	3	2	1	3
CO3	describes about the shape, size,structure of composite nano materials and their interference	2	2	2	3	3	1	1	-	1	1	-	3	2	1	3
CO4	understand the different characterization techniques for nanomaterials	2	2	1	3	3	1	1	1	1	-	1	3	1	1	3
CO5	develop a deeper knowledge in the application of nanomaterials in different fields	2	2	1	3	3	1	1	1	1	-	1	3	2	1	3
Overall CO		3	2	2	1	3	3	1	1	1	1	1	1	3	2	1

OCH352

FUNCTIONAL MATERIALS

L T P C
3 0 0 3

OBJECTIVE:

- The course emphasis on the molecular self assembly and materials for polymer electronics

UNIT I INTRODUCTION

9

Historical Perspectives, Lessons from the Nature, Engineering the Functions, Tuning the functions, Multiscale Modeling and Computation, Classification of Functional Materials, Functional Diversity of Materials, Hybrid Materials, Technological Relevance, Societal Impact.

UNIT II MOLECULAR SELF ASSEMBLY

9

Molecular Organization, Self-Assembly in Biology, Energetics of Self-Organization, A Few Case Studies, Synthetic Protocols and Challenges, Solvent-assisted Self-Assembly, Directed Assembly-Langmuir-Blodgett and Langmuir-Schaefer techniques, Technological Applications of SAMs.

UNIT III BIO-INSPIRED MATERIALS

9

Bio-inspired materials, Classification, Biomimicry, Spider Silk, Lotus Leaf, Gecko feet, Synovial fluid, 'Bionics'-Bio-inspired Information Technologies, Artificial Sensory Organs, Biomineralization-En route to Nanotechnology.

UNIT IV SMART OR INTELLIGENT MATERIALS 9

Criteria for Smartness, Significance of Smart Materials, Representative Examples like Smart Gels and Polymers, Electro/Magneto Rheological Fluids, Smart Electroceramics, Technical Limitations and Challenges, Functional Nanocomposites, Polymer-carbon nanotube composites.

UNIT V MATERIALS FOR POLYMER ELECTRONICS 9

Polymers for Electronics, Organic Light Emitting Diodes, Working Principle of OLEDs, Illustrated Examples, Organic Field-Effect Transistors Operating Principle, Design Considerations, Polymer FETs vs Inorganic FETs, Liquid Crystal Displays, Engineering Aspects of Flat Panel Displays, Intelligent Polymers for Data Storage, Polymer-based Data Storage-Principle, Magnetic Vs. Polymer-based Data Storage.

TOTAL: 45 PERIODS

OUTCOME:

- Students will be able to differentiate among various functional properties and select appropriate material for certain functional applications, analyze the nature and potential of functional material.

TEXT BOOK:

1. Vijayamohan K. Pillai and MeeraParthasarathy, "Functional Materials: A chemist's perspective", Universities Press Hyderabad (2012).

REFERENCE:

1. Stephen Manne "Biomimetic Materials Chemistry" Wiley-VCH Newyork, 1966.

OFD352

TRADITIONAL INDIAN FOODS

**L T P C
3 0 0 3**

OBJECTIVE:

- To help students acquire a sound knowledge on diversities of foods, food habits and patterns in India with focus on traditional foods.

UNIT I HISTORICAL AND CULTURAL PERSPECTIVES 9

Food production and accessibility - subsistence foraging, horticulture, agriculture and pastoralization, origin of agriculture, earliest crops grown. Food as source of physical sustenance, food as religious and cultural symbols; importance of food in understanding human culture - variability, diversity, from basic ingredients to food preparation; impact of customs and traditions on food habits, heterogeneity within cultures (social groups) and specific social contexts - festive occasions, specific religious festivals, mourning etc. Kosher, Halal foods; foods for religious and other fasts.

UNIT II TRADITIONAL METHODS OF FOOD PROCESSING 9

Traditional methods of milling grains – rice, wheat and corn – equipments and processes as compared to modern methods. Equipments and processes for edible oil extraction, paneer, butter and ghee manufacture – comparison of traditional and modern methods. Energy costs, efficiency, yield, shelf life and nutrient content comparisons. Traditional methods of food preservation – sundrying, osmotic drying, brining, pickling and smoking.

UNIT III TRADITIONAL FOOD PATTERNS 9

Typical breakfast, meal and snack foods of different regions of India. Regional foods that have gone Pan Indian / Global. Popular regional foods; Traditional fermented foods, pickles and preserves, beverages, snacks, desserts and sweets, street foods; IPR issues in traditional foods

UNIT IV COMMERCIAL PRODUCTION OF TRADITIONAL FOODS 9

Commercial production of traditional breads, snacks, ready-to-eat foods and instant mixes, frozen foods – types marketed, turnover; role of SHGs, SMES industries, national and multinational companies; commercial production and packaging of traditional beverages such as tender coconut water, neera, lassi, buttermilk, dahi. Commercial production of intermediate foods – ginger and garlic pastes, tamarind pastes, masalas (spice mixes), idli and dosa batters.

UNIT V HEALTH ASPECTS OF TRADITIONAL FOODS 9

Comparison of traditional foods with typical fast foods / junk foods – cost, food safety, nutrient composition, bioactive components; energy and environmental costs of traditional foods; traditional foods used for specific ailments /illnesses.

TOTAL: 45 PERIODS

COURSE OUTCOMES:

CO1 To understand the historical and traditional perspective of foods and food habits

CO2 To understand the wide diversity and common features of traditional Indian foods and meal patterns.

TEXT BOOKS:

1. Sen, Colleen Taylor “Food Culture in India” Greenwood Press, 2005.

2. Davidar, Ruth N. “Indian Food Science: A Health and Nutrition Guide to Traditional Recipes: East West Books, 2001.

OFD353

INTRODUCTION TO FOOD PROCESSING

**L T P C
3 0 0 3**

OBJECTIVE:

• The course aims to introduce the students to the area of Food Processing. This is necessary for effective understanding of a detailed study of food processing and technology subjects. This course will enable students to appreciate the importance of food processing with respect to the producer, manufacturer and consumer.

UNIT I PROCESSING OF FOOD AND ITS IMPORTANCE 9

Source of food - plant, animal and microbial origin; different foods and groups of foods as raw materials for processing – cereals, pulses, grains, vegetables and fruits, milk and animal foods, sea weeds, algae, oil seeds & fats, sugars, tea, coffee, cocoa, spices and condiments, additives; need and significance of processing these foods.

UNIT II METHODS OF FOOD HANDLING AND STORAGE 9

Nature of harvested crop, plant and animal; storage of raw materials and products using low temperature, refrigerated gas storage of foods, gas packed refrigerated foods, sub atmospheric storage, Gas atmospheric storage of meat, grains, seeds and flour, roots and tubers; freezing of raw and processed foods.

UNIT III LARGE-SCALE FOOD PROCESSING 12

Milling of grains and pulses; edible oil extraction; Pasteurisation of milk and yoghurt; canning and bottling of foods; drying – Traditional and modern methods of drying, Dehydration of fruits, vegetables, milk, animal products etc; preservation by use of acid, sugar and salt; Pickling and curing with microorganisms, use of salt, and microbial fermentation; frying, baking, extrusion cooking, snack foods.

UNIT IV FOOD WASTES IN VARIOUS PROCESSES 6

Waste disposal-solid and liquid waste; rodent and insect control; use of pesticides; ETP; selecting and installing necessary equipment.

UNIT V FOOD HYGIENE**9**

Food related hazards – Biological hazards – physical hazards – microbiological considerations in foods. Food adulteration – definition, common food adulterants, contamination with toxic metals, pesticides and insecticides; Safety in food procurement, storage handling and preparation; Relationship of microbes to sanitation, Public health hazards due to contaminated water and food; Personnel hygiene; Training & Education for safe methods of handling and processing food; sterilization and disinfection of manufacturing plant; use of sanitizers, detergents, heat, chemicals, Cleaning of equipment and premises.

TOTAL: 45 PERIODS**COURSE OUTCOMES:**

On completion of the course the students are expected to

CO1 Be aware of the different methods applied to processing foods.

CO2 Be able to understand the significance of food processing and the role of food and beverage industries in the supply of foods.

TEXT BOOKS/REFERENCES:

1. Karnal, Marcus and D.B. Lund "Physical Principles of Food Preservation". Rutledge, 2003.
2. VanGarde, S.J. and Woodburn. M "Food Preservation and Safety Principles and Practice". Surbhi Publications, 2001.
3. Sivasankar, B. "Food Processing & Preservation", Prentice Hall of India, 2002.
4. Khetarpaul, Neelam, "Food Processing and Preservation", Daya Publications, 2005.

OPY352**IPR FOR PHARMA INDUSTRY****L T P C
3 0 0 3****COURSE OBJECTIVES:**

- To provide the basic fundamental knowledge of different forms of Intellectual Property Rights in national and international level.
- To provide the significance of the Intellectual Property Rights about the patents, copyrights, industrial design, plant and geographical indications.
- This paper is to study significance of the amended patent act on pharma industry.

UNIT I INTRODUCTION- INTELLECTUAL PROPERTY RIGHTS**9**

Introduction, Types of Intellectual Property Rights -patents, plant varieties protection, geographical indicators, copyright, trademark, trade secrets.

UNIT II PATENTS**9**

Patents-Objective, Introduction, Requirement for patenting- Novelty, Inventive step (Non-obviousness) and industrial application (utility), Non-patentable inventions, rights of patent owner, assignment of patent rights, patent specification (provisional and complete), parts of complete specification, claims, procedure for obtaining patents, compulsory license.

UNIT III PLANT VARIETY-TRADITIONAL KNOWLEDGE –GEOGRAPHICAL INDICATIONS**9**

Plant variety- Justification, criteria for protection of plant variety and protection in India. Traditional knowledge- Concept of traditional knowledge, protection of traditional knowledge under Intellectual Property frame works in national level and Traditional knowledge digital library (TKDL). Geographical Indications – Justification for protection, National and International position.

UNIT IV ENFORCEMENT AND PRACTICAL ASPECTS OF IPR**9**

Introduction – civil remedies – injunction, damage, account of profit – criminal remedies – patent, trademark. Practical aspects – Introduction, benefits of licensing, licensing of basic types of IPR,

licensing clauses of IPR. Case studies of patent infringement, compulsory licensing, simple patent license agreements.

UNIT V INTERNATIONAL BACKGROUND OF INTELLECTUAL PROPERTY 9

International Background of Intellectual Property- Paris Convention, Berne convention, World Trade Organization (WTO), World Intellectual Property Organization (WIPO), Trade Related Aspects of Intellectual Property Rights (TRIPS) and Patent Co-operation Treaty (PCT).

TOTAL:45 PERIODS

TEXT BOOKS:

1. N. Nagpal, M. Arora, M.R.D. Usman, S. Rahar, "Intellectual Property Rights" Edu creation Publishing, New Delhi, 2017.
2. The Patents Act, 1970 (Bare Act with Short Notes) (New Delhi: Universal Law Publishing Company Pvt. Ltd. 2012.
3. B.S. Rao, P.V. Appaji, "Intellectual Property Rights in Pharmaceutical Industry: Theory and Practice", 2015.

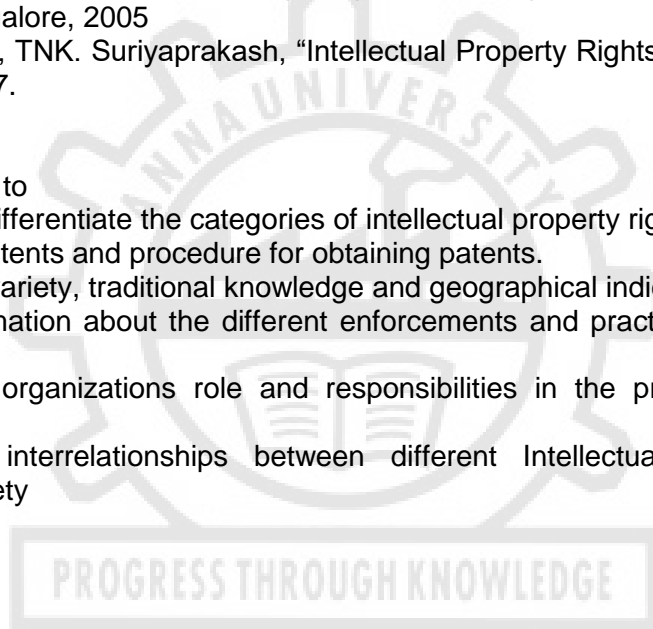
REFERENCES:

1. Patents for Chemicals, Pharmaceuticals, & Biotechnology-Fundamentals of Global Law, Practice and Strategy. Philip W. Grubb, Oxford University Press, 2004.
2. Basic Principles of patent law – Basics principles and acquisition of IPR. Ramakrishna T. CIPRA, NLSIU, Bangalore, 2005
3. S. Lakshmana Prabu, TNK. Suriyaprakash, "Intellectual Property Rights", 1st ed., In Tech open access, Croatia, 2017.

COURSE OUTCOME

The student will be able to

- C1** Understand and differentiate the categories of intellectual property rights.
- C2** Describe about patents and procedure for obtaining patents.
- C3** Distinguish plant variety, traditional knowledge and geographical indications under IPR.
- C4** Provide the information about the different enforcements and practical aspects involved in protection of IPR.
- C5** Provide different organizations role and responsibilities in the protection of IPR in the international level.
- C6** Understand the interrelationships between different Intellectual Property Rights on International Society



CO – PO MAPPING												
IPR FOR PHARMA INDUSTRY												
	PO1	PO2	PO3	PO4	PO5	PO6	PO7	PO8	PO9	PO10	PO11	PO12
C1	3	3		2					2	2		
C2		3	3				2	2				
C3	3	3					2	2				1
C4					2		3	3		2	2	
C5		3					3			2		1
C6	3	2				2	2					2

OBJECTIVE:

- To enable the students to understand the basics and different types of finishes required for textile materials and machines used for finishing.

UNIT I RESIN FINISHING**9**

Importance of finishing and its classification. Resin finishing: Mechanism of creasing, Types of Resins .Anti crease, wash and wear, durable press resin finishing. Study about eco friendly method of anti crease finishing.

UNIT II FLAME PROOF & WATERPROOF**9**

Concept of Flame proof & flame retardancy. Flame retardant finishes for cotton, Concept of waterproof and water repellent Finishes, Durable & Semi durable and Temporary finishes, Concept of Antimicrobial finish.

UNIT III SOIL RELEASE AND ANTISTATIC FINISHES**9**

Soil Release Finishing: Mechanism of soil retention & soil release. Anti pilling Finishing: chemical and mechanical methods to produce anti pilling. Concept of UV Protection finishes- Concept of antistatic finishes.

UNIT IV MECHANICAL FINISHES**9**

Mechanical finishing of textile materials - calendaring, compacting, Sanforising, Peach finishing. Object of Heat setting. Various methods of heat setting and mechanism of heat setting.

UNIT V STIFFENING AND SOFTENING**9**

Concept of stiffening and softening of textile materials. Mechanism in the weight reduction of PET .Concept of Micro encapsulation techniques in finishing process, Nano finish, Plasma Treatment and Bio finishing.

TOTAL: 45 PERIODS**OUTCOMES:**

Upon completion of the course, the students will be able to Understand the

CO:1 Basics of Resin Finishing Process.

CO2 Concept of Flame proof & flame retardancy, waterproof and water repellent, Antimicrobial finishes.

CO 3 Concept of Soil Release, Anti Pilling, UV Protection and Antistatic finishes.

CO4 Concept of Mechanical finishing.

CO 5 Basics of Micro encapsulation techniques, Nano finish, Plasma Treatment.

TEXT BOOKS:

- V.A.Shennai, "Technology of Finishing", Vol X, Sevak Publications, Mumbai
- Perkins, W.S., "Textile colouration and finishing", Carolina Academic Press., U.K, ISBN: 0890898855.2004.

REFERENCES:

- Microencapsulation in finishing, Review of progress of Colouration, SDC, 2001 62
- Chakraborty, J.N, Fundamentals and Practices in colouration of Textiles, Woodhead Publishing India, 2009, ISBN-13:978-81-908001-4-3
- W. D. Schindler and P. J. Hauser "Chemical finishing of textiles", Woodhead Publishing Cambridge England,2004.

OBJECTIVES:

- To enable the students to learn about basics of industrial engineering and different tools of industrial engineering and its application in apparel industry

UNIT I INTRODUCTION 9

Scope of industrial engineering in apparel Industry, role of industrial engineers.

Productivity: Definition - Productivity, Productivity measures .Reduction of work content due to the product and process, Reduction of ineffective time due to the management, due to the worker. Causes for low productivity in apparel industry and measures for improvement.

UNIT II WORK STUDY 9

Definition, Purpose, Basic procedure and techniques of work-study.

Work environment – Lighting, Ventilation, Climatic condition on productivity. Temperature control, humidity control, noise control measures. Safety and ergonomics on work station and work environment

Material Handling – Objectives, Classification and characteristics of material handling equipments, Specialized material handling equipments.

UNIT III METHOD STUDY 9

Definition, Objectives, Procedure, Process charts and symbols. Various charts – Charts indicating process sequence: Outline process chart, flow process chart (man type, material type and equipment type); Charts using time scale – multiple activity chart. Diagrams indicating movement – flow diagram, string diagram, cycle graph, chrono cycle graph, travel chart

MOTION STUDY: Principle of motion economy, Two handed process chart, micro motion analysis – therbligs, SIMO chart.

UNIT IV WORK MEASUREMENT 9

Definition, purpose, procedure, equipments, techniques. Time study - Definition, basics of time study- equipments. Time study forms, Stop watch procedure. Predetermined motion time standards (PMTS). Time Study rating, calculation of standard time, Performance rating – relaxation and other allowances. Calculation of SAM for different garments, GSD.

UNIT V WORK STUDY APPLICATION 9

Application of work study techniques in cutting, stitching and packing in garment industry. Workaids in sewing, Pitch diagram, Line balancing, Capacity planning, scientific method of training.

TOTAL: 45 PERIODS

OUTCOMES:

Upon the completion of the course the student shall be able to understand

CO1: Fundamental concepts of industrial Engineering and productivity

CO2: Method study

CO3: Motion analysis

CO4: Work measurement and SAM

CO5: Ergonomics and its application to garment industry

TEXTBOOKS:

1. George Kanwaty, "Introduction to Work Study ", ILO, Geneva, 1996, ISBN: 9221071081 | ISBN-13: 9789221071082
2. Enrick N. L., "Time study manual for Textile industry", Wiley Eastern (P) Ltd., 1989, ISBN: 0898740444 | ISBN-13: 9780898740448
3. Khanna O. P., and Sarup A., "Industrial Engineering and Management", Dhanpat Rai Publications, New Delhi, 2010, ISBN: 818992835X / ISBN: 978-8189928353

REFERENCES

1. Norberd Lloyd Enrick., "Industrial Engineering Manual for Textile Industry", Wiley Eastern (P) Ltd., New Delhi, 1988, ISBN: 0882756311 | ISBN-13: 9780882756318

- Chuter A. J., "Introduction to Clothing Production Management", Wiley-Black well Science, U.S. A., 1995, ISBN: 0632039396 | ISBN-13: 9780632039395
- GordanaColovic., "Ergonomics in the garment industry", Wood publishing India Pvt. Ltd., India, 2014, ISBN: 0857098225 | ISBN-13: 9780857098221
- Rajesh Bheda, "Managing Productivity in Apparel Industry "CBS Publishers & Distributors, 2008

CO's- PO's & PSO's MAPPING

Course Outcomes	Statement	Program Outcome														
		PO 1	PO 2	PO 3	PO 4	PO 5	PO' 6	PO' 7	PO' 8	PO' 9'	PO 10	PO 11	PO 12	PS O1	PS O 2	PS O3
CO1	Fundamental concepts of industrial Engineering and productivity	2	2	3	3	2	1	1	2	2	1	2	2	1	1	-
CO2	Method study	1	2	3	3	2	1	1	2	2	1	2	2	1	1	-
CO3	Motion analysis	1	2	3	3	2	1	1	2	2	1	2	2	1	1	-
CO4	Work measurement and SAM	1	2	3	3	2	1	1	2	2	1	3	2	1	1	-
CO5	Ergonomics and its application to garment industry	1	2	3	3	2	1	2	2	2	1	3	2	1	1	-
Overall CO		1.2	2	3	3	2	1	1.2	2	2	1	2.4	2	1	1	-

1, 2 and 3 are correlation levels with weightings as Slight (Low), Moderate (Medium) and Substantial (High) respectively

OTT353

BASICS OF TEXTILE MANUFACTURE

**L T P C
3 0 0 3**

OBJECTIVES:

To enable the students to learn about the basics of fibre forming, yarn production, fabric formation, coloration of fabrics and garment manufacturing

UNIT I NATURAL FIBRES

9

Introduction: Definition of staple fibre, filament; Classification of natural and man-made fibres, essential and desirable properties of fibres. Production and cultivation of Natural Fibres: Cultivation of cotton, production of silk (sericulture), wool and jute – physical and chemical structure of these fibres..

UNIT II REGENERATED AND SYNTHETIC FIBRES

9

Production sequence of regenerated and modified cellulosic fibres: viscose rayon, Acetate Rayon, high wet modulus and high tenacity fibres; synthetic fibres – chemical structure, fibre forming polymers, production principles.

UNIT III BASICS OF SPINNING

9

Spinning – principle of yarn formation, sequence of machines for yarn production with short staple fibres and blends, principles of opening and cleaning machines; yarn numbering – calculations

UNIT IV BASICS OF WEAVING

9

Woven fabric – warp, weft, weaving, path of warp; looms – classification, handloom and its parts, powerloom, automatic looms, shuttleless looms, special type of looms; preparatory machines for

weaving process and their objectives; basic weaving mechanism - primary, secondary and auxiliary mechanisms,

UNIT V BASICS OF KNITTING AND NONWOVEN

9

Knitting – classification, principle, types of fabrics; nonwoven process –classification, principle, types of fabrics.

TOTAL : 45 PERIODS

OUTCOMES:

On completion of this course, the students shall have the basic knowledge on

CO1: Classification of fibres and production of natural fibres

CO2: Regenerated and synthetic fibres

CO3: Yarn spinning

CO4: Weaving

CO5: Knitting and nonwoven

TEXTBOOKS

1. Mishra S. P. , “A Text Book of Fibre Science and Technology”, New Age Publishers, 2000, ISBN: 8122412505
2. Marks R., and Robinson. T.C., “Principles of Weaving”, The Textile Institute, Manchester, 1989, ISBN: 0 900739 258.
3. Spencer D.J., “Knitting Technology”, III Ed., Textile Institute, Manchester, 2001, ISBN: 185573 333 1.

REFERENCES:

1. Hornberer M., Eberle H., Kilgus R., Ring W. and Hermeling H., “Clothing Technology: From Fibre to Fabric”, Europa LehrmittelVerlag, 2008, ISBN: 3808562250 / ISBN: 978-3808562253.
2. Wynne A., “Motivate Series-Textiles”, Maxmillan Publications, London, 1997.
3. Carr H. and Latham B., “The Technology of Clothing Manufacture” Backwell Science, U.K., 1994, ISBN: 0632037482 / ISBN:13: 9780632037483.Klein W., “The Rieter Manual of Spinning, Vol.1”, Rieter Machine Works Ltd., Winterthur, 2014, ISBN 10 3-9523173-1-4 / ISBN 13 978-3-9523173-1-0.
4. Klein W., “The Rieter Manual of Spinning, Vol.2”, Rieter Machine Works Ltd., Winterthur, 2014, ISBN 10 3-9523173-2-2 / ISBN 13 978-3-9523173-2-7.
5. Klein W., “The Rieter Manual of Spinning, Vol.1-3”, Rieter Machine Works Ltd., Winterthur, 2014, ISBN 10 3-9523173-3-0 / ISBN 13 978-3-9523173-3-4.
6. Talukdar. M.K., Sriramulu. P.K., and Ajgaonkar. D.B., “Weaving: Machines, Mechanisms, Management”, Mahajan Publishers, Ahmedabad, 1998, ISBN: 81-85401-16-0.
7. Morton W. E., and Hearle J. W. S., “Physical Properties of Textile Fibres”, The Textile Institute, Washington D.C., 2008, ISBN 978-1-84569-220-95
8. Gohl E. P. G., “Textile Science”, CBS Publishers and distributors, 1987, ISBN 0582685958

COURSE ARTICULATION MATRIX:

1, 2 and 3 are correlation levels with weightings as Slight (Low), Moderate (Medium) and

COURSE OUTCOMES	STATEMENT	PROGRAM OUTCOME														
		P O1	P O2	P O3	P O4	P O5	P O6	P O7	P O8	P O9	P O10	P O11	P O12	P S O1	P S O2	PS O3
CO1.	Classification of fibres and production of natural fibres	-	-	-	-	-	-	-	2	1	-	1	1	-	1	-
CO2.	Regenerated and synthetic fibres	-	-	-	-	-	-	-	2	1	-	1	1	-	1	-
CO3.	Yarn spinning	-	-	-	-	-	-	-	2	1	-	1	1	-	1	-
CO4.	Weaving	-	-	-	-	-	-	-	2	1	-	1	1	-	1	-
CO5.	Knitting and nonwoven	-	-	-	-	-	-	-	2	1	-	1	1	-	1	-
Overall CO		-	-	-	-	-	-	-	2	1	-	1	1	-	1	-

Substantial (High) respectively

**OPE351 INTRODUCTION TO PETROLEUM REFINING AND PETROCHEMICALS L T P C
3 0 0 3**

OBJECTIVE:

The course is aimed to

- Gain knowledge about petroleum refining process and production of petrochemical products.

UNIT I ORIGIN, FORMATION AND REFINING OF CRUDE OIL 9

Origin, Formation and Evaluation of Crude Oil. Testing of Petroleum Products. Refining of Petroleum - Atmospheric and Vacuum Distillation.

UNIT II CRACKING 9

Cracking, Thermal Cracking, Vis-breaking, Catalytic Cracking (FCC), Hydro Cracking, Coking and Air Blowing of Bitumen

UNIT III REFORMING AND HYDROTREATING 9

Catalytic Reforming of Petroleum Feed Stocks. Lube oil processing- Solvent Treatment Processes, Dewaxing, Clay Treatment and Hydrofining. Treatment Techniques: Removal of Sulphur Compounds in all Petroleum Fractions to improve performance.

UNIT IV INTRODUCTION TO PETROCHEMICALS 9

Petrochemicals - Cracking of Naphtha and Feed stock gas for the production of Ethylene, Propylene, Isobutylene and Butadiene. Production of Acetylene from Methane, and Extraction of Aromatics.

UNIT V PRODUCTION OF PETROCHEMICALS 9

Production of Petrochemicals like Dimethyl Terephthalate(DMT), Ethylene Glycol, Synthetic glycerine, Linear Alkyl Benzene (LAB), Acrylonitrile, Methyl Methacrylate (MMA), Vinyl Acetate Monomer, Phthalic Anhydride, Maleic Anhydride, Phenol, Acetone, Methanol, Formaldehyde, Acetaldehyde, Pentaerythritol and production of Carbon Black.

TOTAL: 45 PERIODS

OUTCOMES:

On the completion of the course students are expected to

CO1: Understand the classification, composition and testing methods of crude petroleum and its products. Learn the mechanism of refining process.

CO2: Understand the insights of primary treatment processes to produce the precursors.

CO3: Study the secondary treatment processes cracking, vis-breaking and coking to produce more petroleum products.

CO4: Appreciate the need of treatment techniques for the removal of sulphur and other impurities from petroleum products.

CO5: Understand the societal impact of petrochemicals and learn their manufacturing processes.

CO6: Learn the importance of optimization of process parameters for the high yield of petroleum products.

TEXT BOOKS

1. Nelson, W. L., "Petroleum Refinery Engineering", 4th Edition., McGraw Hill, New York, 1985.
2. Wiseman. P., "Petrochemicals", UMIST Series in Science and Technology, John Wiley & Sons, 1986.

REFERENCES

1. Bhaskara Rao, B. K., "Modern Petroleum Refining Processes", 2nd Edition, Oxford and IBH Publishing Company, New Delhi, 1990.
2. Bhaskara Rao, B. K. "A Text on Petrochemicals", 1st Edition, Khanna Publishers

CPE334

ENERGY CONSERVATION AND MANAGEMENT

L T P C
3 0 0 3

OBJECTIVES:

At the end of the course, the student is expected to

- understand and analyse the energy data of industries
- carryout energy accounting and balancing
- conduct energy audit and suggest methodologies for energy savings and
- utilise the available resources in optimal ways

UNIT I INTRODUCTION

9

Energy - Power – Past & Present scenario of World; National Energy consumption Data – Environmental aspects associated with energy utilization – Energy Auditing: Need, Types, Methodology and Barriers. Role of Energy Managers. Instruments for energy auditing.

UNIT II ELECTRICAL SYSTEMS

9

Components of EB billing – HT and LT supply, Transformers, Cable Sizing, Concept of Capacitors, Power Factor Improvement, Harmonics, Electric Motors - Motor Efficiency Computation, Energy Efficient Motors, Illumination – Lux, Lumens, Types of lighting, Efficacy, LED Lighting and scope of Encon in Illumination.

UNIT III THERMAL SYSTEMS

9

Stoichiometry, Boilers, Furnaces and Thermic Fluid Heaters – Efficiency computation and encon measures. Steam: Distribution &U sage: Steam Traps, Condensate Recovery, Flash Steam Utilization, Insulators & Refractories

UNIT IV ENERGY CONSERVATION IN MAJOR UTILITIES

9

Pumps, Fans, Blowers, Compressed Air Systems, Refrigeration and Air Conditioning Systems – Cooling Towers – D.G. sets

UNIT V ECONOMICS

9

Energy Economics – Discount Rate, Payback Period, Internal Rate of Return, Net Present Value, Life Cycle Costing –ESCO concept

TOTAL: 45 PERIODS

OUTCOMES:

Upon completion of this course, the students can able to analyze the energy data of industries.

CO1:Remember the knowledge for Basic combustion and furnace design and selection of thermal and mechanical energy equipment.

CO2: Study the Importance of Stoichiometry relations, Theoretical air required for complete combustion.

CO3: Skills on combustion thermodynamics and kinetics.

CO4: Apply calculation and design tube still heaters.

CO5: Studied different heat treatment furnace.

CO6: Practical and theoretical knowledge burner design.

TEXT BOOKS:

1. Energy Manager Training Manual (4 Volumes) available at www.energymanagertraining.com. a website administered by Bureau of Energy Efficiency (BEE), a statutory body under Ministry of Power, Government of India, 2004.

REFERENCES:

- 1.Witte. L.C., P.S. Schmidt, D.R. Brown, "Industrial Energy Management and Utilisation" Hemisphere Publ, Washington, 1988.
- 2.Callaghn, P.W. "Design and Management for Energy Conservation", Pergamon Press, Oxford, 1981.
- 3.Dryden. I.G.C., "The Efficient Use of Energy" Butterworths, London, 1982
- 4.Turner. W.C., "Energy Management Hand book", Wiley, New York, 1982.
- 5.Murphy. W.R. and G. Mc KAY, "Energy Management", Butterworths, London 1987

OPT351

BASICS OF PLASTICS PROCESSING

**L T P C
3 0 0 3**

COURSE OBJECTIVES

- Understand the fundamentals of plastics processing, such as the relationships between material structural properties and required processing parameters, and so on
- To gain practical knowledge on the polymer selection and its processing
- Understanding the major plastic material processing techniques (Extrusion, Injection molding, Compression and Transfer molding, Blow molding, Thermoforming and casting)
- To understand suitable additives for plastics compounding
- To Propose troubleshooting mechanisms for defects found in plastics products manufactured by various processing techniques

UNIT I INTRODUCTION TO PLASTICS PROCESSING

9

Introduction to plastic processing – Principles of plastic processing: processing of plastics vs. metals and ceramics. Factors influencing the efficiency of plastics processing: molecular weight, viscosity and rheology. Difference in approach for thermoplastic and thermoset processing. Additives for plastics compounding and processing: antioxidants, light stabilizers, UV stabilizers, lubricants, impact modifiers, flame retardants, antistatic agents, stabilizers and plasticizers. Compounding: plastic compounding techniques, plasticization, pelletization.

UNITII EXTRUSION

9

Extrusion – Principles of extrusion. Features of extruder: barrel, screw, types of screws, drive mechanism, specifications, heating & cooling systems, types of extruders. Flow mechanism: process variables, die entry effects and exit instabilities. Die swell, Defects: melt fracture, shark skin, bambooning. Factors determining efficiency of an extruder. Extrusion of films: blown and cast

films. Tube/pipe extrusion. Extrusion coating: wire & cable. Twin screw extruder and its applications. Applications of extrusion and new developments.

UNIT III INJECTION MOLDING 9

Injection molding – Principles and processing outline, machinery, accessories and functions, specifications, process variables, mould cycle. Types of clamping: hydraulic and toggle mechanisms. Start-up and shut down procedures-Cylinder nozzles- Press capacity projected area -Shot weight Basic theoretical concepts and their relationship to processing - Interaction of moulding process aspect effects in quoted variables. Basic mould types. Reciprocating vs. plunger type injection moulding. Thermoplastic vs. thermosetting injection moulding. Injection moulding vs. other plastic processing techniques. State-of-the art injection moulding techniques - Introduction to trouble shooting

UNIT IV COMPRESSION AND TRANSFER MOLDING 9

Compression moulding – Basic principles of compression and transfer moulding-Meaning of terms-Bulk factor and flow properties, moulding materials, process variables and process cycle, Inter relation between flow properties-Curing time-Mould temperature and Pressure requirements. Preforms and preheating- Techniques of preheating. Machines used-Types of compression mould-positive, semi-positive and flash. Common moulding faults and their correction- Finishing of mouldings. Transfer moulding: working principle, equipment, Press capacity-Integral moulds and auxiliary ram moulds, moulding cycle, moulding tolerances, pot transfer, plunger transfer and screw transfer moulding techniques, advantages over compression moulding

UNIT V BLOW MOLDING, THERMOFORMING AND CASTING 9

Blow moulding: principles and terminologies. Injection blow moulding. Extrusion blow moulding. Design guidelines for optimum product performance and appearance. Thermoforming: principle, vacuum forming, pressure forming mechanical forming. Casting: working principle, types and applications.

TOTAL 45 PERIODS

COURSE OUTCOMES

- Ability to find out the correlation between various processing techniques with product properties.
- Understand the major plastics processing techniques used in moulding (injection, blow, compression, and transfer), extrusion, thermoforming, and casting.
- Acquire knowledge on additives for plastic compounding and methods employed for the same
- Familiarize with the machinery and ancillary equipment associated with various plastic processing techniques.
- Select an appropriate processing technique for the production of a plastic product

REFERENCES

1. S. S. Schwart, S. H. Goodman, *Plastics Materials and Processes*, Van Nostrand Reinhold Company Inc. (1982).
2. F. Hensen (Ed.), *Plastic Extrusion Technology*, Hanser Gardner (1997).
3. W. S. Allen and P. N. Baker, *Hand Book of Plastic Technology, Volume-1, Plastic Processing Operations [Injection, Compression, Transfer, Blow Molding]*, CBS Publishers and Distributors (2004).
4. M. Chanda, S. K. Roy, *Plastic Technology handbook*, 4th Edn., CRC Press (2007).
5. I. I. Rubin, *Injection Molding Theory & Practice*, Society of Plastic Engineers, Wiley (1973).
6. D.V. Rosato, M. G. Rosato, *Injection Molding Hand Book*, Springer (2012).
7. M. L. Berins (Ed.), *SPI Plastic Engineering Hand Book of Society of Plastic Industry Inc.*, Springer (2012).
8. B. Strong, *Plastics: Material & Processing*, A, Pearson Prentice hall (2005).
9. D.V Rosato, *Blow Molding Hand Book*, Carl HanserVerlag GmbH & Co (2003).

COURSE OBJECTIVES:

- To understand the basic properties of signal & systems
- To know the methods of characterization of LTI systems in time domain
- To analyze continuous time signals and system in the Fourier and Laplace domain
- To analyze discrete time signals and system in the Fourier and Z transform domain

UNIT I CLASSIFICATION OF SIGNALS AND SYSTEMS 9

Standard signals- Step, Ramp, Pulse, Impulse, Real and complex exponentials and Sinusoids_ Classification of signals – Continuous time (CT) and Discrete Time (DT) signals, Periodic & Aperiodic signals, Deterministic & Random signals, Energy & Power signals - Classification of systems- CT systems and DT systems- – Linear & Nonlinear, Time-variant& Time-invariant,Causal & Non-causal, Stable & Unstable.

UNIT II ANALYSIS OF CONTINUOUS TIME SIGNALS 9

Fourier series for periodic signals - Fourier Transform – properties- Laplace Transforms and Properties

UNIT III LINEAR TIME INVARIANT CONTINUOUS TIME SYSTEMS 9

Impulse response - convolution integrals- Differential Equation- Fourier and Laplace transforms in Analysis of CT systems - Systems connected in series / parallel.

UNIT IV ANALYSIS OF DISCRETE TIME SIGNALS 9

Baseband signal Sampling–Fourier Transform of discrete time signals (DTFT)– Properties of DTFT - Z Transform & Properties

UNIT V LINEAR TIME INVARIANT-DISCRETE TIME SYSTEMS 9

Impulse response–Difference equations-Convolution sum- Discrete Fourier Transform and Z Transform Analysis of Recursive & Non-Recursive systems-DT systems connected in series and parallel.

TOTAL: 45 PERIODS**COURSE OUTCOMES:**

At the end of the course, the student will be able to:

- CO1: determine if a given system is linear/causal/stable
 CO2: determine the frequency components present in a deterministic signal
 CO3: characterize continuous LTI systems in the time domain and frequency domain
 CO4: characterize discrete LTI systems in the time domain and frequency domain
 CO5: compute the output of an LTI system in the time and frequency domains

TEXT BOOKS:

1. Oppenheim, Willsky and Hamid, “Signals and Systems”, 2nd Edition, Pearson Education, New Delhi, 2015.(Units I - V)
2. Simon Haykin, Barry Van Veen, “Signals and Systems”, 2nd Edition, Wiley, 2002

REFERENCES :

1. B. P. Lathi, “Principles of Linear Systems and Signals”, 2nd Edition, Oxford, 2009.
2. M. J. Roberts, “Signals and Systems Analysis using Transform methods and MATLAB”, McGraw- Hill Education, 2018.
3. John Alan Stuller, “An Introduction to Signals and Systems”, Thomson, 2007.

CO's- PO's & PSO's MAPPING

CO	PO 1	PO 2	PO 3	PO 4	PO 5	PO 6	PO 7	PO 8	PO 9	PO1 0	PO1 1	PO1 2	PSO 1	PSO 2	PSO 3
1	3	-	3	-	3	2	-	-	-	-		3	-	-	1
2	3	-	3	-	-	2	-	-	-	-		3	-	3	-
3	3	3	-	-	3	2	-	-	-	-		3	2	-	-
4	3	3	-	-	3	2	-	-	-	-		3	-	3	1
5	3	3	-	3	3	2	-	-	-	-		3	-	3	1
Avg	3	3	3	3	3	2	-	-	-	-	-	3	2	3	1

OEC352 FUNDAMENTALS OF ELECTRONIC DEVICES AND CIRCUITS

L T P C
3 0 0 3

COURSE OBJECTIVES:

- To give a comprehensive exposure to all types of devices and circuits constructed with discrete components. This helps to develop a strong basis for building linear and digital integrated circuits
- To analyze the frequency response of small signal amplifiers
- To design and analyze single stage and multistage amplifier circuits
- To study about feedback amplifiers and oscillators principles
- To understand the analysis and design of multi vibrators

UNIT I SEMICONDUCTOR DEVICES

9

PN junction diode, Zener diode, BJT, MOSFET, UJT –structure, operation and V-I characteristics, Rectifiers – Half Wave and Full Wave Rectifier, Zener as regulator

UNIT II AMPLIFIERS

9

Load line, operating point, biasing methods for BJT and MOSFET, BJT small signal model – Analysis of CE, CB, CC amplifiers- Gain and frequency response –Analysis of CS and Source follower – Gain and frequency response- High frequency analysis.

UNIT III MULTISTAGE AMPLIFIERS AND DIFFERENTIAL AMPLIFIER

9

Cascode amplifier, Differential amplifier – Common mode and Difference mode analysis – Tuned amplifiers – Gain and frequency response – Neutralization methods.

UNIT IV FEEDBACK AMPLIFIERS AND OSCILLATORS

9

Advantages of negative feedback – Analysis of Voltage / Current, Series, Shunt feedback Amplifiers – positive feedback–Condition for oscillations, phase shift – Wien bridge, Hartley, Colpitts and Crystal oscillators.

UNIT V POWER AMPLIFIERS AND DC/DC CONVERTERS

9

Power amplifiers- class A-Class B-Class AB-Class C-Temperature Effect- Class AB Power amplifier using MOSFET –DC/DC convertors – Buck, Boost, Buck-Boost analysis and design.

TOTAL: 45 PERIODS

COURSE OUTCOMES :

At the end of the course the students will be able to

CO1: Explain the structure and working operation of basic electronic devices.

CO2: Design and analyze amplifiers.

CO3: Analyze frequency response of BJT and MOSFET amplifiers

CO4: Design and analyze feedback amplifiers and oscillator principles.

CO5: Design and analyze power amplifiers and supply circuits

TEXT BOOKS :

1. David A. Bell, "Electronic Devices and Circuits", Oxford Higher Education press, 5 th Edition, 2010.

2. Robert L. Boylestad and Louis Nasheresky, "Electronic Devices and Circuit Theory", 10th Edition, Pearson Education / PHI, 2008.
3. Adel .S. Sedra, Kenneth C. Smith, "Micro Electronic Circuits", Oxford University Press, 7 th Edition, 2014.

REFERENCES :

1. Donald.A. Neamen, "Electronic Circuit Analysis and Design", Tata McGraw Hill, 3 rd Edition, 2010.
2. D.Schilling and C.Belove, "Electronic Circuits", McGraw Hill, 3 rd Edition, 1989
3. Muhammad H.Rashid, "Power Electronics", Pearson Education / PHI , 2004.

CO's- PO's & PSO's MAPPING

CO	PO 1	PO 2	PO 3	PO 4	PO 5	PO 6	PO 7	PO 8	PO 9	PO 10	PO 11	PO 12	PS O1	PS O2	PS O3
1	3	3	3	3	2	1	-	-	-	-	-	1	2	1	1
2	3	2	2	3	2	2	-	-	-	-	-	1	2	1	1
3	3	3	3	2	1	2	-	-	-	-	-	1	2	1	1
4	3	3	2	3	2	2	-	-	-	-	-	1	2	1	1
5	3	2	3	2	2	1	-	-	-	-	-	1	2	1	1
CO	3	3	3	3	2	2	-	-	-	-	-	1	2	1	1

CBM348 FOUNDATION SKILLS IN INTEGRATED PRODUCT DEVELOPMENT L T P C
3 0 0 3

OBJECTIVES:

- To understand the global trends and development methodologies of various types of products and services
- To conceptualize, prototype and develop product management plan for a new product based on the type of the new product and development methodology integrating the hardware, software, controls, electronics and mechanical systems
- To understand requirement engineering and know how to collect, analyze and arrive at requirements for new product development and convert them in to design specification
- To understand system modeling for system, sub-system and their interfaces and arrive at the optimum system specification and characteristics
- To develop documentation, test specifications and coordinate with various teams to validate and sustain up to the EoL (End of Life) support activities for engineering customer

UNIT I BASICS OF PRODUCT DEVELOPMENT 9

Global Trends Analysis and Product decision - Social Trends - Technical Trends- Economical Trends - Environmental Trends - Political/Policy Trends - Introduction to Product Development Methodologies and Management - Overview of Products and Services - Types of Product Development - Overview of Product Development methodologies - Product Life Cycle – Product Development Planning and Management.

UNIT II REQUIREMENTS AND SYSTEM DESIGN 9

Requirement Engineering - Types of Requirements - Requirement Engineering - traceability Matrix and Analysis - Requirement Management - System Design & Modeling - Introduction to System Modeling - System Optimization - System Specification - Sub-System Design - Interface Design.

UNIT III DESIGN AND TESTING 9

Conceptualization - Industrial Design and User Interface Design - Introduction to Concept generation Techniques – Challenges in Integration of Engineering Disciplines - Concept Screening & Evaluation - Detailed Design - Component Design and Verification – Mechanical, Electronics and

CO's- PO's & PSO's MAPPING

CO's	PO's												PSO's			
	1	2	3	4	5	6	7	8	9	10	11	12	1	2	3	
1	3	1	1	1	1											
2	3	1	1	1	1											
3	3	1	1	1	1											
4	3	1	1	1	1											
5	3	1	1	1	1											
AVg.																

OMA352

OPERATIONS RESEARCH

L T P C
3 0 0 3

OBJECTIVES:

This course will help the students to

- Determine the optimum solution for Linear programming problems.
- Study the Transportation and assignment models and various techniques to solve them.
- Acquire the knowledge of optimality, formulation and computation of integer programming problems.
- Acquire the knowledge of optimality, formulation and computation of dynamic programming problems.
- Determine the optimum solution for non-linear programming problems.

UNIT I LINEAR PROGRAMMING 9

Formulation of linear programming models – Graphical solution – Simplex method - Big M Method – Two phase simplex method - Duality - Dual simplex method.

UNIT II TRANSPORTATION AND ASSIGNMENT PROBLEMS 9

Matrix form of Transportation problems – Loops in T.P – Initial basic feasible solution – Transportation algorithm – Assignment problem – Unbalanced assignment problems .

UNIT III INTEGER PROGRAMMING 9

Introduction – All and mixed I.P.P – Gomory's method – Cutting plane algorithm – Branch and bound algorithm – Zero – one programming.

UNIT IV DYNAMIC PROGRAMMING PROBLEMS 9

Recursive nature of computation – Forward and backward recursion – Resource Allocation model – Cargo – loading model – Work – force size model - Investment model – Solution of L.P.P by dynamic programming .

UNIT V NON - LINEAR PROGRAMMING PROBLEMS 9

Lagrange multipliers – Equality constraints – Inequality constraints – Kuhn – Tucker Conditions – Quadratic programming.

TOTAL:45 PERIODS

OUTCOMES:

At the end of the course, students will be able to

- Could develop a fundamental understanding of linear programming models, able to develop a linear programming model from problem description, apply the simplex method for solving linear programming problems.
- Analyze the concept of developing, formulating, modeling and solving transportation and assignment problems.

- Solve the integer programming problems using various methods.
- Conceptualize the principle of optimality and sub-optimization, formulation and computational procedure of dynamic programming.
- Determine the optimum solution for non linear programming problems.

TEXT BOOKS:

1. Kanti Swarup, P.K.Gupta and Man Mohan, " Operations Research " , Sultan Chand & Sons, New Delhi, Fifth Edition , 1990.
2. Taha. H.A, " Operations Research – An Introduction , Pearson Education, Ninth Edition , New Delhi, 2012.

REFERENCES :

1. J.K.Sharma , " Operations Research - Theory and Applications " Mac Millan India Ltd , Second Edition , New Delhi , 2003.
2. Richard Bronson & Govindasami Naadimuthu , " Operations Research " (Schaum's Outlines – TMH Edition) Tata McGraw Hill, Second Edition, New Delhi, 2004.
3. Pradeep Prabhakar Pai , " Operations Research and Practice", Oxford University Press, New Delhi , 2012.
4. J.P.Singh and N.P.Singh , " Operations Research , Ane Books Pvt.Ltd, New Delhi , 2014.
5. F.S.Hillier and G.J. Lieberman, " Introduction to Operations Research " , Tata McGraw Hill, Eighth Edition , New Delhi, 2005.

	PO 01	PO 02	PO 03	PO 04	PO 05	PO 06	PO 07	PO 08	PO 09	PO 10	PO 11	PO 12	PS O1	PS O2	PS O3
CO1	3	3	0	0	0	0	0	0	2	0	0	2	-	-	-
CO2	3	3	3	2	0	0	0	0	2	0	0	2	-	-	-
CO3	3	3	0	0	0	0	0	0	2	0	0	2	-	-	-
CO4	3	3	0	0	0	0	0	0	2	0	0	2	-	-	-
CO5	3	3	2	2	0	0	0	0	2	0	0	2	-	-	-
Avg	3	3	1	0.8	0	0	0	0	2	0	0	2	-	-	-

OMA353

ALGEBRA AND NUMBER THEORY

**L T P C
3 0 0 3**

OBJECTIVES:

- To introduce the basic notions of groups, rings, fields which will then be used to solve related problems.
- To examine the key questions in the Theory of Numbers.
- To give an integrated approach to number theory and abstract algebra, and provide a firm basis for further reading and study in the subject.

UNIT I GROUPS AND RINGS

9

Groups: Definition - Properties - Homomorphism - Isomorphism - Cyclic groups - Cosets - Lagrange's theorem.

Rings: Definition - Sub rings - Integral domain - Field - Integer modulo n - Ring homomorphism.

UNIT II FINITE FIELDS AND POLYNOMIALS 9
Rings - Polynomial rings - Irreducible polynomials over finite fields - Factorization of polynomials over finite fields.

UNIT III DIVISIBILITY THEORY AND CANONICAL DECOMPOSITIONS 9
Division algorithm- Base-b representations – Number patterns – Prime and composite numbers – GCD – Euclidean algorithm – Fundamental theorem of arithmetic – LCM.

UNIT IV DIOPHANTINE EQUATIONS AND CONGRUENCES 9
Linear Diophantine equations – Congruence's – Linear Congruence's - Applications : Divisibility tests - Modular exponentiation - Chinese remainder theorem – 2x2 linear systems.

UNIT V CLASSICAL THEOREMS AND MULTIPLICATIVE FUNCTIONS 9
Wilson's theorem – Fermat's Little theorem – Euler's theorem – Euler's Phi functions – Tau and Sigma functions.

TOTAL: 45 PERIODS

OUTCOMES :

- Explain the fundamental concepts of advanced algebra and their role in modern mathematics and applied contexts.
- Demonstrate accurate and efficient use of advanced algebraic techniques.
- The students should be able to demonstrate their mastery by solving non-trivial problems related to the concepts, and by proving simple theorems about the, statements proven by the text

TEXT BOOKS :

1. Grimaldi, R.P and Ramana, B.V., "Discrete and Combinatorial Mathematics", Pearson Education, 5th Edition, New Delhi, 2007.
2. Thomas Koshy, "Elementary Number Theory with Applications", Elsevier Publications , New Delhi , 2002.

REFERENCES:

1. San Ling and Chaoping Xing, "Coding Theory – A first Course", Cambridge Publications, Cambridge, 2004.
2. Niven.I, Zuckerman.H.S., and Montgomery, H.L., "An Introduction to Theory of Numbers", John Wiley and Sons , Singapore, 2004.
3. Lidl.R., and Pitz. G, "Applied Abstract Algebra", Springer Verlag, New Delhi, 2nd Edition , 2006.

	PO 01	PO 02	PO 03	PO 04	PO 05	PO 06	PO 07	PO 08	PO 09	PO 10	PO 11	PO 12	PS 01	PS 02	PS 03
CO1	3	1	2	-	-	-	2	1	-	1	2	2	-	-	-
CO2	3	3	1	1	3	1	2	1	1	1	2	2	-	-	-
CO3	3	3	2	1	3	1	3	1	1	1	2	3	-	-	-
CO4	3	3	2	2	3	2	2	1	1	1	2	3	-	-	-
CO5	2	2	1	-	3	1	2	1	1	1	3	3	-	-	-
Avg	2.8	2.4	1.6	0.8	2.4	1	2.2	1	0.8	1	2.2	2.6	-	-	-

COURSE OBJECTIVES:

- To test the consistency and solve system of linear equations.
- To find the basis and dimension of vector space.
- To obtain the matrix of linear transformation and its eigenvalues and eigenvectors.
- To find orthonormal basis of inner product space and find least square approximation.
- To find eigenvalues of a matrix using numerical techniques and perform matrix decomposition.

UNIT I MATRICES AND SYSTEM OF LINEAR EQUATIONS 9

Matrices - Row echelon form - Rank - System of linear equations - Consistency - Gauss elimination method - Gauss Jordan method.

UNIT II VECTOR SPACES 9

Vector spaces over Real and Complex fields - Subspace – Linear space - Linear independence and dependence - Basis and dimension.

UNIT III LINEAR TRANSFORMATION 9

Linear transformation - Rank space and null space - Rank and nullity - Dimension theorem– Matrix representation of linear transformation - Eigenvalues and eigenvectors of linear transformation – Diagonalization.

UNIT IV INNER PRODUCT SPACES 9

Inner product and norms - Properties - Orthogonal, Orthonormal vectors - Gram Schmidt orthonormalization process - Least square approximation.

UNIT V EIGEN VALUE PROBLEMS AND MATRIX DECOMPOSITION 9

Eigen value Problems : Power method, Jacobi rotation method - Singular value decomposition – QR decomposition.

TOTAL : 45 PERIODS

COURSE OUTCOMES:

After the completion of the course the student will be able to

1. Test the consistency and solve system of linear equations.
2. Find the basis and dimension of vector space.
3. Obtain the matrix of linear transformation and its eigenvalues and eigenvectors.
4. Find orthonormal basis of inner product space and find least square approximation.
5. Find eigenvalues of a matrix using numerical techniques and perform matrix decomposition.

TEXT BOOKS

1. Faires J.D. and Burden R., Numerical Methods, Brooks/Cole (Thomson Publications), New Delhi, 2002.
2. Friedberg A.H, Insel A.J. and Spence L, Linear Algebra, Pearson Education, 5th Edition, 2019.

REFERENCES

1. Bernard Kolman, David R. Hill, Introductory Linear Algebra, Pearson Educations, New Delhi, 8th Edition, 2009.
2. Gerald C.F. and Wheatley P.O, Applied Numerical Analysis, Pearson Educations, New Delhi, 7th Edition, 2007.
3. Kumaresan S, Linear Algebra - A geometric approach, Prentice Hall of India, New Delhi, Reprint, 2010.
4. Richard Branson, Matrix Operations, Schaum's outline series, 1989.

5. Strang G, Linear Algebra and its applications, Thomson (Brooks / Cole) New Delhi, 4th Edition, 2005.
6. Sundarapandian V, Numerical Linear Algebra, Prentice Hall of India, New Delhi, 2014.

	PO 01	PO 02	PO 03	PO 04	PO 05	PO 06	PO 07	PO 08	PO 09	PO 10	PO 11	PO 12	PS 01	PS 02	PS 03
CO1	3	3	3	3	2	2	2	1	1	1	1	3	-	-	-
CO2	3	3	3	3	3	2	2	1	1	1	1	3	-	-	-
CO3	3	3	3	3	3	2	2	1	1	1	1	3	-	-	-
CO4	3	3	3	3	3	2	2	1	1	1	1	3	-	-	-
CO5	3	3	3	3	3	2	2	1	1	1	1	3	-	-	-
Avg	3	3	3	3	2.8	2	2	1	1	1	1	3	-	-	-

OBT352

BASICS OF MICROBIAL TECHNOLOGY

L T P C
3 0 0 3

COURSE OBJECTIVE:

- Enable the Non-biological student's to understand about the basics of life science and their pro and cons for living organisms.

UNIT I BASICS OF MICROBES AND ITS TYPES 9

Introduction to microbes, existence of microbes, inventions of great scientist and history, types of microorganisms – Bacteria, Virus, Fungi.

UNIT II MICROBIAL TECHNIQUES 9

Sterilization – types – physical and chemical sterilization, Decontamination, Preservation methods, fermentation, Cultivation and growth of microbes, Diagnostic methods.

UNIT III PATHOGENIC MICROBES 9

Infectious Disease – Awareness, Causative agent, Prevention and control - Cholera, Dengu, Malaria, Diarrhea, Tuberculosis, Typhoid, Covid, HIV.

UNIT IV BENEFICIAL MICROBES 9

Applications of microbes – Clinical microbiology, agricultural microbiology, Food Microbiology, Environmental Microbiology, Animal Microbiology, Marine Microbiology.

UNIT V PRODUCTS FROM MICROBES 9

Fermented products – Fermented Beverages, Curd, Cheese, Mushroom, Agricultural products – Biopesticide, Biofertilizers, Vermi compost, Pharmaceutical products - Antibiotics, Vaccines

TOTAL: 45 PERIODS

COURSE OUTCOMES:

At the end of the course the students will be able to

1. Microbes and their types
2. Cultivation of microbes
3. Pathogens and control measures for safety
4. Microbes in different industry for economy.

TEXT BOOKS

1. Talaron K, Talaron A, Casita, Pelczar and Reid. Foundations in Microbiology, W.C. Brown Publishers, 1993.
2. Pelczar MJ, Chan ECS and Krein NR, Microbiology, Tata McGraw Hill Edition, New Delhi, India.
3. Prescott L.M., Harley J.P., Klein DA, Microbiology, 3rd Edition, Wm. C. Brown Publishers, 1996.

OBT353

BASICS OF BIOMOLECULES

L T P C
3 0 0 3

OBJECTIVES:

- The objective is to offer basic concepts of biochemistry to students with diverse background in life sciences including but not limited to the structure and function of various biomolecules and their metabolism.

UNIT I CARBOHYDRATES 9

Introduction to carbohydrate, classification, properties of monosaccharide, structural aspects of monosaccharides. Introduction to disaccharide (lactose, maltose, sucrose) and polysaccharide (Heparin, starch, and glycogen) biological function of carbohydrate.

UNIT II LIPID AND FATTY ACIDS 9

Introduction to lipid, occurrence, properties, classification of lipid. Importance of phospholipids, sphingolipid and glycerolipid. Biological function of lipid. Fatty acid, Introduction, Nomenclature and classification of fatty acid Essential and non essential fatty acids.

UNIT III AMINO ACIDS AND PROTEIN. 9

Introduction to amino acid, structure, classification of protein based on polarity. Introduction to protein, classification of protein based on solubility, shape, composition and Function. Peptide bond– Structure of peptide bond. Denaturation – renaturation of protein, properties of protein. Introduction to lipoprotein, glycoprotein and nucleoprotein. Biological function of protein.

UNIT IV NUCLEIC ACIDS 9

Introduction to nucleic acid, Difference between nucleotide and nucleoside, composition of DNA & RNA Structure of Nitrogen bases in DNA and RNA along with the nomenclature. DNA double helix (Watson and crick) model, types of DNA, RNA.

UNIT V VITAMINS AND HORMONES 9

Different types of vitamins, their diverse biochemical functions and deficiency related diseases. Overview of hormones. Hormone mediated signaling. Mechanism of action of steroid hormones, epinephrine, glucagons and insulin. Role of vitamins and hormones in metabolism; Hormonal disorders; Therapeutic uses of vitamins and hormones.

TOTAL: 45 PERIODS

UNIT IV CELL CYCLE**9**

Cell cycle- Cell division by mitosis and meiosis, Comparison of meiosis and mitosis, regulation of cell cycle, cell lysis, Cytokinesis, Cell signaling, Cell communication, Cell adhesion and Cell junction, cell cycle checkpoints.

UNIT V CENTRAL DOGMA**9**

Overview of Central dogma DNA replication: Meselson & Stahl experiment, bi-directional DNA replication, Okazaki fragments. Structure and function of mRNA, rRNA and tRNA. RNA synthesis: Initiation, elongation and termination of RNA synthesis Introduction to Genetic code- Steps in translation: Initiation, Elongation and termination of protein synthesis.

TOTAL: 45 PERIODS**OUTCOMES:**

- Understanding of cell at structural and functional level.
- Understand the central dogma of life and its significance.
- Comprehend the basic mechanisms of cell division.

TEXTBOOKS:

1. Cooper, G.M. and R.E. Hansman "The Cell: A Molecular Approach", 8th Edition, Oxford University Press, 2018
2. Friefelder, David. "Molecular Biology." Narosa Publications, 1999
3. Weaver, Robert F. "Molecular Biology" IInd Edition, Tata McGraw-Hill, 2003.

REFERENCES:

1. Lodish H, Berk A, Matsudaira P, Kaiser CA, Krieger M, Schot MP, Zipursky L, Darnell J. Molecular Cell Biology, 6th Edition, 2007.
2. Becker, W.M. et al., "The World of the Cell", 9th Edition, Pearson Education, 2003.
3. Campbell, N.A., J.B. Reece and E.J. Simon "Essential Biology", VIIrd Edition, Pearson International, 2007.
4. Alberts, Bruce et al., "Essential Cell Biology", 4th Edition, W.W. Norton, 2013.

**OPEN ELECTIVE IV****OHS352****PROJECT REPORT WRITING****L T P C
3 0 0 3****COURSE OBJECTIVE**

The Course will enable Learners to,

- Understand the essentials of project writing.
- Perceive the difference between general writing and technical writing
- Assimilate the fundamental features of report writing.
- Understand the essential differences that exist between general and technical writing.
- Learn the structure of a technical and project report.

UNIT I**9**

Writing Skills – Essential Grammar and Vocabulary – Passive Voice, Reported Speech, Concord, Signpost words, Cohesive Devices – Paragraph writing - Technical Writing vs. General Writing.

UNIT II **9**
 Project Report – Definition, Structure, Types of Reports, Purpose – Intended Audience – Plagiarism – Report Writing in STEM fields – Experiment – Statistical Analysis.

UNIT III **9**
 Structure of the Project Report: (Part 1) Framing a Title – Content – Acknowledgement – Funding Details -Abstract – Introduction – Aim of the Study – Background - Writing the research question - Need of the Study/Project Significance, Relevance – Determining the feasibility – Theoretical Framework.

UNIT IV **9**
 Structure of the Project Report: (Part 2) – Literature Review, Research Design, Methods of Data Collection - Tools and Procedures - Data Analysis - Interpretation - Findings – Limitations -Recommendations – Conclusion – Bibliography.

UNIT V **9**
 Proof reading a report – Avoiding Typographical Errors – Bibliography in required Format – Font – Spacing – Checking Tables and Illustrations – Presenting a Report Orally – Techniques.

TOTAL:45 PERIODS

OUTCOMES

By the end of the course, learners will be able to

- Write effective project reports.
- Use statistical tools with confidence.
- Explain the purpose and intension of the proposed project coherently and with clarity.
- Create writing texts to suit achieve the intended purpose.
- Master the art of writing winning proposals and projects.

CO-PO & PSO MAPPING

CO	PO												PSO		
	1	2	3	4	5	6	7	8	9	10	11	12	1	2	3
1	2	1	1	1	1	3	2	2	3	3	3	3	-	-	-
2	2	2	2	1	1	1	2	1	2	3	2	3	-	-	-
3	2	2	3	3	2	3	2	2	2	3	2	3	-	-	-
4	3	3	3	3	3	3	3	3	3	3	3	3	-	-	-
5	3	3	3	3	3	3	3	3	3	3	3	3	-	-	-
AVg.	2.4	2.2	2.4	2.2	2	2.6	2.4	2.2	2.6	3	2.6	3	-	-	-

- 1-low, 2-medium, 3-high, ‘-‘- no correlation
- **Note:** The average value of this course to be used for program articulation matrix.

REFERENCES:

1. Gerson and Gerson - Technical Communication: Process and Product, 7th Edition, Prentice Hall(2012)
2. Virendra K. Pamecha - Guide to Project Reports, Project Appraisals and Project Finance (2012)
3. Daniel Riordan - Technical Report Writing Today (1998)
 Darla-Jean Weatherford - Technical Writing for Engineering Professionals (2016)
 Penwell Publishers.

UNIT I ALGEBRAIC EQUATIONS AND EIGENVALUE PROBLEM 9

System of nonlinear equations : Fixed point iteration method - Newton's method; System of linear equations: Thomas algorithm for tri diagonal system - SOR iteration methods ; Eigen value problems: Given's method - Householder's method.

UNIT II INTERPOLATION 9

Central difference: Stirling and Bessel's interpolation formulae ; Piecewise spline interpolation: Piecewise linear, piecewise quadratic and cubic spline ; Least square approximation for continuous data (upto 3rd degree).

UNIT III NUMERICAL METHODS FOR ORDINARY DIFFERENTIAL EQUATIONS 9

Explicit Adams - Bashforth Techniques - Implicit Adams - Moulton Techniques, Predictor - Corrector Techniques - Finite difference methods for solving two - point linear boundary value problems - Orthogonal Collocation method.

UNIT IV FINITE DIFFERENCE METHODS FOR ELLIPTIC EQUATIONS 9

Laplace and Poisson's equations in a rectangular region : Five point finite difference schemes - Leibmann's iterative methods - Dirichlet's and Neumann conditions – Laplace equation in polar coordinates : Finite difference schemes .

UNIT V FINITE DIFFERENCE METHOD FOR TIME DEPENDENT PARTIAL DIFFERENTIAL EQUATIONS 9

Parabolic equations : Explicit and implicit finite difference methods – Weighted average approximation - Dirichlet's and Neumann conditions – First order hyperbolic equations - Method of characteristics - Different explicit and implicit methods; Wave equation : Explicit scheme – Stability of above schemes.

TOTAL : 45 PERIODS**TEXT BOOKS:**

1. Grewal, B.S., "Numerical Methods in Engineering & Science ", Khanna Publications, Delhi, 2013.
2. Gupta, S.K., "Numerical Methods for Engineers", (Third Edition), New Age Publishers, 2015.
3. Jain, M.K., Iyengar, S.R.K. and Jain, R.K., "Computational Methods for Partial Differential Equations", New Age Publishers, 1994.

REFERENCES:

1. Saumyen Guha and Rajesh Srivastava, "Numerical methods for Engineering and Science", Oxford Higher Education, New Delhi, 2010.
2. Burden, R.L., and Faires, J.D., "Numerical Analysis – Theory and Applications", 9th Edition, Cengage Learning, New Delhi, 2016.
3. Gupta S.K., "Numerical Methods for Engineers", 4th Edition, New Age Publishers, 2019.
4. Sastry, S.S., "Introductory Methods of Numerical Analysis", 5th Edition, PHI Learning, 2015.
5. Morton, K.W. and Mayers D.F., "Numerical solution of Partial Differential equations", Cambridge University press, Cambridge, 2002.

	PO 01	PO 02	PO 03	PO 04	PO 05	PO 06	PO 07	PO 08	PO 09	PO 10	PO 11	PO 12	PS O1	PS O2	PS O3
CO1	3	3	3	3	2	2	2	1	1	1	1	3	-	-	-
CO2	3	3	3	3	3	2	2	1	1	1	1	3	-	-	-
CO3	3	3	3	3	3	2	2	1	1	1	1	3	-	-	-
CO4	3	3	3	3	3	2	2	1	1	1	1	3	-	-	-
CO5	3	3	3	3	3	2	2	1	1	1	1	3	-	-	-
Avg	3	3	3	3	3	2	2	1	1	1	1	3	-	-	-

OMA356

RANDOM PROCESSES

L T P C
3 0 0 3

OBJECTIVES:

- To introduce the basic concepts of probability, one and two dimensional random variables with applications to engineering which can describe real life phenomenon.
- To understand the basic concepts of random processes which are widely used in communication networks.
- To acquaint with specialized random processes which are apt for modelling the real time scenario.
- To understand the concept of correlation and spectral densities.
- To understand the significance of linear systems with random inputs.

UNIT I RANDOM VARIABLES 9

Discrete and continuous random variables – Moments – Moment generating functions – Joint Distribution- Covariance and Correlation – Transformation of a random variable.

UNIT II RANDOM PROCESSES 9

Classification – Characterization – Cross correlation and Cross covariance functions - Stationary Random Processes – Markov process - Markov chain.

UNIT III SPECIAL RANDOM PROCESSES 9

Bernoulli Process – Gaussian Process - Poisson process – Random telegraph process.

UNIT IV CORRELATION AND SPECTRAL DENSITIES 9

Auto correlation functions – Cross correlation functions – Properties – Power spectral density – Cross spectral density – Properties.

UNIT V LINEAR SYSTEMS WITH RANDOM INPUTS 9

Linear time invariant system – System transfer function – Linear systems with random inputs – Auto correlation and cross correlation functions of input and output.

TOTAL: 45 PERIODS

OUTCOMES

Upon successful completion of the course, students should be able to:

- Understand the basic concepts of one and two dimensional random variables and apply in engineering applications.
- Apply the concept random processes in engineering disciplines.
- Understand and apply the concept of correlation and spectral densities.
- Get an exposure of various distribution functions and help in acquiring skills in handling situations involving more than one variable.
- Analyze the response of random inputs to linear time invariant systems.

TEXT BOOKS

1. Ibe, O.C., "Fundamentals of Applied Probability and Random Processes ", 1st Indian Reprint, Elsevier, 2007.
2. Peebles, P.Z., "Probability, Random Variables and Random Signal Principles ", Tata McGraw Hill, 4th Edition, New Delhi, 2002.

REFERENCES

1. Cooper. G.R., McGillem. C.D., "Probabilistic Methods of Signal and System Analysis", Oxford University Press, New Delhi, 3rd Indian Edition, 2012.
2. Hwei Hsu, "Schaum's Outline of Theory and Problems of Probability, Random Variables and Random Processes ", Tata McGraw Hill Edition, New Delhi, 2004.
3. Miller. S.L. and Childers. D.G., "Probability and Random Processes with Applications to Signal Processing and Communications ", Academic Press, 2004.
4. Stark. H. and Woods. J.W., "Probability and Random Processes with Applications to Signal Processing ", Pearson Education, Asia, 3rd Edition, 2002.
5. Yates. R.D. and Goodman. D.J., "Probability and Stochastic Processes", Wiley India Pvt. Ltd., Bangalore, 2nd Edition, 2012.

	PO 01	PO 02	PO 03	PO 04	PO 05	PO 06	PO 07	PO 08	PO 09	PO 10	PO 11	PO 12	PS O1	PS O2	PS O3
CO1	3	3	0	0	0	0	0	0	3	0	0	2	-	-	-
CO2	3	3	0	0	0	0	0	0	3	0	0	2	-	-	-
CO3	3	3	0	0	0	0	0	0	3	0	0	2	-	-	-
CO4	3	3	0	0	0	0	0	0	3	0	0	2	-	-	-
CO5	3	3	0	0	0	0	0	0	3	0	0	2	-	-	-
Avg	3	3	0	0	0	0	0	0	3	0	0	2	-	-	-

OMA357

QUEUEING AND RELIABILITY MODELLING

L T P C
3 0 0 3

OBJECTIVES:

- To provide necessary basic concepts in probability and random processes for applications such as random signals, linear systems in communication engineering.
- To understand the concept of queueing models and apply in engineering.
- To provide the required mathematical support in real life problems and develop probabilistic models which can be used in several areas of science and engineering.
- To study the system reliability and hazard function for series and parallel systems.
- To implement Markovian Techniques for availability and maintainability which opens up new avenues for research.

UNIT I RANDOM PROCESSES

9

Classification – Stationary process – Markov process - Poisson process – Discrete parameter Markov chain – Chapman Kolmogorov equations – Limiting distributions.

UNIT II MARKOVIAN QUEUEING MODELS

9

Markovian queues – Birth and death processes – Single and multiple server queueing models – Little's formula - Queues with finite waiting rooms.

UNIT III ADVANCED QUEUEING MODELS**9**

M/G/1 queue – Pollaczek Khinchin formula - M/D/1 and M/E_k/1 as special cases – Series queues – Open Jackson networks.

UNIT IV SYSTEM RELIABILITY**9**

Reliability and hazard functions- Exponential, Normal, Weibull and Gamma failure distribution – Time - dependent hazard models – Reliability of Series and Parallel Systems.

UNIT V MAINTAINABILITY AND AVAILABILITY**9**

Maintainability and Availability functions – Frequency of failures – Two Unit parallel system with repair – k out of m systems.

TOTAL: 45 PERIODS**OUTCOMES**

Upon successful completion of the course, students should be able to:

- Enable the students to apply the concept of random processes in engineering disciplines.
- Students acquire skills in analyzing various queueing models.
- Students can understand and characterize phenomenon which evolve with respect to time in a probabilistic manner.
- Students can analyze reliability of the systems for various probability distributions.
- Students can be able to formulate problems using the maintainability and availability analyses by using theoretical approach.

TEXT BOOKS

1. Shortle J.F, Gross D, Thompson J.M,Harris C.M., “Fundamentals of Queueing Theory”, John Wiley and Sons, New York,2018.
2. Balagurusamy E., “Reliability Engineering”, Tata McGraw Hill Publishing Company Ltd., New Delhi,2010.

REFERENCES

1. Medhi J, "Stochastic models of Queueing Theory", Academic Press, Elsevier, Amsterdam, 2003.
2. Taha, H.A., "Operations Research", 9th Edition, Pearson India Education Services, Delhi, 2016.
3. Trivedi, K.S., "Probability and Statistics with Reliability, Queueing and Computer Science Applications", 2nd Edition, John Wiley and Sons, 2002.
4. Govil A.K., “Reliability Engineering”, Tata-McGraw Hill Publishing Company Ltd., New Delhi,1983.
- 5.

	PO 01	PO 02	PO 03	PO 04	PO 05	PO 06	PO 07	PO 08	PO 09	PO 10	PO 11	PO 12	PS 01	PS 02	PS 03
CO1	3	3	0	0	0	0	0	0	2	0	0	2	-	-	-
CO2	3	3	2	0	0	0	0	0	2	0	0	2	-	-	-
CO3	3	3	0	2	0	0	0	0	2	0	0	2	-	-	-
CO4	3	3	2	0	0	0	0	0	2	0	0	2	-	-	-
CO5	3	3	3	2	0	0	0	0	2	0	0	2	-	-	-
Avg	3	3	1.4	0.8	0	0	0	0	2	0	0	2	-	-	-

OMG354 PRODUCTION AND OPERATIONS MANAGEMENT FOR ENTREPRENEURS

L T P C
3 0 0 3

OBJECTIVES:

- To know the basic concept and function of Production and Operation Management for entrepreneurship.
- To understand the Production process and planning.
- To understand the Production and Operations Management Control for business owners.

UNIT I INTRODUCTION TO PRODUCTION AND OPERATIONS MANGEMENT 9

Functions of Production Management - Relationship between production and other functions – Production management and operations management, Characteristics of modern production and operation management, organisation of production function, recent trends in production /operations management - production as an organisational function, decision making in production Operations research

UNIT II PRODUCTION & OPERATION SYSTEMS 9

Production Systems- principles – Models - CAD and CAM- Automation in Production - Functions and significance- Capacity and Facility Planning: Importance of capacity planning- Capacity measurement – Capacity Requirement Planning (CRP) process for manufacturing and service industry

UNIT III PRODUCTION & OPERATIONS PLANNING 9

Facility Planning – Location of facilities – Location flexibility – Facility design process and techniques – Location break even analysis-Production Process Planning: Characteristic of production process systems – Steps for production process- Production Planning Control Functions – Planning phase- Action phase- Control phase - Aggregate production planning

UNIT IV PRODUCTION & OPERATIONS MANAGEMENT PROCESS 9

Process selection with PLC phases- Process simulation tools- Work Study – Significance – Methods, evolution of normal/ standard time – Job design and rating - Value Analysis - Plant Layout: meaning – characters – Plant location techniques - Types- MRP and Layout Design - Optimisation and Theory of Constraints (TOC)– Critical Chain Project Management (CCPM)- REL (Relationship) Chart – Assembly line balancing- – Plant design optimisation - Forecasting methods.

UNIT V CONTROLLING PRODUCTION & OPERATIONS MANAGEMENT 9

Material requirement planning (MRP)- Concept- Process and control - Inventory control systems and techniques – JIT and Lean manufacturing - Network techniques - Quality Management: Preventive Vs Breakdown maintenance for Quality – Techniques for measuring quality - Control Chart (X , R , p , np and C chart) - Cost of Quality, Continuous improvement (Kaizen) - Quality awards - Supply Chain Management - Total Quality Management - 6 Sigma approach and Zero Defect Manufacturing.

TOTAL 45 : PERIODS

COURSE OUTCOMES

Upon completion of this course the learners will be able:

- CO1: To understand the basics and functions of Production and Operation Management for business owners.
- CO2: To learn about the Production & Operation Systems.
- CO3: To acquaint on the Production & Operations Planning Techniques followed by entrepreneurs in Industries.
- CO4: To known about the Production & Operations Management Processes in organisations.
- CO5: To comprehend the techniques of controlling, Production and Operations in industries.

TEXT BOOKS

1. Cech Thomas V., Principles of water resources: history, development, management and policy. John Wiley and Sons Inc., New York. 2003.
2. Mollinga P. *et al.* "Integrated Water Resources Management", Water in South Asia Volume I, Sage Publications, 2006.

REFERENCES

1. Technical Advisory Committee, Background Papers No: 1, 4 and 7, Stockholm, Sweden. 2002.
2. IWRM Guidelines at River Basin Level (UNESCO, 2008).
3. Tutorial on Basic Principles of Integrated Water Resources Management ,CAP-NET. http://www.pacificwater.org/userfiles/file/IWRM/Toolboxes/introduction%20to%20iwrM/Tutorial_text.pdf
4. Pramod R. Bhave, 2011, Water Resources Systems, Narosa Publishers.
5. The 17 Goals, United Nations, <https://sdgs.un.org/goals>.

OMG355

MULTIVARIATE DATA ANALYSIS

L T P C
3 0 0 3

OBJECTIVE:

- To know various multivariate data analysis techniques for business research.

UNIT I INTRODUCTION 9

Uni-variate, Bi-variate and Multi-variate techniques – Classification of multivariate techniques – Guidelines for multivariate analysis and interpretation.

UNIT II PREPARING FOR MULTIVARIATE ANALYSIS 9

Conceptualization of research model with variables, collection of data --Approaches for dealing with missing data – Testing the assumptions of multivariate analysis.

UNIT III MULTIPLE LINEAR REGRESSION ANALYSIS, FACTOR ANALYSIS 9

Multiple Linear Regression Analysis – Inferences from the estimated regression function – Validation of the model. -Approaches to factor analysis – interpretation of results.

UNIT IV LATENT VARIABLE TECHNIQUES 9

Confirmatory Factor Analysis, Structural equation modelling, Mediation models, Moderation models, Longitudinal studies.

UNIT V ADVANCED MULTIVARIATE TECHNIQUES 9

Multiple Discriminant Analysis, Logistic Regression, Cluster Analysis, Conjoint Analysis, multidimensional scaling.

TOTAL: 45 PERIODS

OUTCOMES:

- Demonstrate a sophisticated understanding of the concepts and methods; know the exact scopes and possible limitations of each method; and show capability of using multivariate techniques to provide constructive guidance in decision making.
- Use advanced techniques to conduct thorough and insightful analysis, and interpret the results correctly with detailed and useful information.
- Show substantial understanding of the real problems; conduct deep analysis using correct methods; and draw reasonable conclusions with sufficient explanation and elaboration.
- Write an insightful and well-organized report for a real-world case study, including thoughtful and convincing details.
- Make better business decisions by using advanced techniques in data analytics. ‘

REFERENCES :

1. Joseph F Hair, Rolph E Anderson, Ronald L. Tatham & William C. Black, Multivariate Data Analysis, Pearson Education, New Delhi, 2005.
2. Barbara G. Tabachnick, Linda S. Fidell, Using Multivariate Statistics, 6th Edition, Pearson, 2012.
3. Richard A Johnson and Dean W. Wichern, Applied Multivariate Statistical Analysis, Prentice Hall, New Delhi, 2005.
4. David R Anderson, Dennis J Seveency, and Thomas A Williams, Statistics for Business and Economics, Thompson, Singapore, 2002

OCE353

LEAN CONCEPTS, TOOLS AND PRACTICES

L T P C
3 0 0 3

OBJECTIVE:

- To impart knowledge about the basics of lean principles, tools and techniques, and implementation in the construction industry.

UNIT I INTRODUCTION 9

Introduction and overview of the construction project management - Review of Project Management & Productivity Measurement Systems - Productivity in Construction - Daily Progress Report-The state of the industry with respect to its management practices - construction project phases - The problems with current construction management techniques.

UNIT II LEAN MANAGEMENT 9

Introduction to lean management - Toyota's management principle-Evolution of lean in construction industry - Production theories in construction –Lean construction value - Value in construction - Target value design - Lean project delivery system- Forms of waste in construction industry - Waste Elimination.

UNIT III CORE CONCEPTS IN LEAN 9

Concepts in lean thinking – Principles of lean construction – Variability and its impact – Traditional construction and lean construction – Traditional project delivery - Lean construction and workflow reliability – Work structuring – Production control.

UNIT IV LEAN TOOLS AND TECHNIQUES 9

Value Stream Mapping – Work sampling – Last planner system – Flow and pull based production – Last Planner System – Look ahead schedule – constraint analysis – weekly planning meeting- Daily Huddles – Root cause analysis – Continuous improvement – Just in time.

UNIT V LEAN IMPLEMENTATION IN CONSTRUCTION INDUSTRY 9

Lean construction implementation- Enabling lean through information technology - Lean in design - Design Structure - BIM (Building Information Modelling) - IPD (Integrated Project Delivery) – Sustainability through lean construction approach.

TOTAL: 45 PERIODS

OUTCOMES:

On completion of this course, the student is expected to be able to

- CO1** Explains the contemporary management techniques and the issues in present scenario.
- CO2** Apply the basics of lean management principles and their evolution from manufacturing industry to construction industry.

- CO3** Develops a better understanding of core concepts of lean construction tools and techniques and their importance in achieving better productivity.
- CO4** Apply lean techniques to achieve sustainability in construction projects.
- CO5** Apply lean construction techniques in design and modeling.

REFERENCES:

1. Corfe, C. and Clip, B., Implementing lean in construction: Lean and the sustainability agenda, CIRIA, 2013.
2. Shang Gao and Sui Pheng Low, Lean Construction Management: The Toyota Way, Springer, 2014.
3. Dave, B., Koskela, L., Kiviniemi, A., Owen, R., and Tzortzopoulos, P., Implementing lean in construction: Lean construction and BIM, CIRIA, 2013.
4. Ballard, G., Tommelein, I., Koskela, L. and Howell, G., Lean construction tools and techniques, 2002.
5. Salem, O., Solomon, J., Genaidy, A. and Luegring, M., Site implementation and Assessment of Lean Construction Techniques, Lean Construction Journal, 2005.

OME352

ADDITIVE MANUFACTURING

L T P C
3 0 0 3

COURSE OBJECTIVES:

To introduce the development, capabilities, applications, of Additive Manufacturing (AM), and its business opportunities.

To be acquainted with vat polymerization and material extrusion processes

To be familiar with powder bed fusion and binder jetting processes.

To gain knowledge on applications of direct energy deposition, and material jetting processes.

To impart knowledge on sheet lamination and direct write technologies.

UNIT I INTRODUCTION

9

Overview - Need - Development of Additive Manufacturing (AM) Technology: Rapid Prototyping- Rapid Tooling - Rapid Manufacturing - Additive Manufacturing. AM Process Chain - ASTM/ISO 52900 Classification - Benefits - AM Unique Capabilities - AM File formats: STL, AMF Applications: Building Printing, Bio Printing, Food Printing, Electronics Printing, Automobile, Aerospace, Healthcare. Business Opportunities in AM.

UNIT II VAT POLYMERIZATION AND MATERIAL EXTRUSION

9

Photo polymerization: Stereolithography Apparatus (SLA)- Materials -Process - top down and bottom up approach - Advantages - Limitations - Applications. Digital Light Processing (DLP) - Process - Advantages - Applications.

Material Extrusion: Fused Deposition Modeling (FDM) - Process-Materials -Applications and Limitations.

UNIT III POWDER BED FUSION AND BINDER JETTING

9

Powder Bed Fusion: Selective Laser Sintering (SLS): Process - Powder Fusion Mechanism - Materials and Application. Selective Laser Melting (SLM), Electron Beam Melting (EBM): Materials - Process - Advantages and Applications.

Binder Jetting: Three-Dimensional Printing - Materials - Process - Benefits - Limitations - Applications.

UNIT IV MATERIAL JETTING AND DIRECTED ENERGY DEPOSITION

9

Material Jetting: Multijet Modeling- Materials - Process - Benefits - Applications. Directed Energy Deposition: Laser Engineered Net Shaping (LENS) - Process - Material Delivery - Materials -Benefits -Applications.

UNIT V SHEET LAMINATION AND DIRECT WRITE TECHNOLOGY**9**

Sheet Lamination: Laminated Object Manufacturing (LOM)- Basic Principle- Mechanism: Gluing or Adhesive Bonding - Thermal Bonding - Materials - Application and Limitation.
Ink-Based Direct Writing (DW): Nozzle Dispensing Processes, Inkjet Printing Processes, Aerosol DW - Applications of DW.

TOTAL: 45 PERIODS**COURSE OUTCOMES:**

At the end of this course students shall be able to:

CO1: Recognize the development of AM technology and how AM technology propagated into various businesses and developing opportunities.

CO2: Acquire knowledge on process vat polymerization and material extrusion processes and its applications.

CO3: Elaborate the process and applications of powder bed fusion and binder jetting.

CO4: Evaluate the advantages, limitations, applications of material jetting and directed energy deposition processes.

CO5: Acquire knowledge on sheet lamination and direct write technology.

TEXT BOOKS:

1. Ian Gibson, David Rosen, Brent Stucker, Mahyar Khorasani "Additive manufacturing technologies". 3rd edition Springer Cham, Switzerland. (2021). ISBN: 978-3-030-56126-0
2. Andreas Gebhardt and Jan-Steffen Hötter "Additive Manufacturing: 3D Printing for Prototyping and Manufacturing", Hanser publications, United States, 2015, ISBN: 978-1-56990-582-1.

REFERENCES:

1. Andreas Gebhardt, "Understanding Additive Manufacturing: Rapid Prototyping, Rapid Manufacturing", Hanser Gardner Publication, Cincinnati., Ohio, 2011, ISBN :9783446425521.
2. Milan Brandt, "Laser Additive Manufacturing: Materials, Design, Technologies, and Applications", Woodhead Publishing., United Kingdom, 2016, ISBN: 9780081004333.
3. Amit Bandyopadhyay and Susmita Bose, "Additive Manufacturing", 1st Edition, CRC Press., United States, 2015, ISBN-13: 978-1482223590.
4. Kamrani A.K. and Nasr E.A., "Rapid Prototyping: Theory and practice", Springer., United States ,2006, ISBN: 978-1-4614-9842-1.
5. Liou, L.W. and Liou, F.W., "Rapid Prototyping and Engineering applications: A tool box for prototype development", CRC Press., United States, 2011, ISBN: 9780849334092.

OME356**NEW PRODUCT DEVELOPMENT****LT P C
3 0 0 3****COURSE OBJECTIVES**

- 1 To introduce the fundamental concepts of the new product development
- 2 To develop material specifications, analysis and process.
- 3 To Learn the Feasibility Studies & reporting of new product development.
- 4 To study the New product qualification and Market Survey on similar products of new product development
5. To learn Reverse Engineering. Cloud points generation, converting cloud data to 3D model

UNIT – I FUNDAMENTALS OF NPD 9

Introduction – Reading of Drawing – Grid reading, Revisions, ECN (Engg. Change Note), Component material grade, Specifications, customer specific requirements – Basics of monitoring of NPD applying Gantt chart, Critical path analysis – Fundamentals of BOM (Bill of Materials), Engg. BOM & Manufacturing BOM. Basics of MIS software and their application in industries like SAP, MS Dynamics, Oracle ERP Cloud – QFD.

UNIT – II MATERIAL SPECIFICATIONS, ANALYSIS & PROCESS 9

Material specification standards – ISO, DIN, JIS, ASTM, EN, etc. – Awareness on various manufacturing process like Metal castings & Forming, Machining (Conventional, 3 Axis, 4 Axis, 5 Axis,), Fabrications, Welding process. Qualifications of parts mechanical, physical & Chemical properties and their test report preparation and submission. Fundamentals of DFMEA & PFMEA, Fundamentals of FEA, Bend Analysis, Hot Distortion, Metal and Material Flow, Fill and Solidification analysis.

UNIT – III ESSENTIALS OF NPD 9

RFQ (Request of Quotation) Processing – Feasibility Studies & reporting – CFT (Cross Function Team) discussion on new product and reporting – Concept design, Machine selection for tool making, Machining – Manufacturing Process selection, Machining Planning, cutting tool selection – Various Inspection methods – Manual measuring, CMM – GOM (Geometric Optical Measuring), Lay out marking and Cut section analysis. Tool Design and Detail drawings preparation, release of details to machine shop and CAM programming. Tool assembly and shop floor trials. Initial sample submission with PPAP documents.

UNIT – IV CRITERIONS OF NPD 9

New product qualification for Dimensions, Mechanical & Physical Properties, Internal Soundness proving through X-Ray, Radiography, Ultrasonic Testing, MPT, etc. Agreement with customer for testing frequencies. Market Survey on similar products, Risk analysis, validating samples with simulation results, Lesson Learned & Horizontal deployment in NPD.

UNIT – V REPORTING & FORWARD-THINKING OF NPD 9

Detailed study on PPAP with 18 elements reporting, APQP and its 5 Sections, APQP vs PPAP, Importance of SOP (Standard Operating Procedure) – Purpose & documents, deployment in shop floor. Prototyping & RPT - Concepts, Application and its advantages, 3D Printing – resin models, Sand cores for foundries; Reverse Engineering. Cloud points generation, converting cloud data to 3D model – Advantages & Limitation of RE, CE (Concurrent Engineering) – Basics, Application and its advantages in NPD (to reduce development lead time, time to Market, Improve productivity and product cost.)

TOTAL :45 PERIODS

OUTCOMES:

At the end of the course the students would be able to

- Discuss fundamental concepts and customer specific requirements of the New Product development
- Discuss the Material specification standards, analysis and fabrication, manufacturing process Develop Feasibility Studies & reporting of New Product development
- Analyzing the New product qualification and Market Survey on similar products of new product development
- Develop Reverse Engineering. Cloud points generation, converting cloud data to 3D model

TEXT BOOKS:

Product Development – Sten Jonsson

Product Design & Development – Karl T. Ulrich, Maria C. Young, Steven D. Eppinger

REFERENCES:

Revolutionizing Product Development – Steven C Wheelwright & Kim B. Clark
Change by Design

Toyota Product Development System – James Morgan & Jeffrey K. Liker

Winning at New Products – Robert Brands 3rd Edition

Product Design & Value Engineering – Dr. M.A. Bulsara & Dr. H.R. Thakkar

CO's- PO's & PSO's MAPPING

CO	PO												PSO		
	1	2	3	4	5	6	7	8	9	10	11	12	1	2	3
1	1	1	3	1				1	1			1	1	3	2
2	1	1	3	1				1	1			1	1	3	2
3	1	1	3	1				1	1			1	1	3	2
4	1	1	3	1				1	1			1	1	3	2
5	1	1	3	1				1	1			1	1	3	2
Low (1) ; Medium (2) ; High (3)															

OME355**INDUSTRIAL DESIGN & RAPID PROTOTYPING TECHNIQUES****L T P C****3 0 0 3****OBJECTIVES:**

The course aims to

- Outline Fundamental concepts in UI & UX
- Introduce the principles of Design and Building an mobile app
- Illustrate the use of CAD in product design
- Outline the choice and use of prototyping tools
- Understanding design of electronic circuits and fabrication of electronic devices

UNIT I UI/UX**9**

Fundamental concepts in UI & UX - Tools - Fundamentals of design principles - Psychology and Human Factors for User Interface Design - Layout and composition for Web, Mobile and Devices - Typography - Information architecture - Color theory - Design process flow, wireframes, best practices in the industry -User engagement ethics - Design alternatives

UNIT II APP DEVELOPMENT**9**

SDLC - Introduction to App Development - Types of Apps - web Development - understanding Stack - Frontend - backend - Working with Databases - Introduction to API - Introduction to Cloud services - Cloud environment Setup- Reading and writing data to cloud - Embedding ML models to Apps - Deploying application.

UNIT III INDUSTRIAL DESIGN**9**

Introduction to Industrial Design - Points, lines, and planes - Sketching and concept generation - Sketch to CAD - Introduction to CAD tools - Types of 3D modeling - Basic 3D Modeling Tools - Part creation – Assembly - Product design and rendering basics - Dimensioning & Tolerancing

UNIT IV MECHANICAL RAPID PROTOTYPING**9**

Need for prototyping - Domains in prototyping - Difference between actual manufacturing and prototyping - Rapid prototyping methods - Tools used in different domains -

Mechanical Prototyping; 3D Printing and classification - Laser Cutting and engraving - RD Works - Additive manufacturing

UNIT V ELECTRONIC RAPID PROTOTYPING

9

Basics of electronic circuit design - lumped circuits - Electronic Prototyping - Working with simulation tool - simple PCB design with EDA

TOTAL: 45 PERIODS

COURSE OUTCOMES

At the end of the course, learners will be able to:

- Create quick UI/UX prototypes for customer needs
- Develop web application to test product traction / product feature
- Develop 3D models for prototyping various product ideas
- Built prototypes using Tools and Techniques in a quick iterative methodology

TEXT BOOKS

1. Peter Fiell, Charlotte Fiell, Industrial Design A-Z, TASCHEN America Llc(2003)
2. Samar Malik, Autodesk Fusion 360 - The Master Guide.
3. Steve Krug, Don't Make Me Think, Revisited: A Common Sense Approach to Web Usability, Pearson,3rd edition(2014)

REFERENCES

1. <https://www.adobe.com/products/xd/learn/get-started.html>
2. <https://developer.android.com/guide>
3. <https://help.autodesk.com/view/fusion360/ENU/courses/>
4. https://help.prusa3d.com/en/category/prusaslicer_204

MF3010

MICRO AND PRECISION ENGINEERING

**LT P C
3 0 0 3**

COURSE OBJECTIVES:

At the end of this course the student should be able to

- Learn about the precision machine tools
- Learn about the macro and micro components.
- Understand handling and operating of the precision machine tools.
- Learn to work with miniature models of existing machine tools/robots and other instruments.
- Learn metrology for micro system

UNIT I INTRODUCTION TO MICROSYSTEMS

9

Design, and material selection, micro-actuators: hydraulic, pneumatic, electrostatic/magnetic etc. for medical to general purpose applications. Micro-sensors based on Thermal, mechanical, electrical properties; micro-sensors for measurement of pressure, flow, temperature, inertia, force, acceleration, torque, vibration, and monitoring of manufacturing systems.

UNIT II FABRICATION PROCESSES FOR MICRO-SYSTEMS

9

Additive, subtractive, forming process, microsystems-Micro-pumps, micro- turbines, micro engines, micro-robot, and miniature biomedical devices

UNIT III INTRODUCTION TO PRECISION ENGINEERING	9
Machine tools, holding and handling devices, positioning fixtures for fabrication/ assembly of microsystems. Precision drives: inch worm motors, ultrasonic motors, stick- slip mechanism and other piezo-based devices.	
UNIT IV PRECISION MACHINING PROCESSES	9
Precision machining processes for macro components - Diamond turning, fixed and free abrasive processes, finishing processes.	
UNIT V METROLOGY FOR MICRO SYSTEMS	9
Metrology for micro systems - Surface integrity and its characterization.	

TOTAL : 45 PERIODS

COURSE OUTCOMES:

Upon the completion of this course the students will be able to

- Select suitable precision machine tools and operate
- Apply the macro and micro components for fabrication of micro systems.
- Apply suitable machining process
- Able to work with miniature models of existing machine tools/robots and other instruments.
- Apply metrology for micro system

TEXT BOOKS:

1. Davim, J. Paulo, ed. Microfabrication and Precision Engineering: Research and Development. Woodhead Publishing, 2017
2. Gupta K, editor. Micro and Precision Manufacturing. Springer; 2017

REFERENCES:

1. Dornfeld, D., and Lee, D. E., Precision Manufacturing, 2008, Springer.
2. H. Nakazawa, Principles of Precision Engineering, 1994, Oxford University Press.
3. Whitehouse, D. J., Handbook of Surface Metrology, Institute of Physics Publishing, Philadelphia PA, 1994.
4. Murthy.R.L, —Precision Engineering in ManufacturingII, New Age International, New Delhi, 2005

OMF354	COST MANAGEMENT OF ENGINEERING PROJECTS	LT P C
		3 0 0 3

COURSE OBJECTIVES:

- Summarize the costing concepts and their role in decision making
- Infer the project management concepts and their various aspects in selection
- Interpret costing concepts with project execution
- Develop knowledge of costing techniques in service sector and various budgetary control techniques
- Illustrate with quantitative techniques in cost management

UNIT – I INTRODUCTION TO COSTING CONCEPTS 9

Objectives of a Costing System; Cost concepts in decision-making; Relevant cost, Differential cost, Incremental cost and Opportunity cost; Creation of a Database for operational control.'

UNIT – II INTRODUCTION TO PROJECT MANAGEMENT 9

Project: meaning, Different types, why to manage, cost overruns centres, various stages of project execution: conception to commissioning. Project execution as conglomeration of technical and nontechnical activities, Detailed Engineering activities, Pre project execution main clearances and documents, Project team: Role of each member, Importance Project site: Data required with significance, Project contracts

UNIT – III PROJECT EXECUTION AND COSTING CONCEPTS 9

Project execution Project cost control, Bar charts and Network diagram, Project commissioning: mechanical and process, Cost Behavior and Profit Planning Marginal Costing; Distinction between Marginal Costing and Absorption Costing; Break-even Analysis, Cost-Volume-Profit Analysis, Various decision-making problems, Pricing strategies: Pareto Analysis, Target costing, Life Cycle Costing

UNIT – IV COSTING OF SERVICE SECTOR AND BUDGETERY CONTROL 9

Just-in-time approach, Material Requirement Planning, Enterprise Resource Planning, Activity Based Cost Management, Bench Marking; Balanced Score Card and Value-Chain Analysis, Budgetary Control: Flexible Budgets; Performance budgets; Zero-based budgets.

UNIT – V QUANTITATIVE TECHNIQUES FOR COST MANAGEMENT 9

Linear Programming, PERT/CPM, Transportation problems, Assignment problems, Learning Curve Theory.

TOTAL: 45 PERIODS

COURSE OUTCOMES

Upon successful completion of the course, students should be able to:

CO1: Understand the costing concepts and their role in decision making.

CO2: Understand the project management concepts and their various aspects in selection.

CO3: Interpret costing concepts with project execution.

CO4: Gain knowledge of costing techniques in service sector and various budgetary control techniques.

CO5: Become familiar with quantitative techniques in cost management.

TEXT BOOKS:

1. John M. Nicholas, Herman Steyn Project Management for Engineering, Business and Technology, Taylor & Francis, 2 August 2020, ISBN: 9781000092561.
2. Albert Lester ,Project Management, Planning and Control, Elsevier/Butterworth-Heinemann, 2007, ISBN: 9780750669566, 075066956X.

REFERENCES:

1. Ashish K. Bhattacharya, Principles & Practices of Cost Accounting A. H. Wheeler publisher, 1991.
2. Charles T. Horngren and George Foster, Advanced Management Accounting, 1988.
3. Charles T. Horngren et al Cost Accounting a Managerial Emphasis, Prentice Hall of India, New Delhi, 2011.

REFERENCE BOOKS

1. Developing Battery Management Systems with Simulink and Model-Based Design- whitepaper
2. Panasonic *NCR18650B- DataSheet*
3. bq76PL536A-Q1- IC DataSheet
4. CC2662R-Q1- IC DataSheet

AU3008

SENSORS AND ACTUATORS

L T P C

3 0 0 3

COURSE OBJECTIVES:

- The objective of this course is to make the students to list common types of sensor and actuators used in automotive vehicles.

UNIT I INTRODUCTION TO MEASUREMENTS AND SENSORS 9

Sensors: Functions- Classifications- Main technical requirement and trends Units and standards-Calibration methods- Classification of errors- Error analysis- Limiting error- Probable error-Propagation of error- Odds and uncertainty- principle of transduction- Classification. Static characteristics- mathematical model of transducers- Zero, First and Second order transducers-Dynamic characteristics of first and second order transducers for standard test inputs.

UNIT II VARIABLE RESISTANCE AND INDUTANCE SENSORS 9

Principle of operation- Construction details- Characteristics and applications of resistive potentiometer- Strain gauges- Resistive thermometers- Thermistors- Piezoresistive sensors Inductive potentiometer- Variable reluctance transducers:- EI pick up and LVDT

UNIT III VARIABLE AND OTHER SPECIAL SENSORS 9

Variable air gap type, variable area type and variable permittivity type- capacitor microphone Piezoelectric, Magnetostrictive, Hall Effect, semiconductor sensor- digital transducers- Humidity Sensor. Rain sensor, climatic condition sensor, solar, light sensor, antiglare sensor.

UNIT IV AUTOMOTIVE ACTUATORS 9

Electromechanical actuators- Fluid-mechanical actuators- Electrical machines- Direct-current machines- Three-phase machines- Single-phase alternating-current Machines - Duty-type ratings for electrical machines. Working principles, construction and location of actuators viz. Solenoid, relay, stepper motor etc.

UNIT V AUTOMATIC TEMPERATURE CONTROL ACTUATORS 9

Different types of actuators used in automatic temperature control- Fixed and variable displacement temperature control- Semi Automatic- Controller design for Fixed and variable displacement type air conditioning system.

TOTAL =45 PERIODS

COURSE OUTCOMES:

At the end of the course, the student will be able to

1. List common types of sensor and actuators used in vehicles.
2. Design measuring equipment's for the measurement of pressure force, temperature and flow.
3. Generate new ideas in designing the sensors and actuators for automotive application
4. Understand the operation of thesensors, actuators and electronic control.
5. Design temperature control actuators for vehicles.

TEXT BOOKS:

1. Doebelin's Measurement Systems: 7th Edition (SIE), Ernest O. Doebelin Dhanesh N. Manik McGraw Hill Publishers, 2019.
2. Robert Brandy, "Automotive Electronics and Computer System", Prentice Hall, 2001
3. William Kimberley, "Bosch Automotive Handbook", 6th Edition, Robert Bosch GmbH, 2004.
4. Bosch Automotive Electrics and Automotive Electronics Systems and Components, Networking and Hybrid Drive, 5th Edition, 2007, ISBN No: 978-3-658-01783-5.

REFERENCES:

1. James D Halderman, "Automotive Electrical and Electronics", Prentice Hall, USA, 2013
2. Tom Denton, "Automotive Electrical and Electronics Systems," Third Edition, 2004, SAE International.
3. Patranabis.D, "Sensors and Transducers", 2nd Edition, Prentice Hall India Ltd, 2003
4. William Ribbens, "Understanding Automotive Electronics -An Engineering Perspective," 7th Edition, Elsevier Butterworth-Heinemann Publishers, 2012.

OAS353**SPACE VEHICLES**

L	T	P	C
3	0	0	3

OBJECTIVES:

- To interpret the missile space stations, space vs earth environment.
- To explain the life support systems, mission logistics and planning.
- To deploy the skills effectively in the understanding of space vehicle configuration design.
- To explain Engine system and support of space vehicle
- To interpret nose cone configuration of space vehicle

UNIT I FUNDAMENTAL ASPECTS**9**

Energy and Efficiencies of power plants for space vehicles – Typical Performance Values – Mission design – Structural design aspects during launch - role of launch environment on launch vehicle integrity.

UNIT II SELECTION OF ROCKET PROPULSION SYSTEMS**9**

Ascent flight mechanics – Launch vehicle selection process – Criteria for Selection for different missions – selection of subsystems – types of staging – Interfaces – selection and criteria for stages and their role in launch vehicle configuration design.

UNIT III ENGINE SYSTEMS, CONTROLS, AND INTEGRATION**9**

Propellant Budget – Performance of Complete or Multiple Rocket Propulsion Systems – Engine Design – Engine Controls – Engine System Calibration – System Integration and Engine Optimization.

UNIT IV THRUST VECTOR CONTROL**9**

TVC Mechanisms with a Single Nozzle – TVC with Multiple Thrust Chambers or Nozzles – Testing – Integration with Vehicle – SITVC method – other jet control methods - exhaust plume problems in space environment

UNIT V NOSE CONE CONFIGURATION**9**

Aerodynamic aspects on the selection of nose shape of a launch vehicle - design factors in the finalization of nose configuration with respect to payload - nose cone thermal protection system - separation of fairings - payload injection mechanism

TOTAL: 45 PERIODS**OUTCOMES:**

On successful completion of this course, the student will be able to

- Explain exotic space propulsion concepts, such as nuclear, solar sail, and antimatter.
- Apply knowledge in selecting the appropriate rocket propulsion systems.
- Interpret the air-breathing propulsion suitable for initial stages and fly-back boosters.
- Analyze aerodynamics aspect, including boost-phase lift and drag, hypersonic, and re-entry.
- Adapt from aircraft engineers moving into launch vehicle, spacecraft, and hypersonic vehicle design.

OIM352**MANAGEMENT SCIENCE****L T P C
3 0 0 3****COURSE OBJECTIVES:**

Of this course are

1. To introduce fundamental concepts of management and organization to students.
2. To impart knowledge to students on various aspects of marketing, quality control and marketing strategies.
3. To make students familiarize with the concepts of human resources management.
4. To acquaint students with the concepts of project management and cost analysis.
5. To make students familiarize with the concepts of planning process and business strategies.

UNIT I INTRODUCTION TO MANAGEMENT AND ORGANISATION**9**

Concepts of Management and organization- nature, importance and Functions of Management, Systems Approach to Management - Taylor's Scientific Management Theory- Fayal's Principles of Management- Maslow's theory of Hierarchy of Human Needs- Douglas McGregor's Theory X and Theory Y- Hertzberg Two Factor Theory of Motivation- Leadership Styles, Social responsibilities of Management, Designing Organisational Structures: Basic concepts related to Organisation - Departmentation and Decentralisation.

UNIT II OPERATIONS AND MARKETING MANAGEMENT**9**

Principles and Types of Plant Layout- Methods of Production (Job, batch and Mass Production), Work Study - Basic procedure involved in Method Study and Work Measurement - Business Process Reengineering (BPR)- Statistical Quality Control: control charts for Variables and Attributes (simple Problems) and Acceptance Sampling, Objectives of Inventory control, EOQ, ABC Analysis, Purchase Procedure, Stores Management and Store Records - JIT System, Supply Chain Management, Functions of Marketing, Marketing Mix, and Marketing Strategies based on Product Life Cycle.

UNIT III HUMAN RESOURCES MANAGEMENT**9**

Concepts of HRM, HRD and Personnel Management and Industrial Relations (PMIR), HRM vs PMIR, Basic functions of HR Manager: Manpower planning, Recruitment, Selection, Training and Development, Wage and Salary Administration, Promotion, Transfer, Performance Appraisal, Grievance Handling and Welfare Administration, Job Evaluation and Merit Rating - Capability Maturity Model (CMM) Levels.

UNITIV PROJECT MANAGEMENT**9**

Network Analysis, Programme Evaluation and Review Technique (PERT), Critical Path Method(CPM), identifying critical path, Probability of Completing the project within given time, Project Cost Analysis,Project Crashing (simple problems).

UNITV STRATEGIC MANAGEMENT AND CONTEMPORARY STRATEGIC ISSUES**9**

Mission, Goals, Objectives, Policy, Strategy, Programmes, Elements of Corporate Planning Process, Environmental Scanning, Value Chain Analysis, SWOT Analysis, Steps in Strategy Formulation and Implementation, Generic Strategy alternatives. Bench Marking and Balanced Score Cards Contemporary Business Strategies.

TOTAL: 45 PERIODS**COURSE OUTCOMES:**

Upon completion of the course, Students will be able to

CO1: Plan an organizational structure for a given context in the organization to carryout production operations through Work-study.

CO2: Survey the markets,customers and competition better and price the given products appropriatey

CO3: Ensure quality for a given product or service.

CO4:Plan, schedule and control projects through PERTandCPM.

CO5:Evaluate strategyforabusiness orserviceorganisation.

TEXTBOOKS:

1. KanishkaBedi, Production and Operations Management,Oxford University Press,2007.
2. Stoner,Freeman, Gilbert, Management,6th Ed, PearsonEducation,NewDelhi,2004.
3. ThomasN.Duening & John M.Ivancevich Management Principles and Guidelines, Biztantra, 2007.
4. P.VijayKumar,N.Appa Rao and Ashnab, Chnalill, CengageLearning India,2012.

REFERECES:

1. KotlerPhilip and KellerKevinLane: Marketing Management, Pearson, 2012.
2. KoontzandWeihrich: Essentials of Management, McGrawHill, 2012.
3. Lawrence RJauch,R.Guptaand William F. Glueck: Business Policy and Strategic Management Science,McGrawHill,2012.
4. SamuelC.Certo:Modern Management,2012.

CO's- PO's & PSO's MAPPING

CO's	PO's												PSO's		
	1	2	3	4	5	6	7	8	9	10	11	12	1	2	3
1	3			3	3	3		3	3	2			2	3	
2	3			2	3	3		2	3	2				2	
3	3			3	2	2		3	2	2					2
4	3			3	3	2		3	2	3					3
5	3			2	3	3		2	3	3			2	1	
AVg.	3			2.6	2.8	2.6		2.6	2.6	2.4			2	2	2.5

COURSE OBJECTIVES:

- To understand the concept of production planning and control act work study,
- To apply the concept of product planning,
- To analyze the production scheduling,
- To apply the Inventory Control concepts.
- To prepare the manufacturing requirement Planning (MRP II) and Enterprise Resource Planning (ERP).

UNIT I INTRODUCTION**9**

Objectives and benefits of planning and control-Functions of production control-Types of production- job- batch and continuous-Product development and design-Marketing aspect - Functional aspects- Operational aspect-Durability and dependability aspect aesthetic aspect. Profit consideration- Standardization, Simplification & specialization- Break even analysis-Economics of a new design.

UNITII WORK STUDY**9**

Method study, basic procedure-Selection-Recording of process - Critical analysis, Development - Implementation - Micro motion and memo motion study – work measurement - Techniques of work measurement - Time study - Production study - Work sampling - Synthesis from standard data - Predetermined motion time standards.

UNITIII PRODUCT PLANNING AND PROCESS PLANNING**9**

Product planning-Extending the original product information-Value analysis-Problems in lack of product planning-Process planning and routing-Pre requisite information needed for process planning- Steps in process planning-Quantity determination in batch production-Machine capacity, balancing- Analysis of process capabilities in a multi product system.

UNITIV PRODUCTION SCHEDULING**9**

Production Control Systems-Loading and scheduling-Master Scheduling-Scheduling rules-Gantt charts-Perpetual loading-Basic scheduling problems - Line of balance – Flow production scheduling- Batch production scheduling-Product sequencing – Production Control systems- Periodic batch control-Material requirement planning kanban – Dispatching-Progress reporting and expediting- Manufacturing lead time-Techniques for aligning completion times and due dates.

UNIT V INVENTORY CONTROL AND RECENT TRENDS IN PPC**9**

Inventory control-Purpose of holding stock-Effect of demand on inventories-Ordering procedures. Two bin system - Ordering cycle system-Determination of Economic order quantity and economic lot size- ABC analysis - Recorder procedure-Introduction to computer integrated production planning systems- elements of JUST IN TIME SYSTEMS-Fundamentals of MRP II and ERP.

TOTAL : 45 PERIODS**COURSE OUTCOMES:**

Upon completion of this course,

CO1:The students can able to prepare production planning and control act work study,

CO2:The students can able to prepare product planning,

CO3:The students can able to prepare production scheduling,

CO4:The students can able to prepare Inventory Control.

CO5:They can plan manufacturing requirements manufacturing requirement Planning (MRP II) and Enterprise Resource Planning (ERP).

TEXT BOOKS:

1. James. B. Dilworth, "Operations management – Design, Planning and Control for manufacturing and services" Mcgraw Hill International edition 1992.
2. Martand Telsang, "Industrial Engineering and Production Management", First edition, S. Chand and Company, 2000.

REFERENCES

1. Chary. S.N., "Theory and Problems in Production & Operations Management", Tata McGraw Hill, 1995.
2. Elwood S. Buffa, and Rakesh K. Sarin, "Modern Production / Operations Management", 8th Edition John Wiley and Sons, 2000
3. Jain. K.C. & Aggarwal. L.N., "Production Planning Control and Industrial Management", Khanna Publishers, 1990
4. Kanishka Bedi, "Production and Operations management", 2nd Edition, Oxford university press, 2007.
5. Melynk, Denzler, " Operations management – A value driven approach" Irwin Mcgraw hill.
6. Norman Gaither, G. Frazier, "Operations Management" 9th Edition, Thomson learning IE, 2007
7. Samson Eilon, "Elements of Production Planning and Control", Universal Book Corpn. 1984
8. Upendra Kachru, " Production and Operations Management – Text and cases" 1st Edition, Excel books 2007

CO's- PO's & PSO's MAPPING

CO's	PO's												PSO's		
	1	2	3	4	5	6	7	8	9	10	11	12	1	2	3
1	3	3			3		1						3		
2	3	2			3									2	
3		2			3									2	
4		2	2												
5	3	3	2											1	
AVg.	3	2.6	2		3		1					1	3	1.8	

OIE353

OPERATIONS MANAGEMENT**L T P C
3 0 0 3****COURSE OBJECTIVE:**

- Recognize and appreciate the concept of Production and Operations Management in creating and enhancing a firm's competitive advantages.
- Describe the concept and contribution of various constituents of Production and Operations Management (both manufacturing and service).
- Relate the interdependence of the operations function with the other key functional areas of a firm.
- Teach analytical skills and problem-solving tools to the analysis of the operations problems.
- Apply scheduling and Lean Concepts for improving System Performance.

UNIT I INTRODUCTION TO OPERATIONS MANAGEMENT**9**

Operations Management – Nature, Importance, historical development, transformation processes, differences between services and goods, a system perspective, functions, challenges, current priorities, recent trends; Operations Strategy – Strategic fit , framework; Supply Chain Management

UNIT II FORECASTING, CAPACITY AND FACILITY DESIGN 9
Demand Forecasting - Need, Types, COURSE OBJECTIVES and Steps. Overview of Qualitative and Quantitative methods. Capacity Planning - Long range, Types, Developing capacity alternatives. Overview of sales and operations planning. Overview of MRP, MRP II and ERP. Facility Location – Theories, Steps in Selection, Location Models. Facility Layout – Principles, Types, Planning tools and techniques.

UNIT III DESIGN OF PRODUCT, PROCESS AND WORK SYSTEMS 9
Product Design – Influencing factors, Approaches, Legal, Ethical and Environmental issues. Process – Planning, Selection, Strategy, Major Decisions. Work Study – COURSE OBJECTIVES, Procedure. Method Study and Motion Study. Work Measurement and Productivity – Measuring Productivity and Methods to improve productivity.

UNIT IV MATERIALS MANAGEMENT 9
Materials Management – COURSE OBJECTIVES, Planning, Budgeting and Control. Purchasing – COURSE OBJECTIVES, Functions, Policies, Vendor rating and Value Analysis. Stores Management – Nature, Layout, Classification and Coding. Inventory – COURSE OBJECTIVES, Costs and control techniques. Overview of JIT.

UNIT V SCHEDULING AND PROJECT MANAGEMENT 9
Project Management – Scheduling Techniques, PERT, CPM; Scheduling - work centers – nature, importance; Priority rules and techniques, shopfloor control; Flow shop scheduling – Johnson's Algorithm – Gantt charts; personnel scheduling in services.

TOTAL: 45 PERIODS

COURSE OUTCOMES:

- CO1:** The students will appreciate the role of Production and Operations management in enabling and enhancing a firm's competitive advantages in the dynamic business environment.
- CO2:** The students will obtain sufficient knowledge and skills to forecast demand for Production and Service Systems.
- CO3:** The students will be able to Formulate and Assess Aggregate Planning strategies and Material Requirement Plan.
- CO4:** The students will be able to develop analytical skills to calculate capacity requirements and developing capacity alternatives.
- CO5:** The students will be able to apply scheduling and Lean Concepts for improving System Performance.

TEXT BOOKS

1. Richard B. Chase, Ravi Shankar, F. Robert Jacobs, Nicholas J. Aquilano, Operations and Supply Management, Tata McGraw Hill, 12th Edition, 2010.
2. Norman Gaither and Gregory Frazier, Operations Management, South Western Cengage Learning, 2002.

REFERENCES

1. William J Stevenson, Operations Management, Tata McGraw Hill, 9th Edition, 2009.
2. Russel and Taylor, Operations Management, Wiley, Fifth Edition, 2006.
3. Kanishka Bedi, Production and Operations Management, Oxford University Press, 2004.
4. Chary S. N, Production and Operations Management, Tata McGraw Hill, Third Edition, 2008.
5. Aswathappa K and Shridhara Bhat K, Production and Operations Management, Himalaya Publishing House, Revised Second Edition, 2008.
6. Mahadevan B, Operations Management Theory and practice, Pearson Education, 2007.
7. Pannerselvam R, Production and Operations Management, Prentice Hall India, Second Edition, 2008.

CO's- PO's & PSO's MAPPING

CO's	PO's												PSO's		
	1	2	3	4	5	6	7	8	9	10	11	12	1	2	3
1	3											2			
2		3	3											3	3
3		2	3	3									2	3	
4		3	3	3									2	3	
5			3	2											
AVg.	3	2.6	3	2.6								2	2	3	3

OSF352

INDUSTRIAL HYGIENE

L T P C
3 0 0 3

COURSE OBJECTIVES:

1. Demonstrate an understanding of how occupational hygiene standards are set and used in work health and safety.
2. Compare and contrast the roles of environmental and biological monitoring in work health and safety
3. Outline strategies for identifying, assessing and controlling risks associated with airborne gases, vapours and particulates
4. Discuss how personal protective equipment can be used to reduce risks associated with workplace exposures
5. Provide high-level advice on managing and controlling noise and noise-related hazards

UNIT I INTRODUCTION AND SCOPE

9

Occupational Health and Environmental Safety Management - Principles practices. Comm on Occupational diseases: Occupational Health Management Services at the work place. Pre-employment, periodic medical examination of workers, medical surveillance for control of occupational diseases and health records.

UNIT II MONITORING FOR SAFETY, HEALTH & ENVIRONMENT

9

Occupational Health and Environment Safety Management System, ILO and EPA Standards Industrial Hygiene: Definition of Industrial Hygiene, Industrial Hygiene: Control Methods, Substitution, Changing the process, Local Exhaust Ventilation, Isolation, Wet method, Personal hygiene, housekeeping and maintenance, waste disposal, special control measures.

UNIT III OCCUPATIONAL HEALTH AND ENVIRONMENTAL SAFETY EDUCATION

9

Element of training cycle, Assessment of needs. Techniques of training, design and development of training programs. Training methods and strategies types of training. Evaluation and review of training programs. Occupational Health Hazards, Promoting Safety, Safety and Health training, Stress and Safety, Exposure Limit .

UNIT IV OCCUPATIONAL SAFETY, HEALTH AND ENVIRONMENT MANAGEMENT

9

Bureau of Indian standards on safety and health 14489 - 1998 and 15001 – 2000, OSHA, Process Safety Management (PSM) as per OSHA, PSM principles, OHSAS – 18001, EPA Standards, Performance measurements to determine effectiveness of PSM. Importance of Industrial safety, role of safety department,

UNIT V INDUSTRIAL HAZARDS**9**

Radiation: Types and effects of radiation on human body, Measurement and detection of radiation intensity. Effects of radiation on human body, Measurement – disposal of radioactive waste, Control of radiation ii. Noise and Vibration: Sources, and its control, Effects of noise on the auditory system and health, Measurement of noise , Different air pollutants in industries, Effect of different gases and particulate matter ,acid fumes ,smoke, fog on human health, Vibration: effects.

TOTAL: 45 PERIODS**COURSE OUTCOMES:**

Students able to

CO1: Explain and apply human factors engineering concepts in both evaluation of existing systems and design of new systems

CO2: Specify designs that avoid occupation related injuries

CO3: Define and apply the principles of work design, motion economy, and work environment design.

CO4: Identify the basic human sensory, cognitive, and physical capabilities and limitations with respect to human-machine system performance.

CO5: Acknowledge the impact of workplace design and environment on productivity

TEXT BOOKS:

1. R. K. Jain and Sunil S. Rao , Industrial Safety , Health and Environment Management Systems, Khanna publishers, New Delhi (2006)
2. Slote. L, Handbook of Occupational Safety and Health, John Willey and Sons, New York .

REFERENCES:

1. Jeanne MagerStellman, Encyclopedia of Occupational Health and Safety (ILO) Ms. Irma Jourdan publication
2. Frank P Lees - Loss of prevention in Process Industries, Vol. 1 and 2,
3. ButterworthHeinemann Ltd., London (1991). 2. Industrial Safety - National Safety Council of India
4. Frank P Lees – Loss of prevention in Process Industries , Vol. 1 and 2, Butterworth-Heinemann Ltd., London
5. R. K. Jain and Sunil S. Rao, Industrial Safety , Health and Environment Management Systems, Khanna publishers, New Delhi (2006).

CO's- PO's & PSO's MAPPING

CO's	PO's												PSO's		
	1	2	3	4	5	6	7	8	9	10	11	12	1	2	3
1	2		2		2	-	-	-	-	-	2	-	-	-	-
2	-		2		-	-	1	-	-	-	1	-	-	-	-
3	-		-		2	-	-	-	-	-	2	-	-	-	-
4	-		-		-	-	-	-	2	-	3	-	-	-	-
5	-		-		-	-	-	1	-	-	-	-	-	-	-
AVg.	2	-	2	-	-	-	1	1	2	-	2		-	-	-

OSF353**CHEMICAL PROCESS SAFETY****L T P C
3 0 0 3****COURSE OBJECTIVES**

- Teach the principles of safety applicable to the design, and operation of chemical process plants.
- Ensure that potential hazards are identified and mitigation measures are in place to prevent unwanted release of energy.

- Learn about the hazardous chemicals into locations that could expose employees and others to serious harm.
- Focuses on preventing incidents and accidents during large scale manufacturing of chemicals and pharmaceuticals.
- Ensure that the general design of the plant is capable of complying with the dose limits in force and with the radioactive releases.

UNIT I SAFETY IN THE STORAGE AND HANDLING OF CHEMICALS AND GASES 9

Types of storage-general considerations for storage layouts- atmospheric venting, pressure and temperature relief - relief valve sizing calculations - storage and handling of hazardous chemicals and industrial gases, safe disposal methods, reaction with other chemicals, hazards during transportation - pipe line transport - safety in chemical laboratories.

UNIT II CHEMICAL REACTION HAZARDS 9

Hazardous inorganic and organic reactions and processes, Reactivity as a process hazard, Detonations, Deflagrations, and Runaways, Assessment and Testing strategies, Self - heating hazards of solids, Explosive potential of chemicals, Structural groups and instability of chemicals, Thermochemical screening,

UNIT III SAFETY IN THE DESIGN OF CHEMICAL PROCESS PLANTS 9

Design principles -Process design development -types of designs, feasibility survey, preliminary design, Flow diagrams, piping and instrumentation diagram, batch versus continuous operation, factors in equipment scale up and design, equipment specifications - reliability and safety in designing - inherent safety - engineered safety - safety during startup and shutdown - non destructive testing methods - pressure and leak testing - emergency safety devices - scrubbers and flares- new concepts in safety design and operation- Pressure vessel testing standards- Inspection techniques for boilers and reaction vessels.

UNIT IV SAFETY IN THE OPERATION OF CHEMICAL PROCESS PLANTS 9

Properties of chemicals - Material Safety Data Sheets - the various properties and formats used - methods available for property determination. Operational activities and hazards - standards operating procedures - safe operation of pumps, compressors, heaters, column, reactors, pressure vessels, storage vessels, piping systems - effects of pressure, temperature, Flow rate and humidity on operations - corrosion and control measures- condition monitoring - control valves - safety valves - pressure reducing valves, drains, bypass valves, inert gases. Chemical splashes, eye irrigation and automatic showers.

UNIT V SAFETY AND ANALYSIS 9

Safety vs reliability- quantification of basic events, system safety quantification, Human error analysis, Accident investigation and analysis, OSHAS 18001 and OSHMS.

TOTAL: 45 PERIODS

COURSE OUTCOMES:

Students able to

- CO1** Differentiate between inherent safety and engineered safety and recognize the importance of safety in the design of chemical process plants.
- CO2** Develop thorough knowledge about safety in the operation of chemical plants.
- CO3** Apply the principles of safety in the storage and handling of gases.
- CO4** Identify the conditions that lead to reaction hazards and adopt measures to prevent them.
- CO5** Develop thorough knowledge about

TEXT BOOK

- 1 David A Crowl& Joseph F Louvar,"Chemical Process safety", Pearson publication, 3rd Edition,2014
- 2 Maurice Jones .A,"Fire Protection Systems,2nd edition, Jones & Bartlett Publishers,2015

REFERENCES:

1. Ralph King and Ron Hirst,"King's safety in the process industries", Arnold, London, 1998.
2. Industrial Environment and its Evolution and Control, NIOSH Publication, 1973.
3. National Safety Council," Accident prevention manual for industrial operations". Chicago, 1982.
4. Lewis, Richard. J., Sr,"Sax's dangerous properties of materials". (Ninth edition). Van Nostrand Reinhold, New York, 1996.
5. Roy E Sanders, "Chemical Process Safety",3rd Edition, Gulf professional publishing, 2006

CO's- PO's & PSO's MAPPING

CO's	PO's												PSO's		
	1	2	3	4	5	6	7	8	9	10	11	12	1	2	3
1	2	3	-	-	-	1	-	-	1	-	-	-	2	-	-
2	-			2	-	-	-	-	1	-		-	-	2	-
3	-	3		1	-	-	-	2	-	-	1	-	-	-	-
4	-	2	-		-	1	-	-	1	-		-	-	-	2
5	-	2	3		-	-	-	1	-	-	1	-	-	-	-
Avg.	2	2.5	3	1.5	-	1	-	1.5	1	-	1		2	2	2

OML352

ELECTRICAL, ELECTRONIC AND MAGNETIC MATERIALS

L T P C

3 0 0 3

COURSE OBJECTIVES:

The main learning objective of this course is to prepare the students for:

- Understanding the importance of various materials used in electrical, electronics and magnetic applications
- Acquiring knowledge on the properties of electrical, electronics and magnetic materials.
- Gaining knowledge on the selection of suitable materials for the given application
- Knowing the fundamental concepts in Semiconducting materials
- Getting equipped with the materials used in optical and optoelectronic applications.

UNIT I DIELECTRIC MATERIALS

9

Dielectric as Electric Field Medium, leakage currents, dielectric loss, dielectric strength, breakdown voltage, breakdown in solid dielectrics, flashover, liquid dielectrics, electric conductivity in solid, liquid and gaseous dielectrics, Ferromagnetic materials, properties of ferromagnetic materials in static fields, spontaneous, polarization, curie point, anti-ferromagnetic materials, piezoelectric materials, pyroelectric materials.

UNIT II MAGNETIC MATERIALS 9

Classification of magnetic materials, spontaneous magnetization in ferromagnetic materials, magnetic Anisotropy, Magnetostriction, diamagnetism, magnetically soft and hard materials, special purpose materials, feebly magnetic materials, Ferrites, cast and cermet permanent magnets, ageing of magnets. Factors effecting permeability and Hysteresis

UNIT III SEMICONDUCTOR MATERIALS 9

Properties of semiconductors, Silicon wafers, integration techniques, Large and very large scale Integration techniques. Concept of superconductivity; theories and examples for high temperature superconductivity; discussion on specific superconducting materials; comments on fabrication and engineering applications.

UNIT IV MATERIALS FOR ELECTRICAL APPLICATIONS 9

Materials used for Resistors, rheostats, heaters, transmission line structures, stranded conductors, bimetal fuses, soft and hard solders, electric contact materials, electric carbon materials, thermocouple materials. Solid, Liquid and Gaseous insulating materials, Effect of moisture on insulation.

UNIT V OPTICAL AND OPTOELECTRONIC MATERIALS 9

Principles of photoconductivity - effect of impurities - principles of luminescence-laser principles - He-Ne, injection lasers, LED materials - binary, ternary photoelectronic materials - LCD materials - photo detectors - applications of optoelectronic materials - optical fibres and materials - electro optic modulators - Kerr effect - Pockels effect.

TOTAL: 45 PERIODS

COURSE OUTCOMES:

After completion of this course, the students will be able to

- Understand various types of dielectric materials, their properties in various conditions.
- Evaluate magnetic materials and their behavior.
- Evaluate semiconductor materials and technologies.
- Select suitable materials for electrical engineering applications.
- Identify right material for optical and optoelectronic applications

TEXT BOOKS:

1. Pradeep Fulay, "Electronic, Magnetic and Optical materials", CRC Press, Taylor and Francis, 2nd illustrated edition, 2017.
2. "R K Rajput", "A course in Electrical Engineering Materials", Laxmi Publications, 2009.

REFERENCE BOOKS:

1. T K Basak, "A course in Electrical Engineering Materials", New Age Science Publications, 2009
2. TTTI Madras, "Electrical Engineering Materials", McGraw Hill Education, 2004.
3. Adrianus J. Dekker, "Electrical Engineering Materials", PHI Publication, 2006.
4. S. P. Seth, P. V. Gupta "A course in Electrical Engineering Materials", Dhanpat Rai & Sons, 2011.
5. C. Kittel, "Introduction to Solid State Physics", 7th Edition, John Wiley & Sons, Singapore, (2006).

	PO1	PO2	PO3	PO4	PO5	PO6	PO7	PO8	PO9	PO10	PO11	PO12	PSO1	PSO2	PSO3
C01	3	2	2	3								2	2	2	1
C02	3	1	2	2								2	2	2	1
C03	3	2	1	2								2	2	2	1
CO4	3	2	1	2								2	2	2	2
CO5	3	2	2	2								2	2	2	1
Avg	3	1.8	1.6	2.2								2	2	2	1.2

OML353

NANOMATERIALS AND APPLICATIONS

L T P C

3 0 0 3

COURSE OBJECTIVES:

The main learning objective of this course is to prepare the students for:

1. Understanding the evolution of nanomaterials in the scientific era and make them to understand different types of nanomaterials for the future engineering applications
2. Gaining knowledge on dimensionality effects on different properties of nanomaterials
3. Getting acquainted with the different processing techniques employed for fabricating nanomaterials
4. Having knowledge on the different characterisation techniques employed to characterise the nanomaterials
5. Acquiring knowledge on different applications of nanomaterials in different disciplines of engineering.

UNIT I NANOMATERIALS 9

Introduction, Classification: 0D, 1D, 2D, 3D nanomaterials and nano-composites, their mechanical, electrical, optical, magnetic properties; Nanomaterials versus bulk materials.

UNIT II THERMODYNAMICS & KINETICS OF NANOSTRUCTURED MATERIALS 9

Size and interface/interphase effects, interfacial thermodynamics, phase diagrams, diffusivity, grain growth, and thermal stability of nanomaterials.

UNIT III PROCESSING 9

Bottom-up and top-down approaches for the synthesis of nanomaterials, mechanical alloying, chemical routes, severe plastic deformation, and electrical wire explosion technique.

UNIT IV STRUCTURAL CHARACTERISTICS 9

Principles of emerging nanoscale X-ray techniques such as small angle X-ray scattering and X-ray absorption fine structure (XAFS), electron and neutron diffraction techniques and their application to nanomaterials; SPM, Nanoindentation, Grain size, phase formation, texture, stress analysis

UNIT V APPLICATIONS 9

Applications of nanoparticles, quantum dots, nanotubes, nanowires, nanocoatings; applications in electronic, electrical and medical industries

TOTAL: 45 PERIODS

COURSE OUTCOMES:

After completion of this course, the students will be able to

1. Evaluate nanomaterials and understand the different types of nanomaterials
2. Recognise the effects of dimensionality of materials on the properties
3. Process different nanomaterials and use them in engineering applications

4. Use appropriate techniques for characterising nanomaterials
5. Identify and use different nanomaterials for applications in different engineering fields.

TEXT BOOKS:

1. Bhusan, Bharat (Ed), "Springer Handbook of Nanotechnology", 2nd edition, 2007.
2. Carl C. Koch (ed.), NANOSTRUCTURED MATERIALS, Processing, Properties and Potential Applications, NOYES PUBLICATIONS, Norwich, New York, U.S.A.

REFERENCES:

1. Poole C.P, and Owens F.J., Introduction to Nanotechnology, John Wiley 2003
2. Nalwa H.S., Encyclopedia of Nanoscience and Nanotechnology, American Scientific Publishers 2004
3. Zehetbauer M.J. and Zhu Y.T., Bulk Nanostructured Materials, Wiley 2008
4. Wang Z.L., Characterization of Nanophase Materials, Wiley 2000
5. Gutkin Y., Ovid'ko I.A. and Gutkin M., Plastic Deformation in Nanocrystalline Materials, Springer 2004

	PO1	PO2	PO3	PO4	PO5	PO6	PO7	PO8	PO9	PO 10	PO 11	PO 12	PSO 1	PSO 2	PSO 3
C01	2	2	2	3								2	1	2	
C02	3	1	2	2								2	2	2	1
C03	3	2	1	2								2	2	2	
CO4	3	1		2								2	2	2	2
CO5	3	2	2	2								2	2	2	1
Avg	2.8	1.6	1.7	2.2								2	1.8	2	1.3

ORA352

CONCEPTS IN MOBILE ROBOTS

**L T P C
3 0 0 3**

COURSE OBJECTIVES

1. To introduce mobile robotic technology and its types in detail.
2. To learn the kinematics of wheeled and legged robot.
3. To familiarize the intelligence into the mobile robots using various sensors.
4. To acquaint the localization strategies and mapping technique for mobile robot.
5. To aware the collaborative mobile robotics in task planning, navigation and intelligence.

UNIT – I INTRODUCTION TO MOBILE ROBOTICS 9

Introduction – Locomotion of the Robots – Key Issues on Locomotion – Legged Mobile Robots – Configurations and Stability – Wheeled Mobile Robots – Design Space and Mobility Issues – Unmanned Aerial and Underwater Vehicles

UNIT – II KINEMATICS 9

Kinematic Models – Representation of Robot – Forward Kinematics – Wheel and Robot Constraints – Degree of Mobility and Steerability – **Manoeuvrability** – Workspace – Degrees of Freedom – Path and Trajectory Considerations – Motion Controls - Holonomic Robots

UNIT – III PERCEPTION 9
Sensor for Mobile Robots – Classification and Performance Characterization – Wheel/Motor Sensors – Heading Sensors - Ground-Based Beacons - Active Ranging - Motion/Speed Sensors – Camera - Visual Appearance based Feature Extraction.

UNIT – IV LOCALIZATION 9
Localization Based Navigation Versus Programmed Solutions - Map Representation - Continuous Representations - Decomposition Strategies - Probabilistic Map-Based Localization - Landmark-Based Navigation - Globally Unique Localization - Positioning Beacon Systems - Route-Based Localization - Autonomous Map Building - Simultaneous Localization and Mapping (SLAM).

UNIT – V PLANNING, NAVIGATION AND COLLABORATIVE ROBOTS 9
Introduction - Competences for Navigation: Planning and Reacting - Path Planning - Obstacle Avoidance - Navigation Architectures - Control Localization - Techniques for Decomposition - Case Studies – Collaborative Robots – Swarm Robots.

TOTAL: 45 PERIODS

COURSE OUTCOMES:

Upon completion of this course, the students will be able to:

CO1: Evaluate the appropriate mobile robots for the desired application.

CO2: Create the kinematics for given wheeled and legged robot.

CO3: Analyse the sensors for the intelligence of mobile robotics.

CO4: Create the localization strategies and mapping technique for mobile robot.

CO5: Create the collaborative mobile robotics for planning, navigation and intelligence for desired applications.

TEXTBOOK

1. Roland Siegwart and IllahR.Nourbakish, “Introduction to Autonomous Mobile Robots” MIT Press, Cambridge, 2004.

REFERENCES:

1. Dragomir N. Nenchev, Atsushi Konno, TeppeiTsujiita, “Humanoid Robots: Modelling and Control”, Butterworth-Heinemann, 2018
2. MohantaJagadish Chandra, “Introduction to Mobile Robots Navigation”, LAP Lambert Academic Publishing, 2015.
3. Peter Corke, “Robotics, Vision and Control”, Springer, 2017.
4. Ulrich Nehmzow, “Mobile Robotics: A Practical Introduction”, Springer, 2003.
5. Xiao Qi Chen, Y.Q. Chen and J.G. Chase, “Mobile Robots - State of the Art in Land, Sea, Air, and Collaborative Missions”, Intec Press, 2009.
6. Alonzo Kelly, Mobile Robotics: Mathematics, Models, and Methods, Cambridge University Press, 2013, ISBN: 978-1107031159.

MV3501

MARINE PROPULSION

**L T P C
3 0 0 3**

COOURSE OBJECTIVES:

1. To impart knowledge on basics of propulsion system and ship dynamic movements
2. To educate them on basic layout and propulsion equipment's
3. To impart basic knowledge on performance of the ship
4. To impart basic knowledge on Ship propeller and its types
5. To impart knowledge on ship rudder and its types

UNIT I BASICS SHIP PROPULSION SYSTEM AND EQUIPMENTS 9

law of floatation - Basics principle of propulsion- Earlier methods of propulsion- ship propulsion machinery- boiler, Marine steam engine, diesel engine, ship power transmission system, ship dynamic structure, Marine propulsion equipment - shaft tunnel, Intermediate shaft and bearing, stern tube, stern tube sealing etc. degree of freedom, Modern propelling methods- water jet propulsion , screw propulsion.

UNIT II SHIPS MOVEMENTS AND SHIP STABILIZATION 9

Thrust augmented devices, Ship hull, modern ship propulsion design, bow thruster – Advantages, various methods to stabilize the ship- passive and active stabilizer, fin stabilizer, bilge keel - stabilizing and securing ship in port- effect of tides on ship – effect of river water and sea water sailing vessel, Load line and load line of marking- draught markings.

UNIT III SHIPS SPEED AND ITS PERFORMANCE 9

Ship propulsion factors, factors affecting ships speed, various velocities of ship, hull drag, effects of fouling on ships hull, ship wake, relation between powers, Fuel consumption of ship, cavitations - effects of cavitation's, ship turning radius.

UNIT IV BASICS OF PROPELLER 9

Propeller dimension, Propeller and its types – fixed propeller, control pitch propeller, kort nozzle, ducted propeller, voith schneider, Parts of propeller, 3 blade - 5 blade - 6 blade propellers and its advantages, propeller boss hub, crown nut, propeller skew, pitch of propeller - Thrust creation by propeller. Propeller Material – Propeller balancing- static and dynamic.

UNIT V BASICS OF RUDDER 9

Rudder dimension, Area of rudder and its design, Rudder arrangements, Rudder fittings- Rudder pintle - Rudder types- Balanced rudder, semi balanced rudder, Spade rudder, merits and demerits of various types of rudders, Propeller and rudder interaction, Rudder stopper, movement of rudders, Basic construction of Rudder

TOTAL: 45 PERIODS

COURSE OUTCOMES:

Upon successful completion of the course, students should be able to:

CO1: Explain the basics of propulsion system and ship dynamic movements

CO2: Familiarize with various components assisting ship stabilization.

CO3: Demonstrate the performance of the ship.

CO4: Classify the Propeller and its types, Materials etc.

CO5: Categories the Rudder and its types, design criteria of rudder.

TEXT BOOKS:

1. GP. Ghose, “Basic Ship propulsion”,2015
2. E.A. Stokoe “Reeds Ship construction for marine engineers”, Vol. 5,2010
3. E.A. Stokoe, “Reeds Naval architecture for the marine engineers”,4th Edition,2009

REFERENCES BOOKS:

1. DJ Eyers and GJ Bruse, “Ship Construction”, 7th Edition, 2006.
2. KJ Rawson and EC Tupper, “Basic Ship theory I” Vol. 1,5th Edition,2001.

MAPPING OF COS AND POS:

CO	PO												PSO			
	PO 1	P O2	P O3	P O4	P O5	P O6	P O7	P O8	P O9	PO 10	PO 11	PO 12	PS O1	PS O2	PS O3	PS O4
1	1	1	1	1	1						1	1		1		1
2	1	1	1											1		1
3	1			1	1				1	1	1		1	1		1
4	1		1	1										1		1
5	1		1	1										1		1
Avg	5/5 =1	2/2 =1	4/4 =1	4/4 =1	2/2 =1				1/1 =1	1/1 =1	2/2 =1	1/1 =1	1/1 =1	5/5 =1		5/5 =1

OMV351

MARINE MERCHANT VESSELS

**LT P C
3 0 0 3**

OBJECTIVES:

At the end of the course, students are expected to acquire

1. Knowledge on basics of Hydrostatics
2. Familiarization on types of merchant ships
3. Knowledge on Shipbuilding Materials
4. Knowledge on marine propeller and rudder
5. Awareness on governing bodies in shipping industry

UNIT I INTRODUCTION to HYDROSTATICS 9

Archimedes Principle- Laws of floatation– Meta centre – stability of floating and submerged bodies- Density, relative density - Displacement –Pressure –centre of pressure.

UNIT II TYPES OF SHIP 10

General cargo ship - Refrigerated cargo ships - Container ships - Roll-on Roll-off ships – Oil tankers- Bulk carriers - Liquefied Natural Gas carriers - Liquefied Petroleum Gas carriers - Chemical tankers - Passenger ships

UNIT III SHIPBUILDING MATERIALS 9

Types of Steels used in Shipbuilding - High tensile steels, Corrosion resistant steels, Steel sandwich panels, Steel castings, Steel forgings - Other shipbuilding materials, Aluminium alloys, Aluminium alloy sandwich panels, Fire protection especially for Aluminium Alloys, Fiber Reinforced Composites

UNIT IV MARINE PROPELLER AND RUDDER 8

Types of rudder, construction of Rudder-Types of Propeller, Propeller material-Cavitations and its effects on propeller

UNIT V GOVERNING BODIES FOR SHIPPING INDUSTRY 9

Role of IMO (International Maritime Organization), SOLAS (International Convention for the Safety of Life at Sea), MARPOL (International Convention for the Prevention of Pollution from Ships) , MLC (Maritime Labour Convention), STCW 2010 (International Convention on Standards of Training, Certification and Watch keeping for Seafarers), Classification societies Administration authorities

TOTAL: 45 PERIODS

OUTCOMES:

Upon completion of this course, students would

1. Acquire Knowledge on floatation of ships
2. Acquire Knowledge on features of various ships
3. Acquire Knowledge of Shipbuilding Materials
4. Acquire Knowledge to identify the different types of marine propeller and rudder
5. Understand the Roles and responsibilities of governing bodies

TEXT BOOKS:

1. D.J.Eyres, "Ship Constructions", Seventh Edition, Butter Worth Heinemann Publishing, USA,2015
2. Dr.DA Taylor, "Merchant Ship Naval Architecture" I. Mar EST publications, 2006
3. EA Stokoe, E.A, "Naval Architecture for Marine Engineers", Vol.4, Reeds Publications,2000

REFERENCES:

1. Kemp & Young "Ship Construction Sketches & Notes", Butter Worth Heinemann Publishing, USA, 2011
2. MARPOL Consolidated Edition , Bhandakar Publications, 2018
3. SOLAS Consolidated Edition , Bhandakar Publications, 2016

OMV352

ELEMENTS OF MARINE ENGINEERING

L T P C

3 0 0 3

OBJECTIVES:

At the end of the course, students are expected to

1. Understand the role of Marine machinery systems
2. Be familiar with Marine propulsion machinery system
3. Acquaint with Marine Auxiliary machinery system
4. Have acquired basics of Marine Auxiliary boiler system
5. Be aware of ship propellers and steering system

UNIT I ELEMENTARY KNOWLEDGE ON MARINE MACHINERY SYSTEMS 9

Marine Engineering Terminologies, Parts of Ship, Introduction to Machinery systems on board ships – Propulsion Machinery system, Electricity Generator system, Steering gear system, Air compressors & Air reservoirs, Fuel oil and Lubricating Oil Purifiers, Marine Boiler systems

UNIT II MARINE PROPULSION MACHINERY SYSTEM 9

Two stroke Large Marine slow speed Diesel Engine – General Construction, Basic knowledge of Air starting and reversing mechanism, Cylinder lubrication oil system, Main lubricating oil system and cooling water system

UNIT III MARINE AUXILIARY MACHINERY SYSTEM 9

Four stroke medium speed Diesel engine – General Construction, Inline, V-type arrangement of engine, Difference between slow speed and medium speed engines – advantages, limitations and applications

UNIT IV MARINE BOILER SYSTEM 9

Types of Boiler – Difference between Water tube boiler and Fire tube boiler, Need for boiler on board ships, Uses of steam, Advantages of using steam as working medium, Boiler mountings and accessories – importance of mountings, need for accessories

UNIT V SHIP PROPELLERS AND STEERING MECHANISM 9

Importance of Propellor and Steering gear, Types of propellers - Fixed pitch propellers, Controllable pitch propellers, Water jet propellers, Steering gear systems - 2-Ram and 4 Ram steering gear, Electric steering gear

TOTAL: 45 PERIODS

OUTCOMES:

At the end of the course, students should able to,

1. Distinguish the role of various marine machinery systems
2. Relate the components of marine propulsion machinery system
3. Explain the importance of marine auxiliary machinery system
4. Acquire knowledge of marine boiler system
5. Understand the importance of ship propellers and steering system

TEXT BOOKS:

1. Taylor, "Introduction to Marine engineering", Revised Second Edition, Butterworth Heinemann, London, 2011
2. J.K.Dhar, "Basic Marine Engineering", Tenth Edition, G-Maritime Publications, Mumbai, 2011
3. K.Ramaraj, "Text book on Marine Engineering", Eswar Press, Chennai, 2018

REFERENCES:

1. Alan L.Rowen, "Introduction to Practical Marine Engineering, Volume 1&2, The Institute of Marine Engineers (India), Mumbai, 2006
2. A.S.Tambwekar, "Naval Architecture and Ship Construction", The Institute of Marine Engineers (India), Mumbai, 2015

**OGI352 GEOGRAPHICAL INFORMATION SYSTEM LT P C
3 0 0 3**

OBJECTIVES:

- To impart the knowledge on basic components, data preparation and implementation of Geographical Information System.

UNIT I FUNDAMENTALS OF GIS 9

Introduction to GIS - Basic spatial concepts - Coordinate Systems - GIS and Information Systems – Definitions – History of GIS - Components of a GIS – Hardware, Software, Data, People, Methods – Proprietary and open source Software - Types of data – Spatial, Attribute data- types of attributes – scales/ levels of measurements.

UNIT II SPATIAL DATA MODELS 9

Database Structures – Relational, Object Oriented – Entities – ER diagram - data models - conceptual, logical and physical models - spatial data models – Raster Data Structures – Raster Data Compression - Vector Data Structures - Raster vs Vector Models- TIN and GRID data models.

UNIT III DATA INPUT AND TOPOLOGY 9

Scanner - Raster Data Input – Raster Data File Formats – Georeferencing – Vector Data Input –Digitizer – Datum Projection and reprojection -Coordinate Transformation – Topology - Adjacency, connectivity and containment – Topological Consistency – Non topological file formats - Attribute Data linking – Linking External Databases – GPS Data Integration

UNIT IV DATA QUALITY AND STANDARDS 9

Data quality - Basic aspects - completeness, logical consistency, positional accuracy, temporal accuracy, thematic accuracy and lineage – Metadata – GIS Standards – Interoperability - OGC - Spatial Data Infrastructure

UNIT V DATA MANAGEMENT AND OUTPUT 9

Import/Export – Data Management functions- Raster to Vector and Vector to Raster Conversion - Data Output - Map Compilation – Chart/Graphs – Multimedia – Enterprise Vs. Desktop GIS- distributed GIS.

TOTAL:45 PERIODS**COURSE OUTCOMES:**

•On completion of the course, the student is expected to

CO1 Have basic idea about the fundamentals of GIS.

CO2 Understand the types of data models.

CO3 Get knowledge about data input and topology

CO4 Gain knowledge on data quality and standards

CO5 Understand data management functions and data output

TEXTBOOKS:

1. Kang - Tsung Chang, Introduction to Geographic Information Systems, McGraw Hill Publishing, 2nd Edition, 2011.
2. Ian Heywood, Sarah Cornelius, Steve Carver, Srinivasa Raju, "An Introduction Geographical Information Systems, Pearson Education, 2nd Edition,2007.

REFERENCES:

1. Lo. C. P., Albert K.W. Yeung, Concepts and Techniques of Geographic Information Systems, Prentice-Hall India Publishers, 2006

CO's- PO's & PSO's MAPPING

PO	Graduate Attribute	Course Outcome					Average
		CO1	CO2	CO3	CO4	CO5	
PO1	Engineering Knowledge	3	3	3	3	3	3
PO2	Problem Analysis				3	3	3
PO3	Design/Development of Solutions			3	3	3	3
PO4	Conduct Investigations of Complex Problems			3	3	3	3
PO5	Modern Tool Usage		3		3	3	3
PO6	The Engineer and Society						
PO 7	Environment and Sustainability						
PO 8	Ethics						
PO 9	Individual and Team Work						
PO 10	Communication						
PO 11	Project Management and Finance						
PO 12	Life-long Learning						
PSO 1	Knowledge of Geoinformatics discipline	3	3	3	3	3	3

PSO 2	Critical analysis of Geoinformatics Engineering problems and innovations	3	3	3	3	3	3
PSO 3	Conceptualization and evaluation of Design solutions	3	3	3	3	3	3

OAI352 AGRICULTURE ENTREPRENEURSHIP DEVELOPMENT L T P C
3 0 0 3

OBJECTIVES

- To introduce the importance of Agri-business management, its characteristics and principles
- To impart knowledge on the functional areas of Agri-business like Marketing management, Product pricing methods and Market potential assessment.

UNIT I ENTREPRENEURIAL ENVIRONMENT IN INDIAN CONTEXT 9

Entrepreneur Development(ED): Concept of entrepreneur and entrepreneurship assessing overall business environment in Indian economy- Entrepreneurial and managerial characteristics- Entrepreneurship development programmers (EDP)-Generation incubation and commercialization of ideas and innovations- Motivation and entrepreneurship development- Globalization and the emerging business entrepreneurial environment.

UNIT II AGRIPRNEURSHIP IN GLOBAL ARENA: LEGAL PERSPECTIVE 9

Importance of agribusiness in Indian economy - International trade-WTO agreements-Provisions related to agreements in agricultural and food commodities - Agreements on Agriculture (AOA)- Domestic supply, market access, export subsidies agreements on sanitary and phyto-sanitary (SPS) measures, Trade related intellectual property rights (TRIPS).

UNIT III ENTREPRENEURSHIP MANAGEMENT: FINANCIAL PERSPECTIVE 9

Entrepreneurship - Essence of managerial Knowledge -Management functions- Planning-organizing-Directing-Motivation-ordering-leading-supervision- communication and control-Understanding Financial Aspects of Business - Importance of financial statements-liquidity ratios-leverage ratios, coverage ratios-turnover ratios-Profitability ratios. Agro-based industries-Project-Project cycle-Project appraisal and evaluation techniques-undiscounted measures-Payback period-proceeds per rupee of outlay, Discounted measures-Net Present Value (NPV)-Benefit-Cost Ratio(BCR)-Internal Rate of Return(IRR)-Net benefit investment ratio(N/K ratio)-sensitivity analysis.

UNIT IV ENTREPRENEURIAL OPPORTUNITIES: ECONOMIC GROWTH PERSPECTIVE 9

Managing an enterprise: Importance of planning, budgeting, monitoring evaluation and follow-up managing competition. Role of ED in economic development of a country- Overview of Indian social, political system and their implications for decision making by individual entrepreneurs- Economic system and its implication for decision making by individual entrepreneurs.

UNITV ENTREPRENEURIAL PROMOTION MEASURES AND GOVERNMENT SUPPORT

9

Social responsibility of business. Morals and ethics in enterprise management- SWOT analysis- Government schemes and incentives for promotions of entrepreneurship. Government policy on small and medium enterprises (SMEs)/SSIs/MSME sectors- Venture capital (VC), contract framing (CF) and Joint Venture (JV), public-private partnerships (PPP) - overview of agricultural engineering industry, characteristics of Indian farm machinery industry.

TOTAL: 45 PERIODS

COURSE OUTCOMES

1. Judge about agricultural finance, banking and cooperation
2. Evaluate basic concepts, principles and functions of financial management
3. Improve the skills on basic banking and insurance schemes available to customers
4. Analyze various financial data for efficient farm management
5. Identify the financial institutions

TEXT BOOKS

1. Joseph L. Massie, 1995, "Essentials of Management", prentice Hall of India Pvt limited, New Delhi
2. Khanka S, 1999, Entrepreneurial Development, S, Chand and Co, New Delhi
3. Mohanty S K, 2007, Fundamentals of Entrepreneurship, Prentice Hall India, New Delhi.

REFERENCES

1. Harih S B, Conner U J and Schwab G D, 1981, Management of the Farm Business, Prentice Hall Inc, New Jersey
2. Omri Ralins, N.1980, Introduction to Agricultural: Prentice Hall Inc, New Jersey
3. Gittenger Price, 1989, Economic Analysis of Agricultural project, John Hopkins University, Press, London.
4. Thomas W Zimmer and Norman M Scarborough, 1996, Entrepreneurship, Prentice Hall, New Jersey.
5. Mar J Dollinger, 1999, Entrepreneurship strategies and resources, Prentice –Hall, Upper Saddal Rover, New Jersey.

CO's- PO's & PSO's MAPPING

PO/PSO		CO1	CO2	CO3	CO4	CO5	Overall correlation of COs with POs
PO1	Engineering Knowledge	1	2	1	1	1	2
PO2	Problem Analysis	2	1	1	1	2	1
PO3	Design/ Development of Solutions	1	1	1	2	1	2
PO4	Conduct Investigations of Complex Problems	1	1	2	1	1	1
PO5	Modern Tool Usage	2	1	1	1	1	2
PO6	The Engineer and Society	1	2	1	2	1	1
PO7	Environment and sustainability	1	1	2	1	1	1
PO8	Ethics	1	2	1	1	1	1
PO9	Individual and team work:	1	1	1	2	1	1
PO10	Communication	1	1	1	1	2	1
PO11	Project management and finance	1	1	2	1	1	1
PO12	Life-long learning:	1	2	1	1	1	2

PSO1	To make expertise in design and engineering problem solving approach in agriculture with proper knowledge and skill	1	2	1	1	1	1
PSO2	To enhance students ability to formulate solutions to real-world problems pertaining to sustained agricultural productivity using modern technologies.	1	1	2	1	1	1
PSO3	To inculcate entrepreneurial skills through strong Industry-Institution linkage.	1	2	1	1	2	1

OEN352

BIODIVERSITY CONSERVATION

L T P C
3 0 0 3

OBJECTIVE:

The identification of different aspects of biological diversity and conservation techniques.

UNIT I INTRODUCTION 9

Concept of Species, Variation; Introduction to Major Plant Groups; Evolutionary relationships between Plant Groups; Nomenclature and History of plant taxonomy; Systems of Classification and their Application; Study of Plant Groups; Study of Identification Characters; Study of important families of Angiosperms; Plant Diversity Application.

UNIT II INTRODUCTION TO ANIMAL DIVERSITY AND TAXONOMY 9

Principles and Rules of Taxonomy; ICZN Rules, Animal Study Techniques; Concepts of Taxon, Categories, Holotype, Paratype, Topotype etc; Classification of Animal kingdom, Invertebrates, Vertebrates, Evolutionary relationships between Animal Groups.

UNIT III MICROBIAL DIVERSITY 9

Microbes and Earth History, Magnitude, Occurrence and Distribution. Concept of Species, Criteria for Classification, Outline Classification of Microorganisms (Bacteria, Viruses and Protozoa); Criteria for Classification and Identification of Fungi; Chemical and Biochemical Methods of Microbial Diversity Analysis

UNIT IV MEGA DIVERSITY 9

Biodiversity Hot-spots, Floristic and Faunal Regions in India and World; IUCN Red List; Factors affecting Diversity, Impact of Exotic Species and Human Disturbance on Diversity, Dispersal, Diversity-Stability Relationship; Socio- economic Issues of Biodiversity; Sustainable Utilization of Bioresources; National Movements and International Convention/Treaties on Biodiversity.

UNIT V CONSERVATIONS OF BIODIVERSITY 9

In-Situ Conservation- National parks, Wildlife sanctuaries, Biosphere reserves; Ex-situ conservation- Gene bank, Cryopreservation, Tissue culture bank; Long term captive breeding, Botanical gardens, Animal Translocation, Zoological Gardens; Concept of Keystone Species, Endangered Species, Threatened Species, Rare Species, Extinct Species

TOTAL: 45 PERIODS

TEXT BOOKS:

1. A textbook of Botany: Angiosperms- Taxonomy, Anatomy, Economic Botany & Embryology. S. Chand, Limited, Pandey, B. P. January 2001
2. Principles of Systematic Zoology, Mcgraw-Hill College, Ashlock, P.D., Latest Edition.
3. Microbiology, MacGraw Hill Companies Inc, Prescott, L.M., Harley, J.P., and Klein D.A. (2022).
4. Microbiology, Pearson Publisher, Gerard J. Tortora, Berdell R. Funke, Christine L. Case, 13th Edition 2019.

REFERENCES:

1. Ecological Census Technique: A Handbook, Cambridge University Press, Sutherland, W.
2. Encyclopedia of Biodiversity, Academic Press, Simonson Asher Levin.

OUTCOMES:

Upon successful completion of this course, students will:

CO1: An insight into the structure and function of diversity for ecosystem stability.

CO2: Understand the concept of animal diversity and taxonomy

CO3: Understand socio-economic issues pertaining to biodiversity

CO4: An understanding of biodiversity in community resource management.

CO5: Student can apply fundamental knowledge of biodiversity conservation to solve problems associated with infrastructure development.

CO's- PO's & PSO's MAPPING

CO's	PO's												PSO's		
	1	2	3	4	5	6	7	8	9	10	11	12	1	2	3
1		2						2		2			2	2	
2		2		2	2	2							3	2	
3				2		2							3	2	3
4	3	2			2			2	2	2	2		3	2	3
5		2	3	2			1					1		2	
Avg.	3	2	3	2	2	2	1	2	2	2	2	1	3	2	3

1-low, 2-medium, 3-high, '-'- no correlation

Note: The average value of this course to be used for program articulation matrix.

OEE353

INTRODUCTION TO CONTROL SYSTEMS

L T P C
3 0 0 3

OBJECTIVES

- To impart knowledge on various representations of systems.
- To familiarize time response analysis of LTI systems and steady state error.
- To analyze the frequency responses and stability of the systems
- To analyze the stability of linear systems in frequency domain and time domain
- To develop linear models mainly state variable model and transfer function model

UNIT I MATHEMATICAL MODELS OF PHYSICAL SYSTEMS

9

Definition & classification of system – terminology & structure of feedback control theory – Analogous systems - Physical system representation by Differential equations – Block diagram reduction–Signal flow graphs.

UNIT II TIME RESPONSE ANALYSIS & ROOT LOCUS TECHNIQUE

9

Standard test signals – Steady state error & error constants – Time Response of I and II order system–Root locus–Rules for sketching root loci.

UNIT III FREQUENCY RESPONSE ANALYSIS 9

Correlation between Time & Frequency response – Polar plots – Bode Plots – Determination of Transfer Function from Bode plot.

UNIT IV STABILITY CONCEPTS & ANALYSIS 9

Concept of stability – Necessary condition – RH criterion – Relative stability – Nyquist stability criterion – Stability from Bode plot – Relative stability from Nyquist & Bode – Closed loop frequency response.

UNIT V STATE VARIABLE ANALYSIS 9

Concept of state – State Variable & State Model – State models for linear & continuous time systems–Solution of state & output equation–controllability & observability.

TOTAL: 45 PERIODS**OUTCOMES:**

Ability to

CO1: Design the basic mathematical model of physical System.

CO2: Analyze the time response analysis and techniques.

CO3: Analyze the transfer function from different plots.

CO4: Apply the stability concept in various criterion.

CO5: Assess the state models for linear and continuous Systems.

TEXTBOOKS:

1. Farid Golnarghi , Benjamin C. Kuo, Automatic Control Systems Paper back McGraw Hill Education, 2018.
2. Katsuhiko Ogata, 'Modern Control Engineering', Pearson, 5th Edition 2015.
3. J. Nagrath and M. Gopal, Control Systems Engineering (Multi Colour Edition), New Age International, 2018.

REFERENCES:

1. Richard C. Dorf and Robert H. Bishop, Modern Control Systems, Pearson Education, 2010.
2. "Control System Dynamics" by Robert Clark, Cambridge University Press, 1996 USA.
3. John J. D'Azzo, Constantine H. Houpis and Stuart N. Sheldon, Linear Control System Analysis and Design, 5th Edition, CRC PRESS, 2003.
4. S. Palani, Control System Engineering, McGraw-Hill Education Private Limited, 2009.
5. Yaduvir Singh and S. Janardhanan, Modern Control, Cengage Learning, First Impression 2010.

	PO 1	PO 2	PO\ 3	PO\ 4	PO\ 5	PO\ 6	PO\ 7	PO\ 8	PO\ 9	PO 10	PO 11	PO 12	PSO1	PSO2	PSO3
CO1	3	3	3	2	2							2	3	3	3
CO2	3	3	2	3	1								3	3	3
CO3	3	3	3	2	2								3	3	3
CO4	3	3	3	2	2							2	3	3	3
CO5	3	3	3	1	1							1	3	3	3
													3	3	3

OEI354

INTRODUCTION TO INDUSTRIAL AUTOMATION SYSTEMS

**L T P C
3 0 0 3**

COURSE OBJECTIVES:

1. To educate on design of signal conditioning circuits for various applications.
2. To Introduce signal transmission techniques and their design.
3. Study of components used in data acquisition systems interface techniques
4. To educate on the components used in distributed control systems
5. To introduce the communication buses used in automation industries.

UNIT I INTRODUCTION 9

Automation overview, Requirement of automation systems, Architecture of Industrial Automation system, Introduction of PLC and supervisory control and data acquisition (SCADA). Industrial bus systems : Modbus & Profibus

UNIT II AUTOMATION COMPONENTS 9

Sensors for temperature, pressure, force, displacement, speed, flow, level, humidity and pH measurement. Actuators, process control valves, power electronics devices DIAC, TRIAC, power MOSFET and IGBT. Introduction of DC and AC servo drives for motion control.

UNIT III COMPUTER AIDED MEASUREMENT AND CONTROL SYSTEMS 9

Role of computers in measurement and control, Elements of computer aided measurement and control, man-machine interface, computer aided process control hardware, process related interfaces, Communication and networking, Industrial communication systems, Data transfer techniques, Computer aided process control software, Computer based data acquisition system, Internet of things (IoT) for plant automation.

UNIT IV PROGRAMMABLE LOGIC CONTROLLERS 9

Programmable controllers, Programmable logic controllers, Analog digital input and output modules, PLC programming, Ladder diagram, Sequential flow chart, PLC Communication and networking, PLC selection, PLC Installation, Advantage of using PLC for Industrial automation, Application of PLC to process control industries.

UNIT V DISTRIBUTED CONTROL SYSTEM 9

Overview of DCS, DCS software configuration, DCS communication, DCS Supervisory Computer Tasks, DCS integration with PLC and Computers, Features of DCS, Advantages of DCS.

TOTAL:45 PERIODS

SKILL DEVELOPMENT ACTIVITIES (Group Seminar/Mini Project/Assignment/Content Preparation / Quiz/ Surprise Test / Solving GATE questions/ etc)

5

1. Market survey of the recent PLCs and comparison of their features.
2. Summarize the PLC standards
3. Familiarization of any one programming language (Ladder diagram/ Sequential Function Chart/ Function Block Diagram/ Equivalent open source software)
4. Market survey of Industrial Data Networks.

COURSE OUTCOMES:

Students able to

CO1 Design a signal conditioning circuits for various application (L3).

CO2 Acquire a detail knowledge on data acquisition system interface and DCS system (L2).

CO3 Understand the basics and Importance of communication buses in applied automation Engineering (L2).

CO4 Ability to design PLC Programmes by Applying Timer/Counter and Arithmetic and Logic Instructions Studied for Ladder Logic and Function Block.(L3)

CO5 Able to develop a PLC logic for a specific application on real world problem. (L5)

TEXT BOOKS:

1. S.K.Singh, "Industrial Instrumentation", Tata Mcgraw Hill, 2nd edition companies,2003.
2. C D Johnson, "Process Control Instrumentation Technology", Prentice Hall India,8th Edition, 2006.
3. E.A.Parr, Newnes ,NewDelhi,"Industrial Control Handbook",3rd Edition, 2000.

REFERENCES:

1. John W. Webb and Ronald A. Reis, "Programmable Logic Controllers: Principles and Applications", 5th Edition, Prentice Hall Inc., New Jersey, 2003.
2. Frank D. Petruzella, "Programmable Logic Controllers", 5th Edition, McGraw- Hill, New York, 2016.
3. Krishna Kant, "Computer - Based Industrial Control", 2nd Edition, Prentice Hall, New Delhi, 2011.
4. Gary Dunning, Thomson Delmar,"Programmable Logic Controller", CeneageLearning, 3 rd Edition,2005.

List of Open Source Software/ Learning website:

1. <https://archive.nptel.ac.in/courses/108/105/108105062/>
2. <https://nptel.ac.in/courses/108105063>
3. <https://www.electrical4u.com/industrial-automation/>
4. <https://realpars.com/what-is-industrial-automation/>
5. <https://automationforum.co/what-is-industrial-automation-2/>

CO's- PO's & PSO's MAPPING

CO's	PO's												PSO's		
	1	2	3	4	5	6	7	8	9	10	11	12	1	2	3
CO1	3	2	2	2	1	1	-	1	-	1	-	1	1	-	1
CO2	3	1	1	-	1	-	-	1	-	1	-	-	1	-	1
CO3	3	-	1	-	1	-	-	1	-	1	-	-	1	-	1
CO4	3	3	3	3	1			1		1			1		1
CO5	3	3	3	3	1	1		1		1			1		1
AVg.	3	2.25	2	2.6	1	1	-	1	-	1	-	-	1	-	1

OCH353

ENERGY TECHNOLOGY

**L T P C
3 0 0 3**

UNIT I INTRODUCTION

8

Units of energy, conversion factors, general classification of energy, world energy resources and energy consumption, Indian energy resources and energy consumption, energy crisis, energy alternatives, Renewable and non-renewable energy sources and their availability. Prospects of Renewable energy sources

UNIT II CONVENTIONAL ENERGY

8

Conventional energy resources, Thermal, hydel and nuclear reactors, thermal, hydel and nuclear power plants, efficiency, merits and demerits of the above power plants, combustion processes, fluidized bed combustion.

UNIT III NON-CONVENTIONAL ENERGY 10

Solar energy, solar thermal systems, flat plate collectors, focusing collectors, solar water heating, solar cooling, solar distillation, solar refrigeration, solar dryers, solar pond, solar thermal power generation, solar energy application in India, energy plantations. Wind energy, types of windmills, types of wind rotors, Darrieus rotor and Gravian rotor, wind electric power generation, wind power in India, economics of wind farm, ocean wave energy conversion, ocean thermal energy conversion, tidal energy conversion, geothermal energy.

UNIT IV BIOMASS ENERGY 10

Biomass energy resources, thermo-chemical and biochemical methods of biomass conversion, combustion, gasification, pyrolysis, biogas production, ethanol, fuel cells, alkaline fuel cell, phosphoric acid fuel cell, molten carbonate fuel cell, solid oxide fuel cell, solid polymer electrolyte fuel cell, magneto hydrodynamic power generation, energy storage routes like thermal energy storage, chemical, mechanical storage and electrical storage.

UNIT V ENERGY CONSERVATION 9

Energy conservation in chemical process plants, energy audit, energy saving in heat exchangers, distillation columns, dryers, ovens and furnaces and boilers, steam economy in chemical plants, energy conservation.

TOTAL: 45 PERIODS**OUTCOMES:**

On completion of the course, the students will be able to

CO1: Students will be able to describe the fundamentals and main characteristics of renewable energy sources and their differences compared to fossil fuels.

CO2: Students will excel as professionals in the various fields of energy engineering

CO3: Compare different renewable energy technologies and choose the most appropriate based on local conditions.

CO4: Explain the technological basis for harnessing renewable energy sources.

CO5: Identify and critically evaluate current developments and emerging trends within the field of renewable energy technologies and to develop in-depth technical understanding of energy problems at an advanced level.

TEXT BOOKS:

1. Rao, S. and Parulekar, B.B., Energy Technology, Khanna Publishers, 2005.
2. Rai, G.D., Non-conventional Energy Sources, Khanna Publishers, New Delhi, 1984.
3. Bansal, N.K., Kleeman, M. and Meliss, M., Renewable Energy Sources and Conversion Technology, Tata McGraw Hill, 1990.
4. Nagpal, G.R., Power Plant Engineering, Khanna Publishers, 2008.

REFERENCES

1. Nejat Vezirog, Alternate Energy Sources, IT, McGraw Hill, New York.
2. El. Wakil, Power Plant Technology, Tata McGraw Hill, New York, 2002.
3. Sukhatme. S.P., Solar Energy - Thermal Collection and Storage, Tata McGraw hill, New Delhi, 1981.

Course articulation matrix

Course Outcomes	Program Outcomes															
	Statements	PO 1	PO 2	PO 3	PO 4	PO 5	PO 6	PO 7	PO 8	PO 9	PO 10	PO 11	PO 12	PS O1	PS O2	PS O3
CO1	Students will be able to describe the fundamentals and main characteristics of renewable energy	2	3	2	3	3	-	-	-	1	1	-	3	1	1	3

	sources and their differences compared to fossil fuels.															
CO2	Students will excel as professionals in the various fields of energy engineering	2	3	1	3	3	-	-	-	1	1	-	3	2	1	3
CO3	Compare different renewable energy technologies and choose the most appropriate based on local conditions.	2	2	2	3	3	1	1	-	1	1	-	3	2	1	3
CO4	Explain the technological basis for harnessing renewable energy sources.	2	2	1	3	3	1	1	1	1	-	1	3	1	1	3
CO5	Identify and critically evaluate current developments and emerging trends within the field of renewable energy technologies and to develop in-depth technical understanding of energy problems at an advanced level	2	2	1	3	3	1	1	1	1	-	1	3	2	1	3
OVERALL CO		2	2	1	3	3	2	2	1	1	1	1	3	2	1	3

1, 2 and 3 are correlation levels with weightings as Slight (Low), Moderate (Medium) and Substantial (High) respectively

OCH354

SURFACE SCIENCE

L T P C
3 0 0 3

OBJECTIVE:

- To enable the students to analyze properties of a surfaces and correlate them to structure, chemistry, and physics and surface modification technique.

UNIT I SURFACE STRUCTURE AND EXPERIMENTAL PROBES 9

Relevance of surface science to Chemical and Electrochemical Engineering, Heterogeneous Catalysis and Nanoscience; Surface structure and reconstructions, adsorbate structure, Band and Vibrational structure, Importance of UHV techniques, Electronic probes and molecular beams, Scanning probes and diffraction, Qualitative introduction to electronic and vibrational spectroscopy

UNIT II ADSORPTION, DYNAMICS, THERMODYNAMICS AND KINETICS AT SURFACES 9

Interactions at the surface, Physisorption, Chemisorption, Diffusion, dynamics and reactions of atoms/molecules on surfaces, Generic reaction mechanism on surfaces, Adsorption isotherms, Kinetics of adsorption, Use of temperature desorption methods

UNIT III LIQUID INTERFACES 9
Structure and Thermodynamics of liquid-solid interface, Self-assembled monolayers, Electrified interfaces, Charge transfer at the liquid-solid interfaces, Photoelectrochemical processes, Gratzel cells

UNIT IV HETEROGENEOUS CATALYSIS 9
Characterization of heterogeneous catalytic processes, Microscopic kinetics to catalysis, Overview of important heterogeneous catalytic processes: Haber-Bosch, Fischer-Tropsch and Automotive catalysis, Role of promoters and poisons, Bimetallic surfaces, surface functionalization and clusters in catalysis, Role of Sabatier principle in catalyst design, Rate oscillations and spatiotemporal pattern formation

UNIT V EPITAXIAL GROWTH AND NANO SURFACE-STRUCTURES 9
Origin of surface forces, Role of stress and strain in epitaxial growth, Energetic and growth modes, Nucleation theory, Nonequilibrium growth modes, MBE, CVD and ablation techniques, Catalytic growth of nanotubes, Etching of surfaces, Formation of nanopillars and nanorods and its application in photoelectrochemical processes, Polymer surfaces and biointerfaces.

TOTAL: 45 PERIODS

OUTCOME:

- Upon completion of this course, the students can understand, predict and design surface properties based on surface structure. Students would understand the physics and chemistry behind surface phenomena

TEXT BOOK:

1. K. W. Kolasinski, "Surface Science: Foundations of catalysis and nanoscience" II Edition, John Wiley & Sons, New York, 2008.

REFERENCE:

1. Gabor A. Somorjai and Yimin Li "Introduction to Surface Chemistry and catalysis", II Edition John Wiley & Sons, New York, 2010.

OFD354

FUNDAMENTALS OF FOOD ENGINEERING

**L T P C
3 0 0 3**

OBJECTIVES:

The course aims to

- Acquaint and equip the students with different techniques of measurement of engineering properties.
- Make the students understand the nature of food constituents in the design of processing equipment

UNIT I 9

Engineering properties of food materials: physical, thermal, aerodynamic, mechanical, optical and electromagnetic properties.

UNIT II 9

Drying and dehydration: Basic drying theory, heat and mass transfer in drying, drying rate curves, calculation of drying times, dryer efficiencies; classification and selection of dryers; tray, vacuum, osmotic, fluidized bed, pneumatic, rotary, tunnel, trough, bin, belt, microwave,

IR, heat pump and freeze dryers; dryers for liquid: Drum or roller dryer, spray dryer and foammat dryers

UNIT III

9

Size reduction: Benefits, classification, determination and designation of the fineness of ground material, sieve/screen analysis, principle and mechanisms of comminution of food, Rittinger's, Kick's and Bond's equations, work index, energy utilization; Size reduction equipment: Principal types, crushers (jaw crushers, gyratory, smooth roll), hammer mills and impactors, attrition mills, buhr mill, tumbling mills, ultra fine grinders, fluid jet pulverizer, colloid mill, cutting machines (slicing, dicing, shredding, pulping)

UNIT IV

9

Mixing: theory of solids mixing, criteria of mixer effectiveness and mixing indices, rate of mixing, theory of liquid mixing, power requirement for liquids mixing; Mixing equipment: Mixers for lo.w- or medium-viscosity liquids (paddle agitators, impeller agitators, powder-liquid contacting devices, other mixers), mixers for high viscosity liquids and pastes, mixers for dry powders and particulate solids.

UNIT V

9

Mechanical Separations: Theory, centrifugation, liquid-liquid centrifugation, liquid-solid centrifugation, clarifiers, desludging and decanting machine, Filtration: Theory of filtration, rate of filtration, pressure drop during filtration, applications, constant-rate filtration and constant-pressure filtration, derivation of equation; Filtration equipment; plate and frame filter press, rotary filters, centrifugal filters and air filters, filter aids, Membrane separation: General considerations, materials for membrane construction, ultra-filtration, microfiltration, concentration, polarization, processing variables, membrane fouling, applications of ultra-filtration in food processing, reverse osmosis, mode of operation, and applications; Membrane separation methods, demineralization by electro-dialysis, gel filtration, ion exchange, per-evaporation and osmotic dehydration.

TOTAL: 45 PERIODS

COURSE OUTCOMES:

At the end of the course the students will be able to

CO1 understand the importance of food polymers

CO2 understand the effect of various methods of processing on the structure and texture of food materials

CO3 understand the interaction of food constituents with respect to thermal, electrical properties to develop new technologies for processing and preservation.

TEXT BOOKS:

1. R.L. Earle. 2004. Unit Operations in Food Processing. The New Zealand Institute of Food Science & Technology, Nz. Warren L. McCabe, Julian Smith, Peter Harriott. 2004.
2. Unit Operations of Chemical Engineering, 7th Ed. McGraw-Hill, Inc., NY, USA. Christie John Geankoplis. 2003.
3. Transport Processes and Separation Process Principles (Includes Unit Operations), 4th Ed. Prentice-Hall, NY, USA.
4. George D. Saravacos and Athanasios E. Kostaropoulos. 2002. Handbook of Food Processing Equipment. Springer Science+Business Media, New York, USA.
5. J. F. Richardson, J. H. Harker and J. R. Backhurst. 2002. Coulson & Richardson's Chemical Engineering, Vol. 2, Particle Technology and Separation Processes, 5th Ed.

OBJECTIVES:

- To characterize different type of food hazards, physical, chemical and biological in the industry and food service establishments
- To help become skilled in systems for food safety surveillance
- To be aware of the regulatory and statutory bodies in India and the world
- To ensure processed food meets global standards

UNIT I**10**

Introduction to food safety and security: Hygienic design of food plants and equipments, Food Contaminants (Microbial, Chemical, Physical), Food Adulteration (Common adulterants), Food Additives (functional role, safety issues), Food Packaging & labeling. Sanitation in warehousing, storage, shipping, receiving, containers and packaging materials. Control of rats, rodents, mice, birds, insects and microbes. Cleaning and Disinfection, ISO 22000 – Importance and Implementation

UNIT II**8**

Food quality: Various Quality attributes of food, Instrumental, chemical and microbial Quality control. Sensory evaluation of food and statistical analysis. Water quality and other utilities.

UNIT III**9**

Critical Quality control point in different stages of production including raw materials and processing materials. Food Quality and Quality control including the HACCP system. Food inspection and Food Law, Risk assessment – microbial risk assessment, dose response and exposure response modelling, risk management, implementation of food surveillance system to monitor food safety, risk communication

UNIT IV**9**

Indian and global regulations: FAO in India, Technical Cooperation programmes, Bio-security in Food and Agriculture, World Health Organization (WHO), World Animal Health Organization (OIE), International Plant Protection Convention (IPPC)

UNIT V**9**

Codex Alimentarius Commission - Codex India – Role of Codex Contact point, National Codex contact point (NCCP), National Codex Committee of India – ToR, Functions, Shadow Committees etc.

TOTAL: 45 PERIODS**COURSE OUTCOMES:**

CO1 Thorough Knowledge of food hazards, physical, chemical and biological in the industry and food service establishments

CO2 Awareness on regulatory and statutory bodies in India and the world

REFERENCES:

1. Handbook of food toxicology by S. S. Deshpande, 2002
2. The food safety information handbook by Cynthia A. Robert, 2009
3. Nutritional and safety aspects of food processing by Tannenbaum SR, Marcel Dekker Inc., New York 1979
4. Microbiological safety of Food by Hobbs BC, 1973
5. Food Safety Handbook by Ronald H. Schmidt, Gary E. Rodrick, A John Wiley & Sons Publication, 2003

OBJECTIVES:

- To understand the basic concepts of Nutraceuticals and functional food, their chemical nature and methods of extraction.
- To understand the role of Nutraceuticals and functional food in health and disease.

UNIT I INTRODUCTION AND SIGNIFICANCE 6

Introduction to Nutraceuticals and functional foods; importance, history, definition, classification, list of functional foods and their benefits, Phytochemicals, zoochemicals and microbes in food, plants, animals and microbes.

UNIT II PHYTOCHEMICALS AS NUTRACEUTICALS 11

Phytoestrogens in plants; isoflavones; flavonols, polyphenols, tannins, saponins, lignans, lycopene, chitin, caratenoids. Manufacturing practice of selected nutraceuticals such as lycopene, isoflavonoids, glucosamine, phytosterols. Formulation of functional foods containing nutraceuticals - stability, analytical and labelling issues.

UNIT III ASSESSMENT OF ANTIOXIDANT ACTIVITY 11

In vitro and in vivo methods for the assessment of antioxidant activity, Comparison of different *in vitro* methods to evaluate the antioxidant, antioxidant mechanism, Prediction of the antioxidant activity of natural phenolics from electrotopological state indices, Optimising phytochemical release by process technology; Variation of Antioxidant Activity during technological treatments, new food grade peptidases from plant sources.

UNIT IV ROLE IN HEALTH AND DISEASE 11

The health benefit of - Soy protein, Spirulina, Tea, Olive oil, plant sterols, Broccoli, omega3 fatty acid and eicosanoids. Nutraceuticals and Functional foods in Gastrointestinal disorder, Cancer, CVD, Diabetic Mellitus, HIV and Dental disease; Importance and function of probiotic, prebiotic and synbiotic and their applications, Functional foods and immune competence; role and use in obesity and nervous system disorders.

UNIT V SAFETY ISSUES 6

Health Claims, Adverse effects and toxicity of nutraceuticals, regulations and safety issues International and national.

TOTAL: 45 PERIODS**TEXT BOOKS:**

1. Bisset, Normal Grainger and Max Wich H "Herbal Drugs and Phytopharmaceuticals", 2nd Edition, CRC, 2001.
2. Handbook of Nutraceuticals and Functional Foods: Robert Wildman, CRC, Publications.2006
3. WEBB, PP, Dietary Supplements and Functional Foods Blackwell Publishing Ltd (United Kingdom), 2006
4. Ikan, Raphael "Natural Products: A Laboratory Guide", 2nd Edition, Academic Press / Elsevier, 2005.

REFERENCES:

1. Asian Functional Foods (Nutraceutical Science and Technology) by John Shi (Editor), Fereidoon Shahidi (Editor), Chi-Tang Ho (Editor), CRC Publications, Taylor & Francis, 2007
2. Functional Foods and Nutraceuticals in Cancer Prevention by Ronald Ross Watson (Author), Blackwell Publishing, 2007
3. Marketing Nutrition: Soy, Functional Foods, Biotechnology, and Obesity by Brian Wansink.

4. Functional foods: Concept to Product: Edited by G R Gibson and C M Williams, Wood head Publ., 2000
5. Hanson, James R. "Natural Products: The Secondary Metabolites", Royal Society of Chemistry, 2003.

COURSE OUTCOME - NUTRACEUTICALS

CO 1	Acquire knowledge about the nutraceuticals and functional foods, their classification and benefits.
CO 2	Acquire knowledge of phytochemicals, zoochemicals and microbes in food, plants, animals and microbes
CO 3	Attain the knowledge of the manufacturing practices of selected nutraceutical components and formulation considerations of functional foods.
CO 4	Distinguish the various <i>in vitro</i> and <i>in vivo</i> assessment of antioxidant activity of compounds from plant sources.
CO 5	Gain information about the health benefits of various functional foods and nutraceuticals in the prevention and treatment of various lifestyle diseases.
CO 6	Attain the knowledge of the regulatory and safety issues of nutraceuticals at national and international level.

CO – PO MAPPING												
NUTRACEUTICALS												
COURSE OUTCOME	PO1	PO2	PO3	PO4	PO 5	PO6	PO 7	PO8	PO9	PO10	PO11	PO12
CO 1	3											1
CO 2	3											1
CO 3	3					2						
CO 4	3											
CO 5	3					2						1
CO 6	3							2				1

OTT354

BASICS OF DYEING AND PRINTING

L T P C

3 0 0 3

OBJECTIVE:

- To enable the students to learn about the basics of Pretreatment, dyeing, printing and machinery in textile processing.

UNIT I INTRODUCTION

9

Impurities present in different fibres, Inspection of grey goods and lot preparation. Shearing,

UNIT II PRE TREATMENT

9

Desizing-Objective of Desizing- types of Desizing- Objective of Scouring- Mechanism of Scouring– Degumming of Silk, Scouring of wool - Bio Scouring. Bleaching -Objective of Bleaching: Bleaching mechanism of Hydrogen Peroxide, Hypo chlorites. Objective of Mercerizing - Physical and Chemical changes of Mercerizing.

UNIT III DYEING 9
 Dye - Affinity, Substantively, Reactivity, Exhaustion and Fixation. Classification of dyes. Direct dyes: General properties, principles and method of application on cellulosic materials. Reactive dyes – principles and method of application on cellulosic materials hot brand, cold brand.

UNIT IV PRINTING 9
 Definition of printing – Difference between printing and dying- Classification thickeners – Requirements to be good thickener, printing paste Preparation - different styles of printing.

UNIT V MACHINERIES 9
 Fabric Processing - winch, jigger and soft flow machines. Beam dyeing machines: Printing - flat bed screen - Rotary screen. Thermo transfer printing machinery. Garment dyeing machines.

TOTAL: 45 PERIODS

OUTCOMES:

Upon completion of the course, the students will be able to Understand the

- CO1: Basics of grey fabric
- CO2: Basics of pre treatment
- CO3: Concept of Dyeing
- CO4: Concept of Printing
- CO5: Machinery in processing industry

TEXT BOOKS:

1. Trotman, E.R., Textile Scouring and Bleaching, Charless Griffins, Com. Ltd., London 1990.
2. Shenai V.A. "Technology of Textile Processing Vol. IV" 1998, Sevak Publications, Mumbai.

REFERENCES:

1. Trotman E. R., "Dyeing and Chemical Technology of Textile Fibres", Charles Griffin & Co. Ltd., U.K., 1984, ISBN : 0 85264 165 6.
2. Dr. N N Mahapatra., "Textile dyeing", Wood head publishing India, 2018
3. Mathews Kolanjikombil., "Dyeing of Textile substrates III –Fibres, Yarns and Knitted fabrics", Wood head publishing India , 2021
4. Bleaching & Mercerizing – BTRA Silver Jubilee Monograph series
5. Chakraborty, J.N, "Fundamentals and Practices in colouration of Textiles", Wood head Publishing India, 2009, ISBN-13:978-81-908001-4-3.

COURSE ARTICULATION MATRIX:

1, 2 and 3 are correlation levels with weightings as Slight (Low), Moderate (Medium) and Substantial (High) respectively

Course Outcomes	Statement	Program Outcome														
		PO 1	PO 2	PO 3	PO 4	PO 5	PO 6	PO 7	PO 8	PO 9	PO 10	PO 11	PO 12	PS O1	PS O2	PS O3
CO1	Classification of fibres and production of natural fibres	-	-	-	-	-	-	-	2	1	-	1	1	-	1	-
CO2	Regenerated and	-	-	-	-	-	-	-	2	1	-	1	1	-	1	-

	synthetic fibres															
CO3	Yarn spinning	-	-	-	-	-	-	-	2	1	-	1	1	-	1	-
CO4	Weaving	-	-	-	-	-	-	-	2	1	-	1	1	-	1	-
CO5	Knitting and nonwoven	-	-	-	-	-	-	-	2	1	-	1	1	-	1	-
Overall I CO		-	-	-	-	-	-	-	2	1	-	1	1	-	1	-

FT 3201

FIBRE SCIENCE

**L T P C
3 0 0 3**

COURSE OBJECTIVES

- To enable the students to learn about the types of fibre and its properties

UNIT I INTRODUCTION TO TEXTILE FIBRES 9

Definition of various forms of textile fibres - staple fibre, filament, bicomponent fibres. Classification of Natural and Man-made fibres, essential and desirable properties of Fibres. Production and cultivation of Natural Fibers: Cotton, Silk, Wool -Physical and chemical structure of the above fibres.

UNIT II REGENERATED FIBRES 9

Production Sequence of Regenerated Cellulosic fibres: Viscose Rayon, Acetate rayon – High wet modulus fibres: Modal and Lyocel ,Tencel

UNIT III SYNTHETIC FIBRES 9

Production Sequence of Synthetic Fibers: polymer-Polyester, Nylon, Acrylic and polypropylene. Mineral fibres: fibre glass ,carbon .Introduction to spin finishes and texturization

UNIT IV SPECIALITY FIBRES 9

Properties and end uses of high tenacity and high modulus fibres, high temperature and flame retardant fibres, Chemical resistant fibres

UNIT V FUNCTIONAL SPECIALITY FIBRES 9

Properties and end uses : Fibres for medical application – Biodegradable fibres based on PLA ,Super absorbent fibres elastomeric fibres, ultra-fine fibres, electrospun nano fibres, metallic fibres – Gold and Silver coated.

TOTAL: 45 PERIODS

COURSE OUTCOMES

Upon completion of this course, the student would be able to

- Understand the process sequence of various fibres
- Understand the properties of various fibres

TEXT BOOKS:

- Morton W. E., and Hearle J. W. S., “Physical Properties of Textile Fibres”, The Textile Institute, Washington D.C., 2008, ISBN 978-1-84569-220-95

CO4: Garment inspection and dimensional changes
 CO5: Garment pressing, packing and care 352labelling

TEXT BOOKS:

1. Carr H., and Latham B., "The Technology of Clothing Manufacture", Blackwell Science Ltd., Oxford, 1994.
2. Gerry Cooklin, "Introduction to Clothing Manufacture" Blackwell Science Ltd., 1995. 64
3. Harrison.P.W Garment Dyeing, The Textile Institute Publication, Textile Progress, Vol .19 No.2,1988.

REFERENCES:

1. Winifred Aldrich., "Metric Pattern Cutting", Blackwell Science Ltd., Oxford, 1994
2. Peggall H., "The Complete Dress Maker", Marshall Caverdish, London, 1985
3. Jai Prakash and Gaur R.K., "Sewing Thread", NITRA, 1994
4. Ruth Glock, Grace I. Kunz, "Apparel Manufacturing", Dorling Kindersley Publishing Inc., New Jersey, 1995.
5. Pradip V.Mehta, "An Introduction to Quality Control for the Apparel Industry", J.S.N. Internationals, 1992.

CO's	PO's												PSO's			
	1	2	3	4	5	6	7	8	9	10	11	12	1	2	3	4
1	1	1	1	-	2	-	1	1	-	2	3	1	2	3	1	3
2	2	2	1	1	1	-	1	1	-	2	2	1	2	2	1	2
3	1	1	1	1	1	1	1	1	-	1	2	1	1	3	1	3
4	2	1	1	1	2	2	2	1	1	2	3	1	2	3	1	3
5	2	2	1	1	1	1	2	1	-	2	2	1	2	2	1	2
Avg	1.6	1.2	1	0.8	1.4	0.8	1.4	1	0.2	1.8	2.4	1	1.8	2.6	1	2.6

OPE353

INDUSTRIAL SAFETY

L T P C
3 0 0 3

OBJECTIVES:

- To educate about the health hazards and the safety measures to be followed in the industrial environment.
- Describe industrial legislations (Factories Acts, Workmen's Compensation and other laws) enacted for the protection of employees health at work settings
- Describe methods of prevention and control of Occupational Health diseases, accidents / emergencies and other hazards

UNIT I INTRODUCTION

9

Need for developing Environment, Health and Safety systems in work places - Accident Case Studies - Status and relationship of Acts - Regulations and Codes of Practice - Role of trade union safety representatives. International initiatives - Ergonomics and work place.

UNIT II OCCUPATIONAL HEALTH AND HYGIENE

9

Definition of the term occupational health and hygiene - Categories of health hazards - Exposure pathways and human responses to hazardous and toxic substances - Advantages and limitations of environmental monitoring and occupational exposure limits - Hierarchy of

principle of ball mill. Filtration & types, filtration equipments (plate and frame, rotary drum). Conceptual numericals.

UNIT III CONDUCTIVE & CONVECTIVE HEAT TRANSFER 9

Modes of heat transfer; Conduction – steady state heat conduction through unilayer and multilayer walls, cylinders; Insulation, critical thickness of insulation. Convection- Forced and Natural convection, principles of heat transfer co-efficient, log mean temperature difference, individual and overall heat transfer co-efficient, fouling factor; Condensation – film wise and drop wise (no derivation). Heat transfer equipments – double pipe heat exchanger, shell and tube heat exchanger (with working principle and construction with applications).

UNIT IV BASICS OF MASS TRANSFER 9

Diffusion-Fick's law of diffusion. Types of diffusion. Steady state molecular diffusion in fluids at rest and laminar flow (stagnant / unidirection and bi direction). Measurement of diffusivity, Mass transfer coefficients and their correlations. Conceptual numerical.

UNIT V MASS TRANSFER OPERATIONS 9

Basic concepts of Liquid-liquid extraction – equilibrium, stage type extractors (belt extraction and basket extraction). Distillation – Methods of distillation, distillation of binary mixtures using McCabe Thiele method. Drying- drying operations, batch and continuous drying. Conceptual numerical.

TOTAL: 45 PERIODS

Course Outcomes:

At the end of the course the student will be able to:

- State and describe the nature and properties of the fluids.
- Study the different flow measuring instruments, the principles of various size reductions, conveying equipment's, sedimentation and mixing tanks.
- Comprehend the laws governing the heat and mass transfer operations to solve the problems.
- Design the heat transfer equipment suitable for specific requirement.

TEXTBOOK(S)

1. Unit operations in Chemical Engineering Warren L. McCabe, Julian C. Smith & Peter Harriot McGraw-Hill Education (India) Edition 2014
2. Fluid Mechanics K L Kumar S Chand & Company Ltd 2008
3. Introduction to Chemical Engineering Badger W.I. and Banchero, J.T., Tata McGraw Hill New York 1997

REFERENCE BOOKS

1. Principles of Unit Operations Alan S Foust, L.A. Wenzel, C.W. Clump, L. Maus, and L.B. Anderson John Wiley & Sons 2nd edition 2008
2. Unit Operations of Chemical Engineering, Vol I &II Chattopadhyaya Khanna Publishers, Delhi-6 1996
3. Heat Transfer J P Holman McGraw Hill International Ed

OPT352

PLASTIC MATERIALS FOR ENGINEERS

**L T P C
3 0 0 3**

COURSE OBJECTIVES

- Understand the advantages, disadvantages and general classification of plastic materials
- To know the manufacturing, sources, and applications of engineering thermoplastics
- Understand the basics as well as the advanced applications of various plastic materials in the industry

- To understand the preparation methods of thermosetting materials
- Select suitable specialty plastics for different end applications

UNIT I INTRODUCTION TO PLASTIC MATERIALS 9

Introduction to Plastics – Brief history of plastics, advantages and disadvantages, thermoplastic and thermosetting behavior, amorphous polymers, crystalline polymers and cross-linked structures. General purpose thermoplastics/ Commodity plastics: manufacture, structure, properties and applications of polyethylene (PE), cross-linked PE, chlorinated PE, polypropylene, polyvinyl chloride-compounding, formulation, polypropylene (PP)

UNIT II ENGINEERING THERMOPLASTICS AND APPLICATIONS 9

Engineering thermoplastics – Aliphatic polyamides: structure, properties, manufacture and applications of Nylon 6, Nylon 66. Polyesters: manufacture, structure, properties and uses of PET, PBT. Manufacture, structure, properties and uses of Polycarbonates, acetal resins, polyimides, PMMA, polyphenylene oxide, thermoplastic polyurethane (PU)

UNIT III THERMOSETTING PLASTICS 9

Thermosetting Plastics – Manufacture, curing, moulding powder, laminates, properties and uses of phenol formaldehyde resins, urea formaldehyde, melamine formaldehyde, unsaturated polyester resin, epoxy resin, silicone resins, polyurethane resins.

UNIT IV MISCELLANEOUS PLASTICS FOR END APPLICATIONS 9

Miscellaneous plastics- Manufacture, properties and uses of polystyrene, HIPS, ABS, SAN, poly(tetrafluoroethylene) (PTFE), TFE and copolymers, PVDF, PVA, poly (vinyl acetate), poly (vinyl carbazole), cellulose acetate, PEEK, High energy absorbing polymers, super absorbent polymers- their synthesis, properties and applications

UNIT V PLASTICS MATERIALS FOR BIOMEDICAL APPLICATIONS 9

Sources, raw materials, methods of manufacturing, properties and applications of bio-based polymers- poly lactic acid (PLA), poly hydroxy alkanooates (PHA), PBAT, bioplastics- bio-PE, bio-PP, bio-PET, polymers for biomedical applications

TOTAL: 45 PERIODS

COURSE OUTCOMES:

- To study the importance, advantages and classification of plastic materials
- Summarize the raw materials, sources, production, properties and applications of various engineering thermoplastics
- To understand the application of polyamides, polyesters and other engineering thermoplastics, thermosetting resins
- Know the manufacture, properties and uses of thermosetting resins based on polyester, epoxy, silicone and PU
- To understand the engineering applications of various polymers in miscellaneous areas and applications of different biopolymers

REFERENCES

1. Marianne Gilbert (Ed.), Brydson's Plastics Materials, 8th Edn., Elsevier (2017).
2. J.A.Brydson, Plastics Materials, 7th Edn., Butterworth Heinemann (1999).
3. Manas Chanda, Salil K. Roy, Plastics Technology Handbook, 4th Edn., CRC press (2006).
4. A. Brent Strong, Plastics: Materials and Processing, 3rd Edn., Pearson Prentice Hall (2006).
5. Olagoke Olabisi, Kolapo Adewale (Eds.), Handbook of Thermoplastics 2nd Edn., CRC press(2016).
6. Charles A. Harper, Modern Plastics Handbook, McGraw-Hill, New York, 1999.
7. H. Dominighaus, Plastics for Engineers, Hanser Publishers, Munich, 1988.

COURSE OBJECTIVES

- To understand the relevance of standards and specifications as well as the specimen preparation for polymer testing.
- To study the mechanical properties and testing of polymer materials and their structural property relationships.
- To understand the thermal properties of polymers and their testing methods.
- To gain knowledge on the electrical and optical properties of polymers and their testing methods.
- To study about the environmental effects and prevent polymer degradation.

UNIT I INTRODUCTION TO CHARACTERIZATION AND TESTING OF POLYMERS 9

Introduction- Standard organizations: BIS, ASTM, ISO, BS, DIN etc. Standards and specifications. Importance of standards in the quality control of polymers and polymer products. Preparation of test pieces, conditioning and test atmospheres. Tests on elastomers: processability parameters of rubbers – plasticity, Mooney viscosity, scorch time, cure time, cure rate index, Processability tests carried out on thermoplastics and thermosets: MFI, cup flow index, gel time, bulk density, bulk factor.

UNIT II MECHANICAL PROPERTIES 9

Mechanical properties: Tensile, compression, flexural, shear, tear strength, hardness, impact strength, resilience, abrasion resistance, creep and stress relaxation, compression set, dynamic fatigue, ageing properties, Basic concepts of stress and strain, short term tests: Viscoelastic behavior (simple models: Kelvin model for creep and stress relaxation, Maxwell-Voigt model, strain recovery and dynamic response), Effect of structure and composition on mechanical properties, Behavior of reinforced polymers

UNIT III THERMAL RHEOLOGICAL PROPERTIES 9

Thermal properties: Transition temperatures, specific heat, thermal conductivity, co-efficient of thermal expansion, heat deflection temperature, Vicat softening point, shrinkage, brittleness temperature, thermal stability and flammability. Product testing: Plastic films, sheeting, pipes, laminates, foams, containers, cables and tubes.

UNIT IV ELECTRICAL AND OPTICAL PROPERTIES 9

Electrical properties: volume and surface resistivity, dielectric strength, dielectric constant and power factor, arc resistance, tracking resistance, dielectric behavior of polymers (dielectric co-efficient, dielectric polarization), dissipation factor and its importance. Optical properties: transparency, refractive index, haze, gloss, clarity, birefringence.

UNIT V ENVIRONMENTAL AND CHEMICAL RESISTANCE 9

Environmental stress crack resistance (ESCR), water absorption, weathering, aging, ozone resistance, permeability and adhesion. Tests for chemical resistance. Acids, alkalies, Flammability tests- oxygen index test.

TOTAL : 45 PERIODS**COURSE OUTCOMES**

- Understand the relevance of standards and specifications.
- Summarize the various test methods for evaluating the mechanical properties of the polymers.
- To know the thermal, electrical & optical properties of polymers.
- Identify various techniques used for characterizing polymers.
- Distinguish the processability tests used for thermoplastics, thermosets and elastomers.

REFERENCES:

1. F.Majewska, H.Zowall, Handbook of analysis of synthetic polymers and plastics, Ellis Horwood Limited Publisher 1977.
2. J.F.Rabek, Experimental Methods in Polymer Chemistry, John Wiley and Sons 1980.
3. R.P.Brown, Plastic test methods, 2nd Edn., Harlond, Longman Scientific, 1981.
4. A. B. Mathur, I. S. Bharadwaj, Testing and Evaluation of Plastcis, Allied Publishers Pvt. Ltd., New Delhi, 2003.
5. Vishu Shah, Handbook of Plastic Testing Technology, 3rd Edn., John Wiley & Sons 2007.
6. S. K. Nayak, S. N. Yadav, S. Mohanty, Fundamentals of Plastic Testing, Springer, 2010.

OEC353

VLSI DESIGN

L T P C

3 0 0 3

OBJECTIVES:

- Understand the fundamentals of IC technology components and their characteristics.
- Understand combinational logic circuits and design principles.
- Understand sequential logic circuits and clocking strategies.
- Understand Interconnects and Memory Architecture.
- Understand the design of arithmetic building blocks

UNIT I MOS TRANSISTOR PRINCIPLES 9

MOS logic families (NMOS and CMOS), Ideal and Non Ideal IV Characteristics, CMOS devices. MOS(FET) Transistor DC transfer Characteristics ,small signal analysis of MOSFET.

UNIT II COMBINATIONAL LOGIC CIRCUITS 9

Propagation Delays, stick diagram, Layout diagrams, Examples of combinational logic design, Elmore's constant, Static Logic Gates, Dynamic Logic Gates, Pass Transistor Logic, Power Dissipation.

UNIT III SEQUENTIAL LOGIC CIRCUITS AND CLOCKING STRATEGIES 9

Static Latches and Registers, Dynamic Latches and Registers, Pipelines, Timing classification of Digital Systems, Synchronous Design, Self-Timed Circuit Design .

UNIT IV INTERCONNECT, MEMORY ARCHITECTURE 9

Interconnect Parameters – Capacitance, Resistance, and Inductance, Logic Implementation using Programmable Devices (ROM, PLA, FPGA), Memory Architecture and Building Blocks.

UNIT V DESIGN OF ARITHMETIC BUILDING BLOCKS 9

Arithmetic Building Blocks: Data Paths, Adders-Ripple Carry Adder, Carry-Bypass Adder, Carry Select Adder, Carry-Look Ahead Adder, Multipliers, Barrel Shifter, power and speed tradeoffs.

TOTAL: 45 PERIODS

OUTCOMES:

Upon successful completion of the course the student will be able to

CO1: Understand the working principle and characteristics of MOSFET

CO2: Design Combinational Logic Circuits

CO3: Design Sequential Logic Circuits and Clocking systems

CO4: Understand Memory architecture and interconnects

CO5: Design of arithmetic building blocks.

TEXT BOOKS:

1. Jan D Rabaey, Anantha Chandrakasan, "Digital Integrated Circuits: A Design Perspective", PHI, 2016.(Units II, III IV and V).
2. Neil H E Weste, Kamran Eshraghian, "Principles of CMOS VLSI Design: A System Perspective," Addison Wesley, 2009.(Units - I).

REFERENCES:

1. D.A. Hodges and H.G. Jackson, Analysis and Design of Digital Integrated Circuits, International Student Edition, McGraw Hill 1983
2. P. Rashinkar, Paterson and L. Singh, "System-on-a-Chip Verification-Methodology and Techniques", Kluwer Academic Publishers,2001
3. Samiha Mourad and Yervant Zorian, "Principles of Testing Electronic Systems", Wiley 2000
4. M. Bushnell and V. D. Agarwal, "Essentials of Electronic Testing for Digital, Memory and Mixed-Signal VLSI Circuits", Kluwer Academic Publishers,2000

C	PO	PO	PO	PO	PO	PO	PO	PO	PO	PO	PO	PO	PS	PS	PS
1	3	3	2	2	1	3	-	-	-	-	2	3	3	3	3
2	3	3	2	2	1	-	-	-	-	-	-	2	3	3	3
3	3	-	3	2	1	2	-	-	-	-	3	2	3	2	3
4	3	3	2	2	2	-	-	-	-	-	-	1	3	3	2
5	2	-	3	2	2	1	-	-	-	-	1	1	3	2	2
C	3	3	2	2	1	2	-	-	-	-	2	2	3	3	3

CBM370

WEARABLE DEVICES

L T P C
3 0 0 3

OBJECTIVES:

The student should be made to:

- To know the hardware requirement of wearable systems
- To understand the communication and security aspects in the wearable devices
- To know the applications of wearable devices in the field of medicine

UNIT I INTRODUCTION TO WEARABLE SYSTEMS AND SENSORS 9

Wearable Systems- Introduction, Need for Wearable Systems, Drawbacks of Conventional Systems for Wearable Monitoring, Applications of Wearable Systems, Types of Wearable Systems, Components of wearable Systems. Sensors for wearable systems-Inertia movement sensors, Respiration activity sensor, Impedance plethysmography, Wearable ground reaction force sensor.

UNIT II SIGNAL PROCESSING AND ENERGY HARVESTING FOR WEARABLE DEVICES 9

Wearability issues -physical shape and placement of sensor, Technical challenges - sensor design, signal acquisition, sampling frequency for reduced energy consumption, Rejection of irrelevant information. Power Requirements- Solar cell, Vibration based, Thermal based, Human body as a heat source for power generation, Hybrid thermoelectric photovoltaic energy harvests, Thermopiles.

UNIT III WIRELESS HEALTH SYSTEMS 9

Need for wireless monitoring, Definition of Body area network, BAN and Healthcare, Technical Challenges- System security and reliability, BAN Architecture – Introduction, Wireless communication Techniques.

UNIT IV SMART TEXTILE 9

Introduction to smart textile- Passive smart textile, active smart textile. Fabrication Techniques- Conductive Fibres, Treated Conductive Fibres, Conductive Fabrics, Conductive Inks. Case study- smart fabric for monitoring biological parameters - ECG, respiration.

UNIT V APPLICATIONS OF WEARABLE SYSTEMS 9

Medical Diagnostics, Medical Monitoring-Patients with chronic disease, Hospital patients, Elderly patients, neural recording, Gait analysis, Sports Medicine.

TOTAL: 45 PERIODS**OUTCOMES:**

On successful completion of this course, the student will be able to

CO1: Describe the concepts of wearable system.

CO2: Explain the energy harvestings in wearable device.

CO3: Use the concepts of BAN in health care.

CO4: Illustrate the concept of smart textile

CO5: Compare the various wearable devices in healthcare system

TEXT BOOKS

1. Annalisa Bonfiglio and Danilo De Rossi, Wearable Monitoring Systems, Springer, 2011
2. Zhang and Yuan-Ting, Wearable Medical Sensors and Systems, Springer, 2013
3. Edward Sazonov and Micheal R Neuman, Wearable Sensors: Fundamentals, Implementation and Applications, Elsevier, 2014
4. Mehmet R. Yuce and JamiY.Khan, Wireless Body Area Networks Technology, Implementation applications, Pan Stanford Publishing Pte.Ltd, Singapore, 2012

REFERENCES:

1. Sandeep K.S, Gupta, Tridib Mukherjee and Krishna Kumar Venkatasubramanian, Body Area Networks Safety, Security, and Sustainability, Cambridge University Press, 2013.
2. Guang-Zhong Yang, Body Sensor Networks, Springer, 2006.

CO's- PO's & PSO's MAPPING

CO's	PO's												PSO's		
	1	2	3	4	5	6	7	8	9	10	11	12	1	2	3
1	3	2	1	1	2			1					1		1
2	3	2	1	1	2			1					1		1
3	3	2	1	1	2			1					1		1
4	3	2	1	1	2			1					1		1
5	3	2	1	1	2			1					1		1
AVg.															

CBM356**MEDICAL INFORMATICS****L T P C
3 0 0 3****PREAMBLE:**

1. To study the applications of information technology in health care management.
2. This course provides knowledge on resources, devices, and methods required to optimize the acquisition, storage, retrieval, and use of information in health and biomedicine.

OBT355

BIOTECHNOLOGY FOR WASTE MANAGEMENT

L T P C
3 0 0 3

UNIT I BIOLOGICAL TREATMENT PROCESS 9

Fundamentals of biological process - Anaerobic process – Pretreatment methods in anaerobic process – Aerobic process, Anoxic process, Aerobic and anaerobic digestion of organic wastes - Factors affecting process efficiency - Solid state fermentation – Submerged fermentation – Batch and continuous fermentation

UNIT II WASTE BIOMASS AND ITS VALUE ADDITION 9

Types of waste biomass – Solid waste management - Nature of biomass feedstock – Biobased economy/process – Value addition of waste biomass – Biotransformation of biomass – Biotransformation of marine processing wastes – Direct extraction of biochemicals from biomass – Plant biomass for industrial application

UNIT III BIOCONVERSION OF WASTES TO ENERGY 9

Perspective of biofuels from wastes - Bioethanol production – Biohydrogen Production – dark and photofermentative process - Biobutanol production – Biogas and Biomethane production - Single stage anaerobic digestion, Two stage anaerobic digestion - Biodiesel production - Enzymatic hydrolysis technologies

UNIT IV CHEMICALS AND ENZYME PRODUCTION FROM WASTES 9

Production of lactic acid, succinic acid, citric acid – Biopolymer synthesis – Production of Amylases - Lignocellulolytic enzymes - Pectinolytic enzymes - Proteases – Lipases

UNIT V BIOCUMPOSTING OF ORGANIC WASTES 9

Overview of composting process - Benefits of composting, Role of microorganisms in composting - Factors affecting the composting process - Waste Materials for Composting, Fundamentals of composting process - Composting technologies, Composting systems – Nonreactor Composting, Reactor composting - Compost Quality

TOTAL: 45 PERIODS

COURSE OUTCOMES

After completion of this course, the students should be able

1. To learn the various methods biological treatment
2. To know the details of waste biomass and its value addition
3. To develop the bioconversion processes to convert wastes to energy
4. To synthesize the chemicals and enzyme from wastes
5. To produce the biocompost from wastes
6. To apply the theoretical knowledge for the development of value added products

TEXT BOOKS

1. Antoine P. T., (2017) “Biofuels from Food Waste Applications of Saccharification Using Fungal Solid State Fermentation”, CRC press
2. Joseph C A., (2019)“Anaerobic Waste-Wastewater Treatment and Biogas Plants-A Practical Handbook”, CRC Press,

REFERENCE BOOKS

1. Palmiro P. and Oscar F.D’Urso, (2016) ‘Biotransformation of Agricultural Waste and By-Products’,The Food, Feed, Fibre, Fuel (4F) Economy, Elsevier
2. Kaur Brar S., Gurpreet Singh D. and Carlos R.S., (Eds), (2014)‘Biotransformation of Waste Biomass into High Value Biochemicals’, Springer.
3. Keikhosro K, Editor, (2015) ‘Lignocellulose-Based Bioproducts’, Springer.
4. John P, (2014) ‘Waste Management Practices-Municipal, Hazardous, and Industrial’, Second Edition, CRC Press, 2014

OBT356

LIFESTYLE DISEASES

L T P C
3 0 0 3

UNIT I INTRODUCTION 9

Lifestyle diseases – Definition ; Risk factors – Eating, smoking, drinking, stress, physical activity, illicit drug use ; Obesity, diabetes, cardiovascular diseases, respiratory diseases, cancer; Prevention – Diet and exercise.

UNIT II CANCER 9

Types - Lung cancer, Mouth cancer, Skin cancer, Cervical cancer, Carcinoma oesophagus; Causes Tobacco usage, Diagnosis – Biomarkers, Treatment

UNIT III CARDIOVASCULAR DISEASES 9

Coronary atherosclerosis – Coronary artery disease; Causes -Fat and lipids, Alcohol abuse -- Diagnosis - Electrocardiograph, echocardiograph, Treatment, Exercise and Cardiac rehabilitation

UNIT IV DIABETES AND OBESITY 9

Types of Diabetes mellitus; Blood glucose regulation; Complications of diabetes – Paediatric and adolescent obesity – Weight control and BMI

UNIT V RESPIRATORY DISEASES 9

Chronic lung disease, Asthma, COPD; Causes - Breathing pattern (Nasal vs mouth), Smoking – Diagnosis - Pulmonary function testing

TOTAL: 45 PERIODS

TEXT BOOKS:

1. R.Kumar&Meenal Kumar, "Guide to Prevention of Lifestyle Diseases", Deep & Deep Publications, 2003
2. Gary Eggar et al, "Lifestyle Medicine", 3rd Edition, Academic Press, 2017

REFERENCES:

1. James M.R, "Lifestyle Medicine", 2nd Edition, CRC Press, 2013
2. Akira Miyazaki et al, "New Frontiers in Lifestyle-Related Disease", Springer, 2008

OBT357

BIOTECHNOLOGY IN HEALTH CARE

L T P C
3 0 0 3

COURSE OBJECTIVES

The aim of this course is to

1. Create higher standard of knowledge on healthcare system and services
2. Prioritize advanced technologies for the diagnosis and treatment of various diseases

UNIT I PUBLIC HEALTH 9

Definition and Concept of Public Health, Historical aspects of Public Health, Changing Concepts of Public Health, Public Health versus Medical Care, Unique Features of Public Health, Determinants of Health (Social, Economic, Cultural, Environmental, Education, Genetics, Food and Nutrition). Indicators of health, Burden of disease, Role of different disciplines in Public Health.

UNIT II CLINICAL DISEASES 9

Communicable diseases: Chickenpox / Shingles, COVID-19, Tuberculosis, Hepatitis B, Hepatitis C, HIV / AIDS, Influenza, Swine flu. Non Communicable diseases: Diabetes mellitus, atherosclerosis, fatty liver, Obesity, Cancer

VERTICAL 1: FINTECH AND BLOCK CHAIN

CMG331

FINANCIAL MANAGEMENT

L T P C
3 0 0 3

LEARNING OBJECTIVES

1. To acquire the knowledge of the decision areas in finance.
2. To learn the various sources of Finance
3. To describe about capital budgeting and cost of capital.
4. To discuss on how to construct a robust capital structure and dividend policy
5. To develop an understanding of tools on Working Capital Management.

UNIT I INTRODUCTION TO FINANCIAL MANGEMENT 9

Definition and Scope of Finance Functions - Objectives of Financial Management - Profit Maximization and Wealth Maximization- Time Value of money- Risk and return concepts.

UNIT II . SOURCES OF FINANCE 9

Long term sources of Finance -Equity Shares – Debentures - Preferred Stock – Features – Merits and Demerits. Short term sources - Bank Sources, Trade Credit, Overdrafts, Commercial Papers, Certificate of Deposits, Money market mutual funds etc

UNIT III INVESTMENT DECISIONS 9

Investment Decisions: capital budgeting – Need and Importance – Techniques of Capital Budgeting -- Payback -ARR – NPV – IRR –Profitability Index.

Cost of Capital - Cost of Specific Sources of Capital - Equity -Preferred Stock- Debt - Reserves - Concept and measurement of cost of capital - Weighted Average Cost of Capital.

UNIT IV FINANCING AND DIVIDEND DECISION 9

Operating Leverage and Financial Leverage- EBIT-EPS analysis. Capital Structure – determinants of Capital structure- Designing an Optimum capital structure. Dividend policy - Aspects of dividend policy - practical consideration - forms of dividend policy - - Determinants of Dividend Policy

UNIT V WORKING CAPITAL DECISION 9

Working Capital Management: Working Capital Management - concepts - importance - Determinants of Working capital. Cash Management: Motives for holding cash – Objectives and Strategies of Cash Management. Receivables Management: Objectives - Credit policies.

TOTAL : 45 PERIODS

TEXT BOOKS

1. M.Y. Khan and P.K.Jain Financial management, Text, Tata McGraw Hill
2. M. Pandey Financial Management, Vikas Publishing House Pvt. Ltd

REFERENCES .

1. James C. Vanhorne –Fundamentals of Financial Management– PHI Learning,.
2. Prasanna Chandra, Financial Management,
3. Srivatsava, Mishra, Financial Management, Oxford University Press, 2011

OBJECTIVES:

1. Describe the investment environment in which investment decisions are taken.
2. Explain how to Value bonds and equities
3. Explain the various approaches to value securities
4. Describe how to create efficient portfolios through diversification
5. Discuss the mechanism of investor protection in India.

UNIT 1: THE INVESTMENT ENVIRONMENT 9

The investment decision process, Types of Investments – Commodities, Real Estate and Financial Assets, the Indian securities market, the market participants and trading of securities, security market indices, sources of financial information, Concept of return and risk, Impact of Taxes and Inflation on return.

UNIT 2: FIXED INCOME SECURITIES 9

Bond features, types of bonds, estimating bond yields, Bond Valuation types of bond risks, default risk and credit rating.

UNIT 3: APPROACHES TO EQUITY ANALYSIS 9

Introduction to Fundamental Analysis, Technical Analysis and Efficient Market Hypothesis, dividend capitalisation models, and price-earnings multiple approach to equity valuation.

UNIT 4: PORTFOLIO ANALYSIS AND FINANCIAL DERIVATIVES 9

Portfolio and Diversification, Portfolio Risk and Return; Mutual Funds; Introduction to Financial Derivatives; Financial Derivatives Markets in India

UNIT 5: INVESTOR PROTECTION 9

Role of SEBI and stock exchanges in investor protection; Investor grievances and their redressal system, insider trading, investors' awareness and activism

TOTAL: 45 PERIODS**REFERENCES:**

1. Charles P. Jones, Gerald R. Jensen. Investments: analysis and management. Wiley, 14TH Edition, 2019.
2. Chandra, Prasanna. Investment analysis and portfolio management. McGraw-hill education, 5th, Edition, 2017.
3. Rustagi, R. P. Investment Management Theory and Practice. Sultan Chand & Sons, 2021.
4. Zvi Bodie, Alex Kane, Alan J Marcus, Pitabhus Mohanty, Investments, McGraw Hill Education (India), 11 Edition (SIE), 2019

OBJECTIVES

- Understand the Banking system in India
- Grasp how banks raise their sources and how they deploy it
- Understand the development in banking technology
- Understand the financial services in India
- Understand the insurance Industry in India

UNIT I INTRODUCTION TO INDIAN BANKING SYSTEM 9

Overview of Banking system – Structure – Functions – Banking system in India - Key Regulations in Indian Banking sector – RBI. Relationship between Banker and Customer - Retail & Wholesale Banking – types of Accounts - Opening and operation of Accounts.

UNIT II MANAGING BANK FUNDS/ PRODUCTS 9

Liquid Assets - Investment in securities - Advances - Loans. Negotiable Instruments – Cheques, Bills of Exchange & Promissory Notes. Designing deposit schemes – Asset and Liability Management – NPA's – Current issues on NPA's – M&A's of banks into securities market

UNIT III DEVELOPMENT IN BANKING TECHNOLOGY 9

Payment system in India – paper based – e payment – electronic banking – plastic money – e-money – forecasting of cash demand at ATM's – The Information Technology Act, 2000 in India – RBI's Financial Sector Technology vision document – security threats in e-banking & RBI's Initiative.

UNIT IV FINANCIAL SERVICES 9

Introduction – Need for Financial Services – Financial Services Market in India – NBFC – Leasing and Hire Purchase – mutual funds. Venture Capital Financing – Bill discounting – factoring – Merchant Banking

UNIT V INSURANCE 9

Insurance – Concept - Need - History of Insurance industry in India. Insurance Act, 1938 – IRDA – Regulations – Life Insurance - Annuities and Unit Linked Policies - Lapse of the Policy – revival – settlement of claim

TOTAL : 45 PERIODS**REFERENCES :**

1. Padmalatha Suresh and Justin Paul, "Management of Banking and Financial Services, Pearson, Delhi, 2017.
2. Meera Sharma, "Management of Financial Institutions – with emphasis on Bank and Risk Management", PHI Learning Pvt. Ltd., New Delhi 2010
3. Peter S. Rose and Sylvia C. and Hudgins, "Bank Management and Financial Services", Tata McGraw Hill, New Delhi, 2017

**CMG334 INTRODUCTION TO BLOCKCHAIN AND ITS APPLICATIONS LT P C
3 0 0 3**

UNIT I INTRODUCTION TO BLOCKCHAIN 9

Blockchain: The growth of blockchain technology - Distributed systems - The history of blockchain and Bitcoin - Features of a blockchain - Types of blockchain, Consensus: Consensus mechanism - Types of consensus mechanisms - Consensus in blockchain. Decentralization: Decentralization using blockchain - Methods of decentralization - Routes to decentralization- Blockchain and full ecosystem decentralization - Smart contracts - Decentralized Organizations- Platforms for decentralization.

UNIT II INTRODUCTION TO CRYPTOCURRENCY 9

Bitcoin – Digital Keys and Addresses – Transactions – Mining – Bitcoin Networks and Payments – Wallets – Alternative Coins – Theoretical Limitations – Bitcoin limitations – Name coin – Prime coin – Zcash – Smart Contracts – Ricardian Contracts- Deploying smart contracts on a blockchain

UNIT III ETHEREUM 9

Introduction - The Ethereum network - Components of the Ethereum ecosystem - Transactions and messages - Ether cryptocurrency / tokens (ETC and ETH) - The Ethereum Virtual Machine (EVM), Ethereum Development Environment: Test networks - Setting up a private net - Starting up the private network

UNIT IV WEB3 AND HYPERLEDGE ` 9

Introduction to Web3 – Contract Deployment – POST Requests – Development Frameworks – Hyperledger as a Protocol – The Reference Architecture – Hyperledger Fabric – Distributed Ledger – Corda.

UNIT V EMERGING TRENDS 9

Kadena – Ripple – Rootstock – Quorum – Tendermint – Scalability – Privacy – Other Challenges – Blockchain Research – Notable Projects – Miscellaneous Tools.

TOTAL: 45 PERIODS

REFERENCE

1. Imran. Bashir. Mastering block chain: Distributed Ledger Technology, Decentralization, and Smart Contracts Explained. Packt Publishing, 2nd Edition, 2018
2. Peter Borovykh , Blockchain Application in Finance, Blockchain Driven, 2nd Edition, 2018
3. ArshdeepBahga, Vijay Madiseti, “Blockchain Applications: A Hands On Approach”, VPT, 2017.

**CMG335 FINTECH PERSONAL FINANCE AND PAYMENTS LT P C
3 0 0 3**

UNIT I CURRENCY EXCHANGE AND PAYMENT 9

Understand the concept of Crypto currency- Bitcoin and Applications -Cryptocurrencies and Digital Crypto Wallets -Types of Cryptocurrencies - Cryptocurrencies and Applications, block chain, Artificial Intelligence, machine learning. Fintech users, Individual Payments, RTGS Systems, Immediate Page 54 of 90 Payment Service (IMPS), Unified Payments Interface (UPI).Legal and Regulatory Implications of Crypto currencies, Payment systems and their regulations.Digital Payments Smart Cards, Stored-Value Cards, EC Micropayments, Payment Gateways, Mobile Payments, Digital and Virtual Currencies, Security, Ethical, Legal, Privacy, and Technology Issues

UNIT II DIGITAL FINANCE AND ALTERNATIVE FINANCE 9
A Brief History of Financial Innovation, Digitization of Financial Services, Crowd funding, Charity and Equity,. Introduction to the concept of Initial Coin Offering

UNIT III INSURETECH 9
InsurTech Introduction , Business model disruption AI/ML in InsurTech IoT and InsurTech ,Risk Modeling ,Fraud Detection Processing claims and Underwriting Innovations in Insurance Services

UNIT IV PEER TO PEER LENDING 9
P2P and Marketplace Lending, New Models and New Products in market place lending P2P Infrastructure and technologies , Concept of Crowdfunding Crowdfunding Architecture and Technology ,P2P and Crowdfunding unicorns and business models , SME/MSME Lending: Unique opportunities and Challenges, Solutions and Innovations

UNIT V REGULATORY ISSUES 9
FinTech Regulations: Global Regulations and Domestic Regulations, Evolution of RegTech, RegTech Ecosystem: Financial Institutions, RegTech Ecosystem: StartupsRegTech, Startups: Challenges, RegTech Ecosystem: Regulators, Use of AI in regulation and Fraud detection

TOTAL : 45 PERIODS

REFERENCES:

1. Swanson Seth, Fintech for Beginners: Understanding and Utilizing the power of technology, Createspace Independent Publishing Platform,2016.
2. Models AuTanda, Fintech Bigtech And Banks Digitalization and Its Impact On Banking Business, Springer, 2019
3. Henning Diedrich, Ethereum: Blockchains, Digital Assets, Smart Contracts, Decentralized Autonomous Organizations, Wildfire Publishing, 2016
4. Jacob William, FinTech:TheBeginner's Guide to Financial Technology, Createspace Independent Publishing Platform, 2016
5. IIBF, Digital Banking, Taxmann Publication, 2016
6. Jacob William, Financial Technology, Create space Independent Pub, 2016
7. Luke Sutton, Financial Technology: Bitcoin & Blockchain, Createspace Independent Pub, 2016

CMG336

INTRODUCTION TO FINTECH

**LT P C
3 0 0 3**

OBJECTIVES:

1. To learn about history, importance and evolution of Fintech
2. To acquire the knowledge of Fintech in payment industry
3. To acquire the knowledge of Fintech in insurance industry
4. To learn the Fintech developments around the world
5. To know about the future of Fintech

UNIT I INTRODUCTION 9

Fintech - Definition, History, concept, meaning, architecture, significance, Goals, key areas in Fintech, Importance of Fintech, role of Fintech in economic development, opportunities and challenges in Fintech, Evolution of Fintech in different sectors of the industry - Infrastructure, Banking Industry, Startups and Emerging Markets, recent developments in FinTech, future prospects and potential issues with Fintech.

UNIT II PAYMENT INDUSTRY 9

FinTech in Payment Industry-Multichannel digital wallets, applications supporting wallets, onboarding and KYC application, FinTech in Lending Industry- Formal lending, Informal lending, P2P lending, POS lending, Online lending, Payday lending, Microfinance, Crowdfunding.

UNIT III INSURANCE INDUSTRY 9

FinTech in Wealth Management Industry-Financial Advice, Automated investing, Socially responsible investing, Fractional Investing, Social Investing. FinTech in Insurance Industry- P2P insurance, On-Demand Insurance, On-Demand Consultation, Customer engagement through Quote to sell, policy servicing, Claims Management, Investment linked health insurance.

UNIT IV FINTECH AROUND THE GLOBE 9

FinTech developments - US, Europe and UK, Germany, Sweden, France, China, India, Africa, Australia, New Zealand, Brazil and Middle East, Regulatory and Policy Assessment for Growth of FinTech. FinTech as disruptors, Financial institutions collaborating with FinTech companies, The new financial world.

UNIT V FUTURE OF FINTECH 9

How emerging technologies will change financial services, the future of financial services, banking on innovation through data, why FinTech banks will rule the world, The FinTech Supermarket, Banks partnering with FinTech start-ups, The rise of BankTech, Fintech impact on Retail Banking, A future without money, Ethics in Fintech.

TOTAL:45 PERIODS

REFERENCES

1. Arner D., Barbers J., Buckley R, The evolution of FinTech: a new post crisis paradigm, University of New South Wales Research Series, 2015
2. Susanne Chishti, Janos Barberis, The FINTECH Book: The Financial Technology Handbook for Investors, Entrepreneurs and Visionaries, Wiley Publications, 2016
3. Richard Hayen, FinTech: The Impact and Influence of Financial Technology on Banking and the Finance Industry, 2016
4. Parag Y Arjunwadkar, FinTech: The Technology Driving Disruption in the financial service industry CRC Press, 2018
5. Sanjay Phadke, Fintech Future : The Digital DNA of Finance Paperback .Sage Publications, 2020
6. Pranay Gupta, T. Mandy Tham, Fintech: The New DNA of Financial Services Paperback, 2018

VERTICAL 2: ENTREPRENEURSHIP

**CMG337 FOUNDATIONS OF ENTREPRENERUSHIP L T P C
3 0 0 3**

COURSE OBJECTIVES:

- To develop and strengthen the entrepreneurial quality and motivation of learners.
- To impart the entrepreneurial skills and traits essential to become successful entrepreneurs.
- To apply the principles and theories of entrepreneurship and management in Technology oriented businessess.
- To empower the learners to run a Technology driven business efficiently and effectively

- UNIT I INTRODUCTION TO ENTREPRENEURSHIP 9**
 Entrepreneurship- Definition, Need, Scope - Entrepreneurial Skill & Traits - Entrepreneur vs. Intrapreneur; Classification of entrepreneurs, Types of entrepreneurs -Factors affecting entrepreneurial development – Achievement Motivation – Contributions of Entrepreneurship to Economic Development.
- UNIT II BUSINESS OWNERSHIP & ENVIRONMENT 9**
 Types of Business Ownership – Business Environmental Factors – Political-Economic-Sociological-Technological-Environmental-Legal aspects – Human Resources Mobilisation-Basics of Managing Finance- Essentials of Marketing Management - Production and Operations Planning – Systems Management and Administration
- UNIT III FUNDAMENTALS OF TECHNOPRENEURSHIP 9**
 Introduction to Technopreneurship - Definition, Need, Scope- Emerging Concepts- Principles - Characteristics of a technopreneur - Impacts of Technopreneurship on Society – Economy- Job Opportunities in Technopreneurship - Recent trends
- UNIT IV APPLICATIONS OF TECHNOPRENEURSHIP 9**
 Technology Entrepreneurship - Local, National and Global practices - Intrapreneurship and Technology interactions, Networking of entrepreneurial activities – Launching - Managing Technology based Product / Service entrepreneurship -- Success Stories of Technopreneurs - Case Studies
- UNIT 5 EMERGING TRENDS IN ENTREPRENEURSHIP 9**
 Effective Business Management Strategies For Franchising - Sub-Contracting- Leasing- Technopreneurs – Agripreneurs - Netpreneurs- Portfolio entrepreneurship - NGO Entrepreneurship – Recent Entrepreneurial Developments - Local – National – Global perspectives.

TOTAL45 : PERIODS

OUTCOMES:

Upon completion of this course, the student should be able to:

- CO 1 Learn the basics of Entrepreneurship
- CO 2 Understand the business ownership patterns and environment
- CO 3 Understand the Job opportunities in Industries relating to Technopreneurship
- CO 4 Learn about applications of technopreneurship and successful technopreneurs
- CO 5 Acquaint with the recent and emerging trends in entrepreneurship

TEXT BOOKS:

1. S.S.Khanka, "Entrepreneurial Development" S.Chand & Co. Ltd. Ram Nagar New Delhi, 2021.
2. Donal F Kuratko Entrepreneurship (11th Edition) Theory, Process, Practice by Published 2019 by Cengage Learning.

REFERENCES :

1. Daniel Mankani. 2003. Technopreneurship: The successful Entrepreneur in the new Economy. Prentice Hall
2. Edward Elgar. 2007. Entrepreneurship, Cooperation and the Firm: The Emergence and Survival of High-Technology Ventures in Europe. Ed: Jan Ulijn, Dominique Drillon, and Frank Lasch. Wiley Pub.
3. Lang, J. 2002, The High Tech Entrepreneur's Handbook, Ft.com.
4. David Sheff 2002, China Dawn: The Story of a Technology and Business Revolution,

5. HarperBusiness, <https://fanny.staff.uns.ac.id/files/2013/12/Technopreneur-BASED-EDUCATION-REVOLUTION.pdf>
6. JumpStart: A Technopreneurship Fable, Dennis Posadas, (Singapore: Pearson Prentice Hall, 2009)
7. Basics of Technopreneurship: Module 1.1-1.2, Frederico Gonzales, President-PESO Inc; M. Barcelon, UP
8. Journal articles pertaining to Entrepreneurship

CMG338 TEAM BUILDING & LEADERSHIP MANAGEMENT FOR BUSINESS L T P C
3 0 0 3

COURSE OBJECTIVES:

- To develop and strengthen the Leadership qualities and motivation of learners.
- To impart the Leadership skills and traits essential to become successful entrepreneurs.
- To apply the principles and theories of Team Building in managing Technology oriented businesses.
- To empower the learners to build robust teams for running and leading a business efficiently and effectively

UNIT I INTRODUCTION TO MANAGING TEAMS 9

Introduction to Team - Team Dynamics - Team Formation – Stages of Team Development - Enhancing teamwork within a group - Team Coaching - Team Decision Making - Virtual Teams - Self Directed Work Teams (SDWTs) -Multicultural Teams.

UNIT II MANAGING AND DEVELOPING EFFECTIVE TEAMS 9

Team-based Organisations- Leadership roles in team-based organisations - Offsite training and team development - Experiential Learning - Coaching and Mentoring in team building - Building High-Performance Teams - Building Credibility and Trust - Skills for Developing Others - Team Building at the Top - Leadership in Teamwork Effectiveness.

UNIT III INTRODUCTION TO LEADERSHIP 9

Introduction to Leadership - Leadership Myths – Characteristics of Leader, Follower and Situation - Leadership Attributes - Personality Traits and Leadership- Intelligence Types and Leadership - Power and Leadership - Delegation and Empowerment .

UNIT IV LEADERSHIP IN ORGANISATIONS 9

Leadership Styles – LMX Theory- Leadership Theory and Normative Decision Model - Situational Leadership Model - Contingency Model and Path Goal Theory – Transactional and Transformational Leadership - Charismatic Leadership - Role of Ethics and Values in Organisational Leadership.

UNIT V LEADERSHIP EFFECTIVENESS 9

Leadership Behaviour - Assessment of Leadership Behaviors - Destructive Leadership - Motivation and Leadership - Managerial Incompetence and Derailment Conflict Management - Negotiation and Leadership - Culture and Leadership - Global Leadership – Recent Trends in Leadership.

TOTAL: 45 PERIODS

Branding - Advantages and disadvantages of branding Pricing - Factors Affecting Price Decisions - Cost Based Pricing - Value Based and Competition Based Pricing - Pricing Strategies - National and Global Pricing.

UNIT IV PROMOTION AND DISTRIBUTION MANAGEMENT 9

Introduction to Promotion – Marketing Channels- Integrated Marketing Communications (IMC) - Introduction to Advertising and Sales Promotion – Basics of Public Relations and Publicity - Personal Selling - Process - Direct Marketing - Segmentation, Targeting and Positioning (STP)-Logistics Management- Introduction to Retailing and Wholesaling.

UNIT V CONTEMPORARY ISSUES IN MARKETING MANAGEMENT 9

Introduction - Relationship Marketing Vs. Relationship Management - Customer Relationship Management (CRM) - Forms of Relationship Management - CRM practices - Managing Customer Loyalty and Development – Buyer-Seller Relationships- Buying Situations in Industrial / Business Market - Buying Roles in Industrial Marketing - Factors that Influence Business - Services Marketing - E-Marketing or Online Marketing.

TOTAL: 45 PERIODS

COURSE OUTCOMES:

After completion of this course, the students will be able to:

- CO1 Have the awareness of marketing management process
- CO 2 Understand the marketing environment
- CO 3 Acquaint about product and pricing strategies
- CO 4 Knowledge of promotion and distribution in marketing management.
- CO 5 Comprehend the contemporary marketing scenarios and offer solutions to marketing issues.

REFERENCES:

1. Marketing Management, Sherlekar S.A, Himalaya Publishing House, 2016.
2. Marketing Management , Philip Kotler and Kevin Lane Keller, PHI 15th Ed, 2015.
- 3 Marketing Management- An Indian perspective, Vijay Prakash Anand, Biztantra, Second edition, 2016.
4. Marketing Management Global Perspective, Indian Context, V.S.Ramaswamy & S.Namakumari, Macmillan Publishers India,5th edition, 2015.
5. Marketing Management, S.H.H. Kazmi, 2013, Excel Books India.
6. Marketing Management- text and Cases, Dr. C.B.Gupta & Dr. N.Rajan Nair, 17th edition, 2016.

CMG341 HUMAN RESOURCE MANAGEMENT FOR ENTREPRENEURS L T P C
3 0 0 3

OBJECTIVES:

1. To introduce the basic concepts, structure and functions of human resource management for entrepreneurs.
2. To create an awareness of the roles, functions and functioning of human resource department.
3. To understand the methods and techniques followed by Human Resource Management practitioners.

UNIT I INTRODUCTION TO HRM 9

Concept, Definition, Objectives- Nature and Scope of HRM - Evolution of HRM - HR Manager Roles- Skills - Personnel Management Vs. HRM - Human Resource Policies - HR Accounting - HR Audit - Challenges in HRM.

UNIT II HUMAN RESOURCE PLANNING 9
HR Planning - Definition - Factors- Tools - Methods and Techniques - Job analysis- Job rotation- Job Description - Career Planning - Succession Planning - HRIS - Computer Applications in HR - Recent Trends

UNIT III RECRUITMENT AND SELECTION 9
Sources of recruitment- Internal Vs. External - Domestic Vs. Global Sources -eRecruitment - Selection Process- Selection techniques -eSelection- Interview Types- Employee Engagement.

UNIT IV TRAINING AND EMPLOYEE DEVELOPMENT 9
Types of Training - On-The-Job, Off-The-Job - Training Needs Analysis – Induction and Socialisation Process - Employee Compensation - Wages and Salary Administration – Health and Social Security Measures- Green HRM Practices

UNIT V CONTROLLING HUMAN RESOURCES 9
Performance Appraisal – Types - Methods - Collective Bargaining - Grievances Redressal Methods – Employee Discipline – Promotion – Demotion - Transfer – Dismissal - Retrenchment - Union Management Relationship - Recent Trends

TOTAL : 45 PERIODS

COURSE OUTCOMES:

Upon completion of this course the learners will be able:

CO 1 To understand the Evolution of HRM and Challenges faced by HR Managers

CO 2 To learn about the HR Planning Methods and practices.

CO 3 To acquaint about the Recruitment and Selection Techniques followed in Industries.

CO 4 To known about the methods of Training and Employee Development.

CO 5 To comprehend the techniques of controlling human resources in organisations.

REFERENCES:

- 1) Gary Dessler and Biju Varkkey, Human Resource Management, 14e , Pearson, 2015.
- 2) Mathis and Jackson, Human Resource Management, Cengage Learning 15e, 2017.
- 3) David A. Decenzo, Stephen.P.Robbins, and Susan L. Verhulst, Human Resource Management, Wiley, International Student Edition, 11th Edition, 2014
- 4) R. Wayne Mondy, Human Resource Management, Pearson , 2015.
- 5) Luis R.Gomez-Mejia, David B.Balkin, Robert L Cardy. Managing Human Resource. PHI Learning. 2012
- 6) John M. Ivancevich, Human Resource Management,12e, McGraw Hill Irwin,2013.
- 7) K. Aswathappa, Sadhna Dash , Human Resource Management - Text and Cases , 9th Edition, McGraw Hill, 2021.
- 8) Uday Kumar Haldar, Juthika Sarkar. Human Resource management. Oxford. 2012

CMG342 FINANCING NEW BUSINESS VENTURES

**L T P C
3 0 0 3**

COURSE OBJECTIVES:

- To develop the basics of business venture financing.
- To impart the knowledge essential for entrepreneurs for financing new ventures.
- To acquaint the learners with the sources of debt and quity financing.
- To empower the learners towards fund rasiing for new ventures effectively.

UNIT I ESSENTIALS OF NEW BUSINESS VENTURE 9
Setting up new Business Ventures – Need - Scope - Franchising - Location Strategy, Registration Process - State Directorate of Industries- Financing for New Ventures - Central and State Government Agencies - Types of loans – Financial Institutions - SFC, IDBI, NSIC and SIDCO.

UNIT II INTRODUCTION TO VENTURE FINANCING 9
Venture Finance – Definition – Historic Background - Funding New Ventures- Need – Scope – Types - Cost of Project - Means of Financing - Estimation of Working Capital - Requirement of funds – Mix of Debt and Equity - Challenges and Opportunities.

UNIT III SOURCES OF DEBT FINANCING 9
Fund for Capital Assets - Term Loans - Leasing and Hire-Purchase - Money Market instruments – Bonds, Corporate Papers – Preference Capital- Working Capital Management- Fund based Credit Facilities - Cash Credit - Over Draft.

UNIT IV SOURCES OF EQUITY FINANCING 9
Own Capital, Unsecured Loan - Government Subsidies , Margin Money- Equity Funding - Private Equity Fund- Schemes of Commercial banks - Angel Funding – Crowdfunding- Venture Capital.

UNIT V METHODS OF FUND RAISING FOR NEW VENTURES 9
Investor Decision Process - Identifying the appropriate investors- Targeting investors- Developing Relationships with investors - Investor Selection Criteria- Company Creation- Raising Funds - Seed Funding- VC Selection Criteria – Process- Methods- Recent Trends
TOTAL: 45 PERIODS

OUTCOMES:

Upon completion of this course, the students should be able to:

- CO 1 Learn the basics of starting a new business venture.
- CO 2 Understand the basics of venture financing.
- CO 3 Understand the sources of debt financing.
- CO 4 Understand the sources of equity financing.
- CO 5 Acquaint with the methods of fund raising for new business ventures.

REFERENCES :

- 1) Principles of Corporate Finance by Brealey and Myers et al., 12TH ed, McGraw Hill Education (India) Private Limited, 2018
- 2) Prasanna Chandra, Projects : Planning , Analysis, Selection Financing, Implementation and Review, McGraw Hill Education India Pvt Ltd , New Delhi , 2019.
- 3) Introduction to Project Finance. Andrew Fight, Butterworth-Heinemann, 2006.
- 4) Metrick, Andrew; Yasuda, Ayako. Venture Capital And The Finance Of Innovation. Venture Capital And The Finance Of Innovation, 2nd Edition, Andrew Metrick And Ayako Yasuda, Eds., John Wiley And Sons, Inc, 2010.
- 5) Feld, Brad; Mendelson, Jason. Venture Deals. Wiley, 2011.
- 6) May, John; Simons, Cal. Every Business Needs An Angel: Getting The Money You Need To Make Your Business Grow. Crown Business, 2001.
- 7) Gompers, Paul Alan; Lerner, Joshua. The Money Of Invention: How Venture Capital Creates New Wealth. Harvard Business Press, 2001.
- 8) Camp, Justin J. Venture Capital Due Diligence: A Guide To Making Smart Investment Choices And Increasing Your Portfolio Returns. John Wiley & Sons, 2002.
- 9) Byers, Thomas. Technology Ventures: From Idea To Enterprise. McGraw-Hill Higher Education, 2014.
- 10) Lerner, Josh; Leamon, Ann; Hardyman, Felda. Venture Capital, Private Equity, And The Financing Of Entrepreneurship. 2012.

UNIT-II	(9)
1. Fundamental Rights	
2. Fundamental Duties	
3. Directive Principles of State Policy	
UNIT-III	(9)
1. President	
2. Parliament	
3. Supreme Court	
UNIT-IV	(9)
1. Governor	
2. State Legislature	
3. High Court	
UNIT-V	(9)
1. Secularism	
2. Social Justice	
3. Minority Safeguards	

TOTAL: 45 PERIODS

REFERENCES:

1. Basu. D.D.: Introduction to Indian Constitution ; Prentice Hall; New Delhi.
2. Kapur. A.C: Indian Government and Political System; S.Chand and Company Ltd., New Delhi.
3. Johari J.C.: Indian Politics, Vishal Publications Ltd, New Delhi
4. Agarwal R.C: Indian Political System; S.Chand & Co., New Delhi

CMG345	PUBLIC PERSONNEL ADMINISTRATION	L T P C 3 0 0 3
---------------	--	----------------------------------

UNIT-I	(9)
1. Meaning, Scope and Importance of Personnel Administration	
2. Types of Personnel Systems: Bureaucratic, Democratic and Representative systems	
UNIT-II	(9)
1. Generalist Vs Specialist	
2. Civil Servants' Relationship with Political Executive	
3. Integrity in Administration.	
UNIT-III	(9)
1. Recruitment: Direct Recruitment and Recruitment from Within	
2. Training: Kinds of Training	
3. Promotion	
UNIT-IV	(9)
1. All India Services	
2. Service Conditions	
3. State Public Service Commission	

UNIT-V**(9)**

1. Employer Employee Relations
2. Wage and Salary Administration
3. Allowances and Benefits

TOTAL: 45 PERIODS**REFERENCES:**

1. Stahl Glean O: Public Personnel Administration
2. Parnandikar Pai V.A: Personnel System for Development Administration.
3. Bhambhiru . P: Bureaucracy and Policy in India.
4. Dwivedi O.P and Jain R.B: India's Administrative state.
5. Muttalis M.A: Union Public Service Commission.
6. Bhakara Rao .V: Employer Employee Relations in India.
7. Davar R.S. Personnel Management & Industrial Relations

CMG346**ADMINISTRATIVE THEORIES****L T P C
3 0 0 3****UNIT I****(9)**

Meaning, Scope and significance of Public Administration, Evolution of Public Administration as a discipline and Identity of Public Administration

UNIT II**(9)**

Theories of Organization: Scientific Management Theory, Classical Model, Human Relations Theory

UNIT III**(9)**

Organization goals and Behaviour, Groups in organization and group dynamics, Organizational Design.

UNIT IV**(9)**

Motivation Theories, content, process and contemporary; Theories of Leadership: Traditional and Modern: Process and techniques of decision-making

UNIT V**(9)**

Administrative thinkers: Kautilya, Woodrow Willson, C.I. Barnard . Peter Drucker

TOTAL: 45 PERIODS**REFERENCES:**

1. Crozier M : The Bureaucratic phenomenon (Chand)
2. Blau. P.M and Scott. W : Formal Organizations (RKP)
3. Presthus. R : The Organizational Society (MAC)
4. Alvi, Shum Sun Nisa : Eminent Administrative Thinkers.
5. Keith Davis : Organization Theory (MAC)

CMG347

INDIAN ADMINISTRATIVE SYSTEM

L T P C
3 0 0 3

UNIT I

(9)

Evolution and Constitutional Context of Indian Administration, Constitutional Authorities: Finance Commission, Union Public Services Commission, Election Commission, Comptroller and Auditor General of India, Attorney General of India

UNIT II

(9)

Role & Functions of the District Collector, Relationship between the District Collector and Superintendent of Police, Role of Block Development Officer in development programmes, Local Government

UNIT III

(9)

Main Features of 73rd Constitutional Amendment Act 1992, Salient Features of 74th Constitutional Amendment Act 1992

UNIT IV

(9)

Coalition politics in India, Integrity and Vigilance in Indian Administration

UNIT V

(9)

Corruption – Ombudsman, Lok Pal & Lok Ayuktha

TOTAL: 45 PERIODS

REFERENCES:

1. S.R. Maheswari : Indian Administration
2. Khera. S.S : Administration in India
3. Ramesh K. Arora : Indian Public Administration
4. T.N. Chaturvedi : State administration in India
5. Basu, D.D : Introduction to the Constitution of India

CMG348

PUBLIC POLICY ADMINISTRATION

L T P C
3 0 0 3

UNIT-I

(9)

Meaning and Definition of Public Policy - Nature, Scope and Importance of public policy – Public policy relationship with social sciences especially with political science and Public Administration.

UNIT-II

(9)

Approaches in Policy Analysis - Institutional Approach – Incremental Approach and System's Approach – Dror's Optimal Model

UNIT-III

(9)

Major stages involved in Policy making Process – Policy Formulation – Policy Implementation –Policy Evaluation.

UNIT-IV

(9)

Institutional Framework of Policy making – Role of Bureaucracy – Role of Interest Groups and Role of Political Parties.

UNIT-V**(9)**

Introduction to the following Public Policies – New Economic Policy – Population Policy – Agriculture policy - Information Technology Policy.

TOTAL: 45 PERIODS**REFERENCES:**

1. Rajesh Chakrabarti & Kaushik Sanyal : Public Policy in India, Oxford University Press, 2016.
2. Kuldeep Mathur : Public Policy and Politics in India, Oxford University Press, 2016.
3. Bidyutv Chakrabarty: Public Policy: Concept, Theory and Practice, 2015.
4. Pradeep Saxena : Public Policy Administration and Development
5. Sapru R.K. : Public Policy: Formulation, Implementation and Evaluation, Sterling Publishers, 2016.

VERTICAL 4: BUSINESS DATA ANALYTICS**CMG349****STATISTICS FOR MANAGEMENT****L T P C
3 0 0 3****OBJECTIVE:**

- To learn the applications of statistics in business decision making.

UNIT I INTRODUCTION**9**

Basic definitions and rules for probability, Baye's theorem and random variables, Probability distributions: Binomial, Poisson, Uniform and Normal distributions.

UNIT II SAMPLING DISTRIBUTION AND ESTIMATION**9**

Introduction to sampling distributions, Central limit theorem and applications, sampling techniques, Point and Interval estimates of population parameters.

UNIT III TESTING OF HYPOTHESIS - PARAMETIRC TESTS**9**

Hypothesis testing: one sample and two sample tests for means of large samples (z-test), one sample and two sample tests for means of small samples (t-test), ANOVA one way.

UNIT IV NON-PARAMETRIC TESTS**9**

Chi-square tests for independence of attributes and goodness of fit, Kolmogorov-Smirnov – test for goodness of fit, Mann – Whitney U test and Kruskal Wallis test.

UNIT V CORRELATION AND REGRESSION**9**

Correlation –Rank Correlation – Regression – Estimation of Regression line – Method of Least Squares – Standard Error of estimate.

TOTAL:45 PERIODS**OUTCOMES:**

- To facilitate objective solutions in business decision making.
- To understand and solve business problems
- To apply statistical techniques to data sets, and correctly interpret the results.
- To develop skill-set that is in demand in both the research and business environments
- To enable the students to apply the statistical techniques in a work setting.

REFERENCES:

1. Richard I. Levin, David S. Rubin, Masood H.Siddiqui, Sanjay Rastogi, Statistics for Management, Pearson Education, 8th Edition, 2017.
2. Prem. S. Mann, Introductory Statistics, Wiley Publications, 9th Edition, 2015.
3. T N Srivastava and Shailaja Rego, Statistics for Management, Tata McGraw Hill, 3rd Edition 2017.
4. Ken Black, Applied Business Statistics, 7th Edition, Wiley India Edition, 2012.
5. David R. Anderson, Dennis J. Sweeney, Thomas A.Williams, Jeffrey D.Camm, James
6. Cochran, Statistics for business and economics, 13th edition, Thomson (South – Western) Asia, Singapore, 2016.
7. N. D. Vohra, Business Statistics, Tata McGraw Hill, 2017.

CMG350**DATAMINING FOR BUSINESS INTELLIGENCE****L T P C
3 0 0 3****OBJECTIVES:**

- To know how to derive meaning form huge volume of data and information.
- To understand how knowledge discovering process is used in business decision making.

UNIT I INTRODUCTION**9**

Data mining, Text mining, Web mining, Data ware house.

UNIT II DATA MINING PROCESS**9**Datamining process – KDD, CRISP-DM, SEMMA
Prediction performance measures**UNIT III PREDICTION TECHNIQUES****9**

Data visualization, Time series – ARIMA, Winter Holts,

UNIT IV CLASSIFICATION AND CLUSTERING TECHNIQUES**9**

Classification, Association, Clustering.

UNIT V MACHINE LEARNING AND AI**9**

Genetic algorithms, Neural network, Fuzzy logic, Ant Colony optimization, Particle Swarm optimization

TOTAL: 45 PERIODS**OUTCOMES:**

1. Learn to apply various data mining techniques into various areas of different domains.
2. Be able to interact competently on the topic of data mining for business intelligence.
3. Apply various prediction techniques.
4. Learn about supervised and unsupervised learning technique.
5. Develop and implement machine learning algorithms

REFERENCES:

1. Jaiwei Ham and Micheline Kamber, Data Mining concepts and techniques, Kauffmann Publishers 2006
2. Efraim Turban, Ramesh Sharda, Jay E. Aronson and David King, Business Intelligence, Prentice Hall, 2008.
3. W.H.Inmon, Building the Data Warehouse, fourth edition Wiley India pvt. Ltd. 2005.

4. Ralph Kimball and Richard Merz, The data warehouse toolkit, John Wiley, 3rd edition, 2013.
5. Michel Berry and Gordon Linoff, Mastering Data mining, John Wiley and Sons Inc, 2nd Edition, 2011
6. Michel Berry and Gordon Linoff, Data mining techniques for Marketing, Sales and Customer support, John Wiley, 2011
7. G. K. Gupta, Introduction to Data mining with Case Studies, Prentice hall of India, 2011
8. Giudici, Applied Data mining – Statistical Methods for Business and Industry, John Wiley, 2009
9. Elizabeth Vitt, Michael Luckevich Stacia Misner, Business Intelligence, Microsoft, 2011
10. Michalewicz Z., Schmidt M. Michalewicz M and Chiriac C, Adaptive Business Intelligence, Springer – Verlag, 2007
11. Galit Shmueli, Nitin R. Patel and Peter C. Bruce, Data Mining for Business Intelligence – Concepts, Techniques and Applications Wiley, India, 2010.

CMG351

HUMAN RESOURCE ANALYTICS

**L T P C
3 0 0 3**

OBJECTIVES:

- To develop the ability of the learners to define and implement HR metrics that are aligned with the overall business strategy.
- To know the different types of HR metrics and understand their respective impact and application.
- To understand the impact and use of HR metrics and their connection with HR analytics.
- To understand common workforce issues and resolving them using people analytics.

UNIT I INTRODUCTION TO HR ANALYTICS 9

People Analytics - stages of maturity - Human Capital in the Value Chain : impact on business – HR metrics and KPIs.

UNIT II HR ANALYTICS I: RECRUITMENT 9

Recruitment Metrics : Fill-up ratio - Time to hire - Cost per hire - Early turnover - Employee referral hires - Agency hires - Lateral hires - Fulfillment ratio- Quality of hire.

UNIT III HR ANALYTICS - TRAINING AND DEVELOPMENT 9

Training & Development Metrics : Percentage of employees trained- Internally and externally trained -Training hours and cost per employee - ROI.

UNIT IV HR ANALYTICS EMPLOYEE ENGAGEMENT AND CAREER PROGRESSION 9

Employee Engagement Metrics :Talent Retention index - Voluntary and involuntary turnover-grades, performance, and service tenure - Internal hired index Career Progression Metrics: Promotion index - Rotation index - Career path index.

UNIT V HR ANALYTICS IV: WORKFORCE DIVERSITY AND DEVELOPMENT 9

Workforce Diversity and Development Metrics : Employees per manager – Workforce age profiling - Workforce service profiling - Churnover index - Workforce diversity index - Gender mix

TOTAL: 45 PERIODS

OUTCOME:

- The Learners will understand social media, web and social media analytics and their potential impact.

REFERENCES:

1. K. M. Shrivastava, Social Media in Business and Governance, Sterling Publishers Private Limited, 2013
2. Christian Fuchs, Social Media a critical introduction, SAGE Publications Ltd, 2014
3. Bittu Kumar, Social Networking, V & S Publishers, 2013
4. Avinash Kaushik, Web Analytics - An Hour a Day, Wiley Publishing, 2007
5. Ric T. Peterson, Web Analytics Demystified, Celilo Group Media and CafePress 2004
6. Takeshi Moriguchi, Web Analytics Consultant Official Textbook, 7th Edition, 2016

CMG353**OPERATION AND SUPPLY CHAIN ANALYTICS****L T P C
3 0 0 3****OBJECTIVE:**

To treat the subject in depth by emphasizing on the advanced quantitative models and methods in operations and supply chain management and its practical aspects and the latest developments in the field.

UNIT I INTRODUCTION 9

Descriptive, predictive and prescriptive analytics, Data Driven Supply Chains – Basics, transforming supply chains.

UNIT II WAREHOUSING DECISIONS 9

P-Median Methods - Guided LP Approach, Greedy Drop Heuristics, Dynamic Location Models, Space Determination and Layout Methods.

UNIT III INVENTORY MANAGEMENT 9

Dynamic Lot sizing Methods, Multi-Echelon Inventory models, Aggregate Inventory system and LIMIT, Risk Analysis in Supply Chain, Risk pooling strategies.

UNIT IV TRANSPORTATION NETWORK MODELS 9

Minimal Spanning Tree, Shortest Path Algorithms, Maximal Flow Problems, Transportation Problems, Set covering and Set Partitioning Problems, Travelling Salesman Problem, Scheduling Algorithms.

UNIT V MCDM MODELS 9

Analytic Hierarchy Process(AHP), Data Envelopment Analysis (DEA), Fuzzy Logic and Techniques, the analytical network process (ANP), TOPSIS.

TOTAL: 45 PERIODS**OUTCOME:**

- To enable quantitative solutions in business decision making under conditions of certainty, risk and uncertainty.

REFERENCES:

1. Nada R. Sanders, Big data driven supply chain management: A framework for implementing analytics and turning information into intelligence, Pearson Education, 2014.
2. Michael Watson, Sara Lewis, Peter Cacioppi, Jay Jayaraman, Supply Chain Network Design: Applying Optimization and Analytics to the Global Supply Chain, Pearson Education, 2013.

3. Anna Nagurney, Min Yu, Amir H. Masoumi, Ladimer S. Nagurney, Networks Against Time: Supply Chain Analytics for Perishable Products, Springer, 2013.
4. Muthu Mathirajan, Chandrasekharan Rajendran, Sowmyanarayanan Sadagopan, Arunachalam Ravindran, Parasuram Balasubramanian, Analytics in Operations/Supply Chain Management , I.K. International Publishing House Pvt. Ltd., 2016.
5. Gerhard J. Plenert, Supply Chain Optimization through Segmentation and Analytics, CRC Press, Taylor & Francis Group, 2014.

CMG354

FINANCIAL ANALYTICS

**LT P C
3 0 0 3**

OBJECTIVE:

- This course introduces a core set of modern analytical tools that specifically target finance applications.

UNIT I CORPORATE FINANCE ANALYSIS 9

Basic corporate financial predictive modelling- Project analysis- cash flow analysis- cost of capital, Financial Break even modelling, Capital Budget model-Payback, NPV, IRR.

UNIT II FINANCIAL MARKET ANALYSIS 9

Estimation and prediction of risk and return (bond investment and stock investment) –Time series-examining nature of data, Value at risk, ARMA, ARCH and GARCH.

UNIT III PORTFOLIO ANALYSIS 9

Portfolio Analysis – capital asset pricing model, Sharpe ratio, Option pricing models- binomial model for options, Black Scholes model and Option implied volatility.

UNIT IV TECHNICAL ANALYSIS 9

Prediction using charts and fundamentals – RSI, ROC, MACD, moving average and candle charts, simulating trading strategies. Prediction of share prices.

UNIT V CREDIT RISK ANALYSIS 9

Credit Risk analysis- Data processing, Decision trees, logistic regression and evaluating credit risk model.

TOTAL: 45 PERIODS

OUTCOME

- The learners should be able to perform financial analysis for decision making using excel, Python and R.

REFERENCES:

1. Financial analytics with R by Mark J. Bennett, Dirk L. Hugen, Cambridge university press.
2. Haskell Financial Data Modeling and Predictive Analytics Paperback – Import, 25 Oct 2013 by Pavel Ryzhov.
3. Quantitative Financial Analytics: The Path To Investment Profits Paperback – Import, 11 Sep 2017 by Edward E Williams (Author), John A Dobelman.
4. Python for Finance - Paperback – Import, 30 Jun 2017 by Yuxing Yan (Author).
5. Mastering Python for Finance Paperback – Import, 29 Apr 2015 by James Ma Weiming.

VERTICAL 5: ENVIRONMENT AND SUSTAINABILITY

CES331 SUSTAINABLE INFRASTRUCTURE DEVELOPMENT

L T P C
3 0 0 3

OBJECTIVE:

- To impart knowledge about sustainable Infrastructure development goals, practices and to understand the concepts of sustainable planning, design, construction, maintenance and decommissioning of infrastructure projects.

UNIT I SUSTAINABLE DEVELOPMENT GOALS 9

Definitions, principles and history of Sustainable Development - Sustainable development goals (SDG): global and Indian – Infrastructure Demand and Supply - Environment and Development linkages - societal and cultural demands – Sustainability indicators - Performance indicators of sustainability and Assessment mechanism - Policy frameworks and practices: global and Indian – Infrastructure Project finance – Infrastructure project life cycle - Constraints and barriers for sustainable development - future directions.

UNIT II SUSTAINABLE INFRASTRUCTURE PLANNING 9

Overview of Infrastructure projects: Housing sector, Power sector, Water supply, road, rail and port transportation sector, rural and urban infrastructure. Environmental Impact Assessment (EIA), Land acquisition -Legal aspects, Resettlement & Rehabilitation and Development - Cost effectiveness Analysis - Risk Management Framework for Infrastructure Projects, Economic, demand, political, socio-environmental and cultural risks. Shaping the Planning Phase of Infrastructure Projects to mitigate risks, Designing Sustainable Contracts, Negotiating with multiple Stakeholders on Infrastructure Projects. Use of ICT tools in planning – Integrated planning - Clash detection in construction - BIM (Building Information Modelling).

UNIT III SUSTAINABLE CONSTRUCTION PRACTICES AND TECHNIQUES 9

Sustainability through lean construction approach - Enabling lean through information technology – Lean in planning and design - IPD (Integrated Project Delivery) - Location Based Management System - Geospatial Technologies for machine control, site management, precision control and real time progress monitoring - Role of logistics in achieving sustainable construction – Data management for integrated supply chains in construction - Resource efficiency benefits of effective logistics - Sustainability in geotechnical practice – Design considerations, Design Parameters and Procedures – Quality control and Assurance - Use of sustainable construction techniques: Precast concrete technology, Pre-engineered buildings.

UNIT IV SUSTAINABLE CONSTRUCTION MATERIALS 9

Construction materials: Concrete, steel, glass, aluminium, timber and FRP - No/Low cement concrete - Recycled and manufactured aggregate - Role of QC and durability - Sustainable consumption – Eco-efficiency - green consumerism - product stewardship and green engineering - Extended producer responsibility – Design for Environment Strategies, Practices, Guidelines, Methods, And Tools. Eco-design strategies –Design for Disassembly - Dematerialization, rematerialization, transmaterialization – Green procurement and green distribution - Analysis framework for reuse and recycling – Typical constraints on reuse and recycling - Communication of Life Cycle Information - Indian Eco mark scheme - Environmental product declarations – Environmental marketing- Life cycle Analysis (LCA), Advances in LCA: Hybrid LCA, Thermodynamic LCA - Extending LCA - economic dimension, social dimension - Life cycle costing (LCC) - Combining LCA and LCC – Case studies

UNIT V SUSTAINABLE MAINTENANCE OF INFRASTRUCTURE PROJECTS 9

Case Studies - Sustainable projects in developed countries and developing nations - An Integrated Framework for Successful Infrastructure Planning and Management - Information Technology and Systems for Successful Infrastructure Management, - Structural Health Monitoring for Infrastructure projects - Innovative Design and Maintenance of Infrastructure Facilities - Capacity Building and Improving the Governments Role in Infrastructure Implementation, Infrastructure Management Systems and Future Directions. – Use of Emerging Technologies – IoT, Big Data Analytics and Cloud Computing, Artificial Intelligences, Machine and Deep Learning, Fifth Generation (5G) Network services for maintenance .

TOTAL: 45 PERIODS

OUTCOME:

On completion of the course, the student is expected to be able to

CO1 Understand the environment sustainability goals at global and Indian scenario.

CO2 Understand risks in development of projects and suggest mitigation measures.

CO3 Apply lean techniques, LBMS and new construction techniques to achieve sustainability in

infrastructure construction projects.

CO4 Explain Life Cycle Analysis and life cycle cost of construction materials.

CO5 Explain the new technologies for maintenance of infrastructure projects.

REFERENCES:

1. Charles J Kibert, Sustainable Construction : Green Building Design & Delivery, 4th Edition , Wiley Publishers 2016.
2. Steve Goodhew, Sustainable Construction Process, Wiley Blackwell,UK, 2016.
3. Craig A. Langston & Grace K.C. Ding, Sustainable Practices in the Built Environment, Butterworth Heinemann Publishers, 2011.
4. William P Spence, Construction Materials, Methods & Techniques (3e), Yesdee Publication Pvt. Ltd, 2016.
5. New Building Materials and Construction World magazine
6. Kerry Turner. R, "Sustainable Environmental Management", Principles and Practice Publisher:Belhaven Press,ISBN:1852930039.
7. Munier N, "Introduction to Sustainability", Springer2005
8. Sharma, "Sustainable Smart Cities In India: Challenges And Future Perspectives", SPRINGER, 2022.
9. Ralph Horne, Tim Grant, KarliVerghese, Life Cycle Assessment: Principles, Practice and Prospects, Csiro Publishing,2009
10. European Commission - Joint Research Centre - Institute for Environment and Sustainability: International Reference Life Cycle Data System (ILCD) Handbook - General guide for Life Cycle Assessment - Detailed guidance. Luxembourg. European Union;2010
11. Hudson, Haas, Uddin, Infrastructure management: integrating design, construction, maintenance, rehabilitation, and renovation, McGraw Hill, (1997).
12. GregerLundesjö, Supply Chain Management and Logistics in Construction: Delivering Tomorrow's Built Environment, Kogan Page Publishers, 2015.

CO's- PO's & PSO's MAPPING

CO's	PO's												PSO's		
	1	2	3	4	5	6	7	8	9	10	11	12	1	2	3
1	2		1	1		2	3	1	1		2	1	1	2	1
2	3	1	3	2	1	2	2		1	1	1	2	2	2	2
3	2	2	3	1	1	1	1				1	1	1	3	1
4	3	1	3	2	2	1	3	1	1	1	1	2	2	2	2
5	3	1	2	2	2	2	3	1		1	1	2	2	3	2
Avg.	3	1	3	2	2	2	3	1	1	1	1	2	2	3	2

CES332 SUSTAINABLE AGRICULTURE AND ENVIRONMENTAL MANAGEMENT

L T P C
3 0 0 3

OBJECTIVES:

- To educate the students about the issues of sustainability in agroecosystems, introduce the concepts and principles of agroecology as applied to the design and management of sustainable agricultural systems for a changing world.

UNIT I AGROECOLOGY, AGROECOSYSTEM AND SUSTAINABLE AGRICULTURE CONCEPTS 9

Ecosystem definition - Biotic Vs. abiotic factors in an ecosystem - Ecosystem processes - Ecological services and agriculture - Problems associated with industrial agriculture/food systems - Defining sustainability - Characteristics of sustainable agriculture - Difference between regenerative and sustainable agriculture systems

UNIT II SOIL HEALTH, NUTRIENT AND PEST MANAGEMENT 9

Soil health definition - Factors to consider (physical, chemical and biological) - Composition of healthy soils - Soil erosion and possible control measures - Techniques to build healthy soil - Management practices for improving soil nutrient - Ecologically sustainable strategies for pest and disease control

UNIT III WATER MANAGEMENT 9

Soil water storage and availability - Plant yield response to water - Reducing evaporation in agriculture - Earthworks and tanks for rainwater harvesting - Options for improving the productivity of water - Localized irrigation - Irrigation scheduling - Fertigation - Advanced irrigation systems and agricultural practices for sustainable water use

UNIT IV ENERGY AND WASTE MANAGEMENT 9

Types and sources of agricultural wastes - Composition of agricultural wastes - Sustainable technologies for the management of agricultural wastes - Useful and high value materials produced using different processes from agricultural wastes - Renewable energy for sustainable agriculture

UNIT V EVALUATING SUSTAINABILITY IN AGROECOSYSTEMS 9

Indicators of sustainability in agriculture - On-farm evaluation of agroecosystem sustainability - Alternative agriculture approaches/ farming techniques for sustainable food production - Goals and components of a community food system - Case studies

TOTAL: 45 PERIODS

OUTCOMES:

On completion of the course, the student is expected to be able to

- CO1** Have an in-depth knowledge about the concepts, principles and advantages of sustainable agriculture
- CO2** Discuss the sustainable ways in managing soil health, nutrients, pests and diseases
- CO3** Suggest the ways to optimize the use of water in agriculture to promote an ecological use of resources
- CO4** Develop energy and waste management plans for promoting sustainable agriculture in non-sustainable farming areas
- CO5** Assess an ecosystem for its level of sustainability and prescribe ways of converting to a sustainable system through the redesign of a conventional agroecosystem

REFERENCES:

1. Approaches to Sustainable Agriculture – Exploring the Pathways Towards the Future of Farming, Oberc, B.P. & Arroyo Schnell, A., IUCN, Belgium, 2020
2. Natural bioactive products in sustainable agriculture, Singh, J. & Yadav, A.N., Springer, 2020
3. Organic Farming for Sustainable Agriculture, Nandwani, D., Springer, 2016
4. Principles of Agronomy for Sustainable Agriculture, Villalobos, F.J. & Fereres, E., Springer, 2016
5. Sustainable Agriculture for Food Security: A Global Perspective, Balkrishna, A., CRC Press, 2021
6. Sustainable Energy Solutions in Agriculture, Bundschuh, J. & Chen, G., CRC Press, 2014

CO's- PO's & PSO's MAPPING

CO's	PO's												PSO's		
	1	2	3	4	5	6	7	8	9	10	11	12	1	2	3
1		2						2		2			2	2	
2		2		2	2	2							3	2	
3				2		2							3	2	3
4	3	2			2			2	2	2	2		3	2	3
5		2	3	2				1				1		2	
Avg.	3	2	3	2	2	2	1	2	2	2	2	1	3	2	3

1 – Low; 2 – Medium; 3 – High; ‘-’ – No correlation

CES333

SUSTAINABLE BIOMATERIALS

L T P C
3 0 0 3

OBJECTIVES

- To Impart knowledge of biomaterials and their properties
- To learn about Fundamentals aspects of Biopolymers and their applications
- To learn about bioceramics and biopolymers
- To introduce the students about metals as biomaterials and their usage as implants
- To make the students understand the significance of bionanomaterials and its applications.

UNIT I INTRODUCTION TO BIOMATERIALS

9

Introduction: Definition of biomaterials, requirements & classification of biomaterials- Types of Biomaterials- Degradable and resorbable biomaterials- engineered natural materials- Biocompatibility-Hydrogels-pyrolitic carbon for long term medical implants-textured and porous materials-Bonding types- crystal structure-imperfection in crystalline structure-surface properties and adhesion of materials –strength of biological tissues-performance of implants-tissue response to implants- Impact and Future of Biomaterials

UNIT II BIO POLYMERS

9

Molecular structure of polymers -Molecular weight - Types of polymerization techniques– Types of polymerization reactions- Physical states of polymers- Common polymeric biomaterials -Polyethylene -Polymethylmethacrylate (PMMA)-Polylactic acid (PLA) and polyglycolic acid (PGA) -Polycaprolactone (PCL) - Other biodegradable polymers – Polyurethan- reactions polymers for medical purposes - Collagens- Elastin- Cellulose and derivatives-Synthetic polymeric membranes and their biological applications

UNIT III BIO CERAMICS AND BICOMPOSITES 9

General properties- Bio ceramics -Silicate glass - Alumina (Al₂O₃) -Zirconia (ZrO₂)-Carbon-Calcium phosphates (CaP)- Resorbable Ceramics- surface reactive ceramics- Biomedical Composites-Polymer Matrix Composite(PMC)-Ceramic Matrix Composite(CMC)-Metal Matrix Composite (MMC)–glass ceramics - Orthopedic implants-Tissue engineering scaffolds

UNIT IV METALS AS BIOMATERIALS 9

Biomedical metals-types and properties-stainless steel-Cobalt chromium alloys-Titanium alloys-Tantalum-Nickel titanium alloy (Nitinol)- magnesium-based biodegradable alloys-surface properties of metal implants for osteointegration-medical application-corrosion of metallic implants – biological tolerance of implant metals

UNIT V NANOBIMATERIALS 9

Meatlicnanobiomaterials–Nanopolymers-Nanoceramics- Nanocomposites -Carbon based nanobiomaterials - transport of nanoparticles- release rate-positive and negative effect of nanosize-nanofibres-Nano and micro features and their importance in implant performance-Nanosurface and coats-Applications nanoantibiotics-Nanomedicines- Biochips – Biomimetics- BioNEMs -Biosensor-Bioimaging/Molecular Imaging- challenges and future perspective.

TOTAL : 45 PERIODS

OUTCOMES

- Students will gain familiarity with Biomaterials and they will understand their importance.
- Students will get an overview of different biopolymers and their properties
- Students gain knowledge on some of the important Bioceramics and Biocomposite materials
- Students gain knowledge on metals as biomaterials
- Student gains knowledge on the importance of nanobiomaterials in biomedical applications.

REFERENCES

1. C. Mauli Agrawal, Joo L. Ong, Mark R. Appleford, Gopinath Mani “Introduction to Biomaterials Basic Theory with Engineering Applications” Cambridge University Press, 2014.
2. Donglu shi “Introduction to Biomaterials” Tsinghua University press, 2006.
3. Joon Park, R.S.Lakes “Biomaterials An Introduction” third edition, Springer 2007.
4. M.Jaffe,W.Hammond, P.Tolias and T.Arinzeh “Characterization of Biomaterials” Wood head publishing, 2013.
5. Buddy D.Ratner and Allan S.Hoffman Biomaterials Science “An Introduction to Material in Medicine” Third Edition, 2013.
6. VasifHasirci, NesrinHasirci “Fundamentals of Biomaterials” Springer, 2018
7. Leopoldo Javier Rios Gonzalez. “Handbook of Research on Bioenergy and Biomaterials: Consolidated and green process” Apple academic press, 2021.
8. Devarajan Thangadurai, Jeyabalan Sangeetha, Ram Prasad “Functional Bionanomaterials” springer, 2020.
9. Sujata.V.Bhat Biomaterials; Narosa Publishing house, 2002.

OBJECTIVES

- To familiarize the students about the challenges and demands of energy sustainability
- To provide fundamental knowledge about electrochemical devices and the materials used.
- To introduce the students to various types of fuel cell
- To enable students to appreciate novel materials and their usage in photovoltaic application
- To introduce students to the basic principles of various types Supercapacitors and the materials used.

UNIT I SUSTAINABLE ENERGY SOURCES 9

Introduction to energy demand and challenges ahead – sustainable source of energy (wind, solar etc.) – electrochemical energy systems for energy harvesting and storage – materials for sustainable electrochemical systems building – India centric solutions based on locally available materials – Economics of wind and solar power generators vs. conventional coal plants – Nuclear energy

UNIT II ELECTROCHEMICAL DEVICES 9

Electrochemical Energy – Difference between primary and secondary batteries – Secondary battery (Li-ion battery, Sodium-ion battery, Li-S battery, Li-O₂ battery, Nickel Cadmium, Nickel Metal Hydride) – Primary battery (Alkaline battery, Zinc-Carbon battery) – Materials for battery (Anode materials – Lithiated graphite, Sodiated hard carbon, Silicon doped graphene, Lithium Titanate) (Cathode Materials – S, LiCoO₂, LiFePO₄, LiMn₂O₄) – Electrolytes for Lithium-ion battery (ethylene carbonate and propylene carbonate based)

UNIT III FUEL CELLS 9

Principle of operation of fuel cells – types of fuel cells (Proton exchange membrane fuel cells, alkaline fuel cell, direct methanol fuel cells, direct borohydride fuel cells, phosphoric acid fuel cells, solid oxide fuel cells, and molten carbonate fuel cells) – Thermodynamics of fuel cell – Fuel utilization – electrolyte membrane (proton conducting and anion conducting) – Catalysts (Platinum, Platinum alloys, carbon supported platinum systems and metal oxide supported platinum catalysts) – Anatomy of fuel cells (gas diffusion layer, catalyst layer, flow field plate, current conductors, bipolar plates and monopolar plates).

UNIT IV PHOTOVOLTAICS 9

Physics of the solar cell – Theoretical limits of photovoltaic conversion – bulk crystal growth of Si and wafering for photovoltaic application - Crystalline silicon solar cells – thin film silicon solar cells – multijunction solar cells – amorphous silicon based solar cells – photovoltaic concentrators – Cu(InGa)Se₂ solar cells – Cadmium Telluride solar cells – dye sensitized solar cells – Perovskite solar cells – Measurement and characterization of solar cells - Materials used in solar cells (metallic oxides, CNT films, graphene, OD fullerenes, single-multi walled carbon nanotubes, two-dimensional Graphene, organic or Small molecule-based solar cells materials - copper-phthalocyanine and perylenetetracarboxylicbis - benzene – fullerenes - boron subphthalocyanine- tin (II) phthalocyanine)

UNIT V SUPERCAPACITORS 9

Supercapacitor –types of supercapacitors (electrostatic double-layer capacitors, pseudo capacitors and hybrid capacitors) - design of supercapacitor-three and two electrode cell-parameters of supercapacitor- Faradaic and non - Faradaic capacitance – electrode

materials (transition metal oxides (MO), mixed metal oxides, conducting polymers (CP), Mxenes, nanocarbons, non-noble metal, chalcogenides, hydroxides and 1D-3D metal-organic frame work (MOF), activated carbon fibres (ACF)- Hydroxides-Based Materials - Polyaniline (PANI), a ternary hybrid composite- conductive polypyrrole hydrogels – Different types of nanocomposites for the SC electrodes (carbon–carbon composites, carbon-MOs composites, carbon-CPs composites and MOs-CPs composites) - Two-Dimensional (2D) Electrode Materials - 2D transition metal carbides, carbonitrides, and nitrides.

TOTAL : 45 PERIODS

OUTCOMES

- Students will acquire knowledge about energy sustainability.
- Students understand the principles of different electrochemical devices.
- Students learn about the working of fuel cells and their application.
- Students will learn about various Photovoltaic applications and the materials used.
- The students gain knowledge on different types of supercapacitors and the performance of various materials

REFERENCES

1. Functional materials for sustainable energy applications; John A. Kilner, Stephen J. Skinner, Stuart J. C. Irvine and Peter P. Edwards.
2. Hand Book of Fuel Cells: Fuel Cell Technology and Applications, Wolf Vielstich, Arnold Lamm, Hubert Andreas Gasteiger, Harumi Yokokawa, Wiley, London 2003.
3. B.E. Conway, Electrochemical supercapacitors: scientific fundamentals and technological applications, Kluwer Academic / Plenum publishers, New York, 1999.
4. T.R. Crompton, Batteries reference book, Newners, 3rd Edition, 2002.
5. Materials for Supercapacitor applications; B.Viswanathan. M.Aulice Scibioh
6. Electrode Materials for Supercapacitors: A Review of Recent Advances, Parnia Forouzandeh, Vignesh Kumaravel and Suresh C. Pillai, catalysts 2020.
7. Recent advances, practical challenges, and perspectives of intermediate temperature solid oxide fuel cell cathodes Amanda Ndubuisi, Sara Abouali, Kalpana Singh and VenkataramanThangadurai, J. Mater. Chem. A, 2022.
8. Review of next generation photovoltaic solar cell technology and comparative materialistic development Neeraj Kant, Pushpendra Singh, Materials Today: Proceedings, 2022.

CES335

GREEN TECHNOLOGY

**L T P C
3 0 0 3**

COURSE OBJECTIVE:

- To acquire knowledge on green systems and the environment, energy technology and efficiency, and sustainability.
- To provide green engineering solutions to energy demand, reduced energy footprint.

UNIT I PRINCIPLES OF GREEN CHEMISTRY

9

Historical Perspectives and Basic Concepts. The twelve Principles of Green Chemistry and green engineering. Green chemistry metrics- atom economy, E factor, reaction mass efficiency, and other green chemistry metrics, application of green metrics analysis to synthetic plans.

UNIT II POLLUTION TYPES

9

Pollution – types, causes, effects, and abatement. Waste – sources of waste, different types of waste, chemical, physical and biochemical methods of waste minimization and recycling.

UNIT III GREEN REAGENTS AND GREEN SYNTHESIS 9

Environmentally benign processes- alternate solvents- supercritical solvents, ionic liquids, water as a reaction medium, energy-efficient design of processes- photo, electro and sono chemical methods, microwave-assisted reactions

UNIT IV DESIGNING GREEN PROCESSES 9

Safe design, process intensification, in process monitoring. Safe product and process design – Design for degradation, Real-time Analysis for pollution prevention, inherently safer chemistry for accident prevention

UNIT V GREEN NANOTECHNOLOGY 9

Nanomaterials for water treatment, nanotechnology for renewable energy, nanotechnology for environmental remediation and waste management, nanotechnology products as potential substitutes for harmful chemicals, environmental concerns with nanotechnology

TOTAL: 45 PERIODS

COURSE OUTCOMES

CO1: To understand the principles of green engineering and technology

CO2: To learn about pollution using hazardous chemicals and solvents

CO3: To modify processes and products to make them green and safe.

CO4: To design processes and products using green technology

CO5 – To understand advanced technology in green synthesis

TEXT BOOKS

1. Green technology and design for the environment, Samir B. Billatos, Nadia A. Basaly, Taylor & Francis, Washington, DC, ©1997
2. Green Chemistry – An introductory text - M. Lancaster, RSC,2016.
3. Green chemistry metrics - Alexi Lapkin and david Constable (Eds) Wiley publications, 2008

REFERENCE BOOKS

1. Environmental chemistry, Stanley E Manahan, Taylor and Francis, 2017

**CES336 ENVIRONMENTAL QUALITY MONITORING AND ANALYSIS L T P C
3 0 0 3**

OBJECTIVES:

- to understand and study the complexity of the environment in relation to pollutants generated due to industrial activity.
- To analyze the quality of the environmental parameters and monitor the same for the purpose of environmental risk assessment.

UNIT I ENVIRONMENTAL MONITORING AND STANDARDS 9

Introduction- Environmental Standards- Classification of Environmental Standards- Global Environmental Standards- Environmental Standards in India- Ambient air quality standards- water quality standard- Environmental Monitoring-Need for environmental monitoring- Concepts of environmental monitoring- Techniques of Environmental Monitoring.

UNIT II MONITORING OF ENVIRONMENTAL PARAMETERS 9

Current Environmental Issues- Global Environmental monitoring programme-International conventions- Application of Environmental Monitoring- Atmospheric Monitoring - screening parameters – Significance of environmental sampling- sampling methods – water sampling - sampling of ambient air-sampling of flue gas.

UNIT III ANALYTICAL METHODS FOR ENVIRONMENTAL MONITORING 9

Classification of Instrumental Method- Analysis of Organic Pollutants by Spectrophotometric methods -Determination of nitrogen, phosphorus and, chemical oxygen demand (COD) in sewage; Biochemical oxygen demand (BOD)- Sampling techniques for air pollution measurements; analysis of particulates and air pollutants like oxides of nitrogen, oxides of sulfur, carbon monoxide, hydrocarbon; Introduction to advanced instruments for environmental analysis

UNIT IV ENVIRONMENTAL MONITORING PROGRAMME (EMP) & RISK ASSESSMENT 9

Water quality monitoring programme- national water quality monitoring- Parameters for National Water Quality Monitoring- monitoring protocol; Process of risk assessment- hazard identification- exposure assessment- dose-response assessment; risk characterization.

UNIT V AUTOMATED DATA ACQUISITION AND PROCESSING 9

Data Acquisition for Process Monitoring and Control - The Data Acquisition System - Online Data Acquisition, Monitoring, and Control - Implementation of a Data Management System - Review of Observational Networks -Sensors and transducers- classification of transducers- data acquisition system- types of data acquisition systems- data management and quality control; regulatory overview.

OTAL: 45 PERIODS**COURSE OUTCOMES**

After completion of this course, the students will know

- CO1 Basic concepts of environmental standards and monitoring.
- CO2 the ambient air quality and water quality standards;
- CO3 the various instrumental methods and their principles for environmental monitoring
- CO4 The significance of environmental standards in monitoring quality and sustainability of the environment.
- CO5 the various ways of raising environmental awareness among the people.
- CO6 Know the standard research methods that are used worldwide for monitoring the environment.

TEXTBOOKS

1. Environmental monitoring Handbook, Frank R. Burden, © 2002 by The McGraw-Hill Companies, Inc.
2. Handbook of environmental analysis: chemical pollutants in the air, water, soil, and soil wastes / Pradyot Patnaik, © 1997 by CRC Press, Inc

REFERENCES

1. Environmental monitoring / edited by G. Bruce Wiersma, © 2004 by CRC Press LLC.
2. H. H. Willard, L. L. Merit, J. A. Dean and F. A. Settle, Instrumental Methods of Analysis, CBP Publishers and Distributors, New Delhi, 1988.
3. Heaslip, G. (1975) Environmental Data Handling. John Wiley & Sons. New York.

COURSE ARTICULATION MATRIX

Course Outcomes	Program Outcomes														
	PO 1	PO 2	PO 3	PO 4	PO 5	PO 6	PO 7	PO 8	PO 9	PO 10	PO 11	PO 12	PS O1	PS O2	PS O3
CO1	1	1	1	-	-	-	-	-	-	-	-	-	3	-	-
CO2	1	1	1	1	1	-	-	-	1	-	2	2	2	1	1
CO3	1	1	2	1	1	-	-	-	2	-	1	1	1	-	-
CO4	1	2	3	3	1	-	-	-	2	-	3	3	1	-	-
CO5	1	1	3	2	1	-	-	-	3	-	3	1	2	-	-
CO6	3	2	3	3	2	-	-	-	3	-	3	3	3	1	1
Over all	3	2	3	3	2	-	-	-	3	-	3	3	3	1	1

CES337 INTEGRATED ENERGY PLANNING FOR SUSTAINABLE DEVELOPMENT

L T P C
3 0 0 3

COURSE OBJECTIVES:

1. To create awareness on the energy scenario of India with respect to world
2. To understand the fundamentals of energy sources, energy efficiency and resulting environmental implications of energy utilisation
3. Familiarisation on the concept of sustainable development and its benefits
4. Recognize the potential of renewable energy sources and its conversion technologies for attaining sustainable development
5. Acquainting with energy policies and energy planning for sustainable development

UNIT I ENERGY SCENARIO 9

Comparison of energy scenario – India and World (energy sources, generation mix, consumption pattern, T&D losses, energy demand, per capita energy consumption) – energy pricing – Energy security

UNIT II ENERGY AND ENVIRONMENT 9

Conventional Energy Sources - Emissions from fuels – Air, Water and Land pollution – Environmental standards - measurement and controls

UNIT III SUSTAINABLE DEVELOPMENT 9

Sustainable Development: Concepts and Stakeholders, Sustainable Development Goal (SDG) - Social development: Poverty, conceptual issues and measures, impact of poverty. Globalization and Economic growth - Economic development: Economic inequalities, Income and growth.

UNIT IV RENEWABLE ENERGY TECHNOLOGY 9

Renewable Energy – Sources and Potential – Technologies for harnessing from Solar, Wind, Hydro, Biomass and Oceans – Principle of operation, relative merits and demerits

UNIT V ENERGY PLANNING FOR SUSTAINABLE DEVELOPMENT 9

National & State Energy Policy - National solar mission - Framework of Central Electricity Authority - National Hydrogen Mission - Energy and climate policy - State Energy Action Plan, RE integration, Road map for ethanol blending, Energy Efficiency and Energy Mix

TOTAL : 45 PERIODS

COURSE OUTCOMES:

Upon completion of this course, the students will be able to

1. Understand the world and Indian energy scenario
2. Analyse energy projects, its impact on environment and suggest control strategies
3. Recognise the need of Sustainable development and its impact on human resource development
4. Apply renewable energy technologies for sustainable development
5. Fathom Energy policies and planning for sustainable development.

REFERENCES:

1. Energy Manager Training Manual (4Volumes) available at <http://www.em-ea.org/gbook1.asp>, a website administered by Bureau of Energy Efficiency (BEE), a statutory body under Ministry of Power, Government of India.2004
2. Robert Ristirer and Jack P. Kraushaar, "Energy and the environment", Willey, 2005.
3. Godfrey Boyle, "Renewable Energy, Power for a Sustainable Future", Oxford University Press, U.K., 2012
4. Twidell, J.W. & Weir A., "Renewable Energy Resources", EFNSpon Ltd., UK, 2015.

5. Dhandapani Alagiri, Energy Security in India Current Scenario, The ICFAI University Press, 2006.
6. M.H. Fulekar, Bhawana Pathak, R K Kale, "Environment and Sustainable Development" Springer, 2016
7. <https://www.niti.gov.in/verticals/energy>

**CES338 ENERGY EFFICIENCY FOR SUSTAINABLE DEVELOPMENT L T P C
3 0 0 3**

COURSE OBJECTIVES:

1. To understand the types of energy sources, energy efficiency and environmental implications of energy utilisation
2. To create awareness on energy audit and its impacts
3. To acquaint the techniques adopted for performance evaluation of thermal utilities
4. To familiarise on the procedures adopted for performance evaluation of electrical utilities
5. To learn the concept of sustainable development and the implication of energy usage

UNIT I ENERGY AND ENVIRONMENT 9

Primary energy sources - Coal, Oil, Gas – India Vs World with respect to energy production and consumption, Climate Change, Global Warming, Ozone Depletion, UNFCCC, COP

UNIT II ENERGY AUDITING 9

Need and types of energy audit. Energy management (audit) approach - understanding energy costs, bench marking, energy performance, matching energy use to requirement, maximizing system efficiencies, optimizing the input energy requirements, fuel & energy substitution, energy audit instruments

UNIT III ENERGY EFFICIENCY IN THERMAL UTILITIES 9

Energy conservation avenues in steam generation and utilisation, furnaces, Thermic Fluid Heaters. Insulation and Refractories - Commercial waste heat recovery devices: recuperator, regenerator, heat pipe, heat exchangers (Plate, Shell & Tube), heat pumps, and thermocompression

UNIT IV ENERGY CONSERVATION IN ELECTRICAL UTILITIES 9

Demand side management - Power factor improvement – Energy efficient transformers - Energy conservation avenues in Motors, HVAC, fans, blowers, pumps, air compressors, illumination systems and cooling towers

UNIT V SUSTAINABLE DEVELOPMENT 9

Sustainable Development: Concepts and Stakeholders, Sustainable Development Goal (SDG). Globalization and Economic growth. Economic development: Economic inequalities, Income and growth. Social development: Poverty, conceptual issues and measures, impact of poverty,

TOTAL:45 PERIODS

COURSE OUTCOMES:

Upon completion of this course, the students will be able to

1. Understand the prevailing energy scenario
2. Familiarise on energy audits and its relevance
3. Apply the concept of energy audit on thermal utilities
4. Employ relevant techniques for energy improvement in electrical utilities
5. Understand Sustainable development and its impact on human resource development

REFERENCES:

1. Energy Manager Training Manual (4Volumes) available at <http://www.em-ea.org/gbook1.asp>, a website administered by Bureau of Energy Efficiency (BEE), a statutory body under Ministry of Power, Government of India.2004
2. Eastop.T.D& Croft D.R, "Energy Efficiency for Engineers and Technologists", Logman Scientific & Technical, ISBN-0-582-03184, 1990
3. W.R. Murphy and G. McKay "Energy Management" Butterworths, London 1987
4. Pratap Bhattacharyya, "Climate Change and Greenhouse Gas Emission", New India Publishing Agency- Nipa,2020
5. Matthew John Franchetti , Defne Apul "Carbon Footprint Analysis: Concepts, Methods, Implementation, and Case Studies" CRC Press,2012
6. Robert A. Ristinen, Jack J. Kraushaar, Jeffrey T. Brack, "Energy and the Environment", 4th Edition,Wiley,2022
7. M.H. Fulekar,Bhawana Pathak, R K Kale,"Environment and Sustainable Development" Springer,2016
8. Sustainable development in India: Stocktaking in the run up to Rio+20: Report prepared by TERI for MoEF, 2011.

