



Excellence in Higher Education

AKSHAYA



COLLEGE OF ENGINEERING AND TECHNOLOGY

(Approved by AICTE, Recognized by UGC and Affiliated to Anna University)

Accredited by NAAC | Accredited by NBA : UG programmes of CSE, ECE & CIVIL

Kinathukadavu, Coimbatore-642109. www.acetcbe.edu.in

AN AUTONOMOUS INSTITUTION



DEPARTMENT OF CIVIL ENGINEERING

TECHNICAL MAGAZINE

ACADEMIC YEAR 2025-2026 [ODD SEMESTER]

Issue 1[Dec 2025]



Message from the Head of Department

The Department of Civil Engineering was established in the year 2010, and presently it offers Undergraduate Programme in Civil Engineering with a student intake of 30. The Department has well qualified Faculty and supporting staff in areas such as Infrastructure Engineering, Structural Engineering, Environmental Engineering, Water resources Engineering. Civil Engineering plays a key role in the development of any field of Engineering.

This field of Engineering enables the students to learn Planning, Analysis, Design, Construction Methods, and Maintenance of Buildings, Roads, Dams, Bridges, etc.

The Department has well equipped modern and advanced equipment in the Advanced Structural Engineering Laboratory, Strength of Materials Laboratory, Hydraulic Engineering Laboratory, Survey Laboratory, Water and Waste Analysis Laboratory, Soil Mechanics Laboratory, Highway Engineering Laboratory, and Computer Aided Building Drawing Laboratory.



**Dr. R. Premsudha
Professor & Head
Department of Civil Engineering**

Vision and Mission of the department

Vision of the Department

To produce quality Civil Engineers having domain knowledge embedded with design, analysis, and research capability, ethical and moral values, for the welfare of society and humanity.

Mission of the Department

DM 1: To produce knowledge based Civil Engineers by focusing theoretical and practical studies with field orientation.

DM 2: To engage the students in creating design solutions for real life problems associated with industry and society.

DM 3: To inculcate entrepreneurship culture along with professional ethics among Civil Engineering students and also promote the use of modern tools and techniques for sustainable economic growth.

Program Educational Objectives (PEOs)

PEO 1: Design Techniques: The graduates will be able to apply the concepts of basic geometrical construction, preparation of plans, design of structural elements, specification, and prepare estimates.

PEO 2: Construction Quality & Control: The graduates will be able to build the infrastructure required for the country and apply the tools for quality in construction, cost effective construction materials and methods.

PEO 3: Leadership: The graduates will be able to work as a member and leaders in a team, prepare and present reports, and employ project management tools for the evaluation and review of projects globally.

Program Specific Outcomes (PSOs)

PSO 1: Professional skills: Students shall have skills and knowledge to work on projects on urban and rural housing infrastructure, environment, and sustainability.

PSO 2: Competency: Students shall qualify at the state, national, and international level competitive examination for employment, higher studies, and research.

Program Outcomes (POs)

PO 1: Engineering knowledge: Apply the knowledge of mathematics, science, engineering fundamentals, and an engineering specialization to the solution of complex engineering problems.

PO 2: Problem analysis: Identify, formulate, review research literature, and analyze complex engineering problems reaching substantiated conclusions using first principles of mathematics, natural sciences, and engineering sciences.

PO 3: Design/development of solutions: Design solutions for complex engineering problems and design system components or processes that meet the specified needs with appropriate consideration for the public health and safety, and the cultural, societal, and environmental considerations

PO 4: Conduct investigations of complex problems: Use research-based knowledge and research methods including design of experiments, analysis and interpretation of data, and synthesis of the information to provide valid conclusions.

PO 5: Modern tool usage: Create, select, and apply appropriate techniques, resources, and modern engineering and IT tools including prediction and modelling to complex engineering activities with an understanding of the limitations.

PO 6: The Engineer and Society: Apply reasoning informed by the contextual knowledge to assess societal, health, safety, legal and cultural issues and the consequent responsibilities relevant to the professional engineering practice.

PO 7: Environment and Sustainability: Understand the impact of the professional engineering solutions in societal and environmental contexts, and demonstrate the knowledge of, and need for sustainable development.

PO 8: Ethics: Apply ethical principles and commit to professional ethics and responsibilities and norms of the engineering practice.

PO 9: Individual and Team work: Function effectively as an individual, and as a member or leader in diverse teams, and in multidisciplinary settings.

PO 10: Communication: Communicate effectively on complex engineering activities with the engineering community and with society at large, such as, being able to comprehend and write effective reports and design documentation, make effective presentations, and give and receive clear instructions.

PO 11: Project management and Finance: Demonstrate knowledge and understanding of the engineering and management principles and apply these to one's own work, as a member and leader in a team, to manage projects and in multidisciplinary environments.

PO 12: Life-long learning: Recognize the need for, and have the preparation and ability to engage in independent and life-long learning in the broadest context of technological change.

Message from the Editorial Team

Welcome to an exciting edition of the Technical Magazine of the Department of Civil Engineering, where innovation, creativity, and technology converge. In this issue, we delve into a wide array of topics from the latest advancements in construction materials and sustainability to cutting-edge developments in Construction techniques and practices. Our mission with this magazine is to create a platform where ideas can flourish where students and faculty alike can showcase their work, share their knowledge and contribute to the ever-evolving world of technology. We believe that through collaboration and the exchange of ideas, we can foster an environment that nurtures innovation and drives progress. We would like to extend our heartfelt gratitude to all contributors who have taken the time to share their insights and expertise. Your work is the keystone of this publication and it is your dedication that makes each edition of our Magazine a success.

As you explore the content within these pages, we encourage you to think beyond the boundaries to question to innovate and to contribute to the vibrant tapestry of ideas that defines our institution.

Thank you for your continued support and enthusiasm. We hope you enjoy this issue as much as we have enjoyed putting it together.

Chief Editor:

Dr.R.Premasudha,Professor&Head

Faculty Advisors:

Mrs.Priyanka M, AP/ Civil,
Ms. D. Kalaimathi, AP/Civil,
Dr.S.Pratheba, AP/Civil.

Faculty Editor:

Mrs.Priyanka M, AP/ Civil.

Student Editors:

Ms. R Santhya, – IV Civil,
Mr.M.Paramasivam – III Civil.

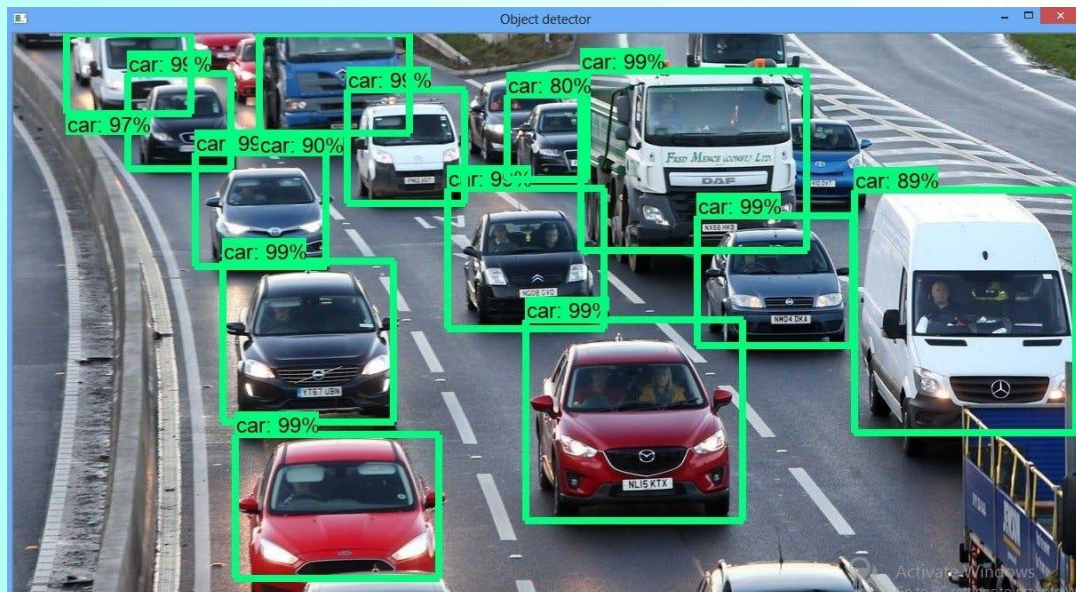
Design Team:

Mr. S Hariskumar – IV Civil,
Mr. V Prajin – III Civil

TABLE OF CONTENTS

No.	TITLE	PAGE NO
1.	Smart Traffic Management System Using IOT and Artificial Intelligence	6
2.	Eco-Friendly Concrete Incorporating Industrial Waste Materials	8
3.	Structural Health Monitoring System for Concrete Infrastructure	10
4.	Sustainable Urban Drainage Using Green Roof and Permeable Pavement Models	12
5.	Recycled Asphalt and Sustainable Materials for Road Construction	14
6.	Smart Street Lighting System for Energy-Efficient Urban Infrastructure	16
7.	IoT-Based Sustainable Water Quality Monitoring System	18
8.	Smart Water Distribution Network with IoT-Based Leak Detection	20

1. SMART TRAFFIC MANAGEMENT SYSTEM USING IOT AND ARTIFICIAL INTELLIGENCE



ABSTRACT

Rapid urbanization and the exponential growth of vehicular traffic have resulted in severe congestion, increased travel time, fuel wastage, and environmental pollution in urban areas. Conventional traffic control systems operate on fixed signal timings and lack the ability to adapt to real-time traffic conditions. This article presents a Smart Traffic Management System that integrates Internet of Things (IoT) and Artificial Intelligence (AI) to enable dynamic traffic monitoring and intelligent signal control. By collecting real-time traffic data through sensors and cameras and analysing it using AI-based algorithms, the proposed system optimizes traffic flow, reduces congestion, and enhances road safety. The system also supports priority movement for emergency vehicles, contributing to efficient urban mobility and sustainable transportation.

1. Introduction

Traffic congestion is a major challenge faced by modern cities, leading to economic losses and environmental degradation. Traditional traffic signal systems are insufficient to handle fluctuating traffic volumes during peak and off-peak hours. The emergence of IoT and AI technologies offers new opportunities to develop intelligent traffic control solutions capable of real-time decision-making. Smart traffic management systems play a crucial role in the development of smart cities by improving traffic efficiency and reducing carbon emissions.

2. System Architecture

The smart traffic management system consists of IoT-enabled sensors, cameras, communication modules, cloud infrastructure, and AI-based decision-making units. Sensors and cameras installed at intersections continuously monitor vehicle density, speed, and queue length. The collected data is transmitted to a central server or cloud platform for processing and analysis.

3. Methodology

1. **Data Acquisition:** Real-time traffic data is collected using IR sensors, ultrasonic sensors, and vision-based cameras.
2. **Data Processing:** Raw data is pre-processed to eliminate noise and ensure accuracy.
3. **AI-Based Analysis:** Machine learning algorithms analyse traffic patterns and predict congestion levels.
4. **Signal Optimization:** Traffic signal timings are dynamically adjusted based on real-time traffic conditions.
5. **Monitoring and Control:** A dashboard provides real-time visualization of traffic flow and system performance.

4. Role of Artificial Intelligence

Artificial Intelligence enables adaptive traffic control by learning from historical and real-time data. Techniques such as image processing, neural networks, and predictive analytics help in accurate vehicle detection and traffic forecasting. AI-driven optimization ensures equitable distribution of green signal time, minimizing delays and intersection conflicts.

5. Advantages

- Reduction in traffic congestion and waiting time
- Improved fuel efficiency and reduced emissions
- Enhanced road safety and traffic discipline
- Efficient management of emergency vehicles
- Cost-effective alternative to infrastructure expansion

6. Applications

- Urban intersections and highways
- Smart city transportation systems
- School, hospital, and industrial zones
- Traffic monitoring and enforcement.

7. Future Scope

The system can be enhanced by integrating vehicle-to-infrastructure (V2I) communication, digital twin models for traffic simulation, and real-time route guidance systems. Advanced AI models can further improve accident prediction and autonomous traffic management.

8. Conclusion

The Smart Traffic Management System using IoT and AI represents a transformative approach to urban traffic control. By enabling real-time monitoring and intelligent decision-making, the system significantly improves traffic efficiency, safety, and environmental sustainability. Its adoption can contribute to the development of resilient and sustainable urban transportation networks.

By

- Ms. Meena V
- Mr. Mujiph Rahman M
- Ms. Pavithra B
- Mr. Maria Naveensingh S

BE- II YEAR / CIVIL.

2. ECO-FRIENDLY CONCRETE INCORPORATING INDUSTRIAL WASTE MATERIALS



ABSTRACT

The construction industry is one of the major contributors to environmental pollution due to excessive use of cement and natural aggregates. This project focuses on the development of sustainable concrete by partially replacing conventional materials with industrial waste products such as Fly Ash, Ground Granulated Blast Furnace Slag (GGBS), and Recycled Aggregates. These materials not only reduce environmental impact but also improve durability and long-term strength of concrete. Experimental investigations were carried out to study the workability and compressive strength of sustainable concrete. The results indicate that industrial waste-based concrete can be effectively used in construction without compromising structural performance, thereby promoting eco-friendly and sustainable development.

AIM OF THE PROJECT

To develop and evaluate eco-friendly concrete by utilizing industrial waste materials as partial replacements for cement and aggregates.

OBJECTIVES

1. To reduce cement consumption using industrial by-products.
2. To utilize waste materials effectively and minimize landfill disposal.
3. To study the strength characteristics of sustainable concrete.
4. To compare sustainable concrete with conventional concrete.
5. To promote green construction practices.

MATERIALS USED

- Ordinary Portland Cement (OPC)
- Fine Aggregate (River Sand)
- Coarse Aggregate
- Fly Ash (Thermal power plant waste)
- GGBS (Steel industry waste)
- Recycled Concrete Aggregate
- Water

METHODOLOGY

1. Collection and preparation of industrial waste materials
2. Design of control concrete mix
3. Partial replacement of cement with Fly Ash and GGBS (10%, 20%, 30%)
4. Mixing of materials and casting of concrete cubes
5. Curing of specimens for 7, 14, and 28 days
6. Testing for compressive strength
7. Comparison and analysis of results

EXPERIMENTAL PROCEDURE

- Concrete cubes of size 150 mm × 150 mm × 150 mm were cast
- Standard curing was done in water tanks
- Compression testing was carried out using a Compression Testing Machine (CTM)
- Results were recorded and compared with conventional concrete

RESULTS & DISCUSSION

- Sustainable concrete showed comparable or improved compressive strength
- Workability improved due to Fly Ash content
- Reduction in cement resulted in lower heat of hydration
- Environmental impact was significantly reduced.

ADVANTAGES

- Reduced CO₂ emissions
- Cost-effective construction
- Improved durability
- Waste utilization
- Conservation of natural resources

APPLICATIONS

- Pavements and footpaths
- Low-rise buildings
- Precast blocks
- Non-structural and structural elements

CONCLUSION


The study confirms that industrial waste materials such as Fly Ash, GGBS, and recycled aggregates can be successfully used in concrete production. Sustainable concrete not only reduces environmental pollution but also provides satisfactory strength and durability. This approach supports sustainable development and green construction practices.

By

- Ms. Akila R
- Ms. Arisiya Vajila M
- Mr. Bhathreesan S M
- Mr. Paramasivam M

BE- III YEAR / CIVIL.

3. STRUCTURAL HEALTH MONITORING SYSTEM FOR CONCRETE INFRASTRUCTURE



ABSTRACT

Structural Health Monitoring (SHM) is an advanced technique used to assess the condition and safety of civil engineering structures such as buildings and bridges. In this student project, sensors were installed on a reinforced concrete beam to monitor parameters like strain, vibration, and crack development. The collected data was analyzed in real time using a data acquisition system. The study demonstrates how SHM helps in early detection of structural damage, improves safety, and reduces maintenance costs. This project highlights the practical application of sensor technology in modern civil engineering.

AIM

To monitor the structural condition of a concrete element using sensor-based Structural Health Monitoring techniques.

OBJECTIVES

- To understand the concept of Structural Health Monitoring
- To install sensors on a concrete structural element
- To collect and analyse real-time structural data
- To detect early signs of damage such as cracks or excessive strain
- To study the importance of SHM in ensuring structural safety

METHODOLOGY

1. Selection of a reinforced concrete beam
2. Installation of sensors at critical locations
3. Wiring sensors to a Data Acquisition System (DAQ)
4. Application of load on the beam
5. Recording strain and vibration data
6. Analysis of results using computer software

COMPONENTS USED

- Strain gauges
- Accelerometers (vibration sensors)
- Crack sensors
- Data Acquisition System (DAQ)
- Laptop with analysis software

WORKING PRINCIPLE

When load is applied to the structure, sensors measure changes in strain, vibration, and crack width. These signals are transmitted to the DAQ system, converted into digital data, and analysed to assess the structural condition. Any abnormal behaviour indicates possible damage or deterioration.

RESULTS & OBSERVATIONS

- Sensors successfully detected strain and vibration changes
- Crack initiation was identified at higher load levels
- Real-time monitoring helped in understanding structural behavior
- Data analysis showed correlation between load and deformation

ADVANTAGES

- Early detection of structural damage
- Improves safety and reliability
- Reduces maintenance and repair costs
- Enables real-time monitoring
- Useful for aging and critical structures

APPLICATIONS

- Bridges
- High-rise buildings
- Dams
- Flyovers
- Industrial structures

CONCLUSION

The student project on Structural Health Monitoring proves that SHM is an effective and reliable technique for monitoring the condition of civil engineering structures. The use of sensors and real-time data analysis helps in early damage detection, ensuring safety and extending the service life of structures. SHM is a promising technology for the future of smart and sustainable infrastructure.

By

- Ms. Deepa M
- Ms. Mohana R
- Mr. Prajin V
- Mr. Pongaleeswaran K

BE- III YEAR / CIVIL.

4. SUSTAINABLE URBAN DRAINAGE USING GREEN ROOF AND PERMEABLE PAVEMENT



Abstract:

Urbanization has increased impervious surfaces, leading to higher storm water runoff, urban heat, and environmental degradation. This project demonstrates sustainable civil engineering solutions using Green Roof and Permeable Pavement models. A Green Roof model is constructed to showcase water retention, temperature reduction, and eco-friendly building practices, while a Permeable Pavement model illustrates effective storm water infiltration and groundwater recharge. Through simulated rainfall experiments, the models highlight the potential of these techniques to reduce surface runoff, mitigate flooding, and promote environmental sustainability. This project provides practical insights into low-impact development (LID) strategies, emphasizing their importance for resilient and sustainable urban infrastructure.

Aim:

To demonstrate the environmental benefits of Green Roofs and Permeable Pavements in managing storm water, reducing urban heat, and promoting sustainable construction practices.

Objectives:

1. To design and construct a working model of a green roof.
2. To design and construct a working model of a permeable pavement.
3. To evaluate the effectiveness of both systems in water infiltration and temperature regulation.
4. To promote sustainable urban development and eco-friendly construction practices.

Materials Required:

For Green Roof Model:

- Small wooden or cardboard platform (representing roof slab)
- Waterproof membrane or plastic sheet
- Gravel layer (drainage)
- Soil/substrate layer
- Grass, succulents, or small plants

For Permeable Pavement Model:

- Transparent tray (for water flow observation)
- Sand, gravel, and crushed stone layers
- Permeable bricks or pavers
- Water supply (bottle or small pump)

Procedure:**Green Roof Model:**

1. Place a waterproof layer on the platform.
2. Add a drainage layer of gravel.
3. Add a soil/substrate layer.
4. Plant small vegetation (grass or succulents).
5. Simulate rainfall using a spray bottle.
6. Observe water retention, flow, and plant health over time.

Permeable Pavement Model:

1. Layer the tray with coarse gravel at the bottom.
2. Add sand above the gravel.
3. Place permeable pavers/blocks on top.
4. Pour water over the surface to simulate rainfall.
5. Measure infiltration into the tray below.
6. Compare runoff vs. infiltrated water to evaluate efficiency.

Expected Results:

- Green Roof retains a significant amount of water, reduces runoff, and helps in cooling the roof surface.
- Permeable Pavement allows water to infiltrate, reducing surface runoff and promoting groundwater recharge.
- Combined, they demonstrate sustainable storm water management and urban heat mitigation.

Applications:

- Urban storm water management
- Reduction of urban heat island effect
- Sustainable building and road design
- Promotion of low-impact development (LID) techniques

Conclusion:

This project highlights how civil engineering solutions like green roofs and permeable pavements can make cities more sustainable, eco-friendly, and resilient to flooding and heat.

By

- Ms. Devika C
- Ms. Deepika A
- Ms. Jothi S
- Ms. Pavithra P

BE- III YEAR / CIVIL.

5. RECYCLED ASPHALT AND SUSTAINABLE MATERIALS FOR ROAD CONSTRUCTION



Abstract

Rapid urbanization and increased vehicular traffic have led to excessive consumption of natural aggregates and bitumen in road construction. This project focuses on the utilization of Recycled Asphalt Pavement (RAP) and other sustainable road materials as an effective solution to reduce environmental impact, construction cost, and material wastage. Recycled asphalt is obtained from old, damaged pavements and reused in new road layers after proper processing. The study evaluates the performance of RAP-based mixes in terms of strength, durability, cost-effectiveness, and environmental benefits. The findings demonstrate that recycled asphalt materials can significantly enhance sustainability while maintaining required pavement performance standards, making them a viable alternative for modern road infrastructure.

Objectives

- To study the concept and benefits of recycled asphalt pavement (RAP)
- To evaluate sustainable materials used in road construction
- To compare conventional asphalt with recycled asphalt mixes
- To reduce construction cost and environmental impact
- To promote sustainable and green infrastructure development

Materials Used

- Reclaimed Asphalt Pavement (RAP)
- Bitumen / Modified Bitumen
- Natural Aggregates (partial replacement)
- Industrial by-products (fly ash, plastic waste – optional)

Methodology

1. Collection of reclaimed asphalt from old pavements
2. Processing and gradation of RAP material
3. Mix design and preparation of recycled asphalt samples
4. Laboratory testing (Marshall Stability, Flow Value, Density)
5. Performance comparison with conventional asphalt mix

Advantages

- Conservation of natural resources
- Reduction in construction and maintenance cost
- Lower carbon footprint
- Reduced landfill waste
- Improved sustainability of road infrastructure

Applications

- Urban and rural road construction
- Highway rehabilitation projects
- Low to medium traffic roads
- Pavement overlay works

Conclusion

Recycled asphalt and sustainable road materials provide an efficient and environmentally responsible solution for road construction. With proper design and quality control, RAP-based pavements can achieve comparable performance to conventional roads while promoting sustainable development in the civil engineering sector.

By

- Mr. Premkumar A
- Mr. Rajakaviyaran D
- Mr. Kavinkumar M

BE- III YEAR / CIVIL.

6. SMART STREET LIGHTING SYSTEM FOR ENERGY-EFFICIENT URBAN INFRASTRUCTURE



Abstract

Street lighting is a critical component of urban infrastructure, contributing significantly to public safety and night-time mobility. However, conventional street lighting systems operate continuously at full intensity, resulting in high energy consumption and maintenance costs. This project focuses on the design and implementation of a Smart Street Lighting System that integrates energy-efficient LED luminaires, motion sensors, ambient light sensors, and IoT-based control mechanisms. The system automatically adjusts lighting intensity based on real-time traffic and environmental conditions, thereby reducing energy consumption and carbon emissions. The proposed model promotes sustainable urban development and aligns with smart city initiatives.

Aim of the Project

To design and demonstrate a smart and energy-efficient street lighting system that reduces power consumption while improving operational efficiency and public safety.

Objectives

- To replace conventional street lights with LED-based smart lighting
- To integrate motion and light sensors for adaptive lighting
- To monitor and control street lights using IoT technology
- To reduce energy consumption and maintenance costs
- To support sustainable and smart urban infrastructure development

Scope of the Project

- Applicable to urban roads, highways, campuses, and residential layouts
- Can be integrated with solar power systems
- Scalable for Smart City projects in India
- Useful for municipal corporations and highway authorities

Components Used

Civil / Infrastructure Components

- Street light poles
- LED luminaires
- Underground/overhead cabling
- Control panel housing

Electrical & Electronic Components

- LED street lights
- PIR (motion) sensors & LDR (light-dependent resistor)
- Microcontroller (Arduino/ESP32)
- IoT module (Wi-Fi/GSM)
- Solar panel (optional) & Battery and charge controller

Working Principle

1. **Daytime:** LDR senses daylight and keeps lights OFF.
2. **Nighttime (Low Traffic):** Lights operate at dimmed intensity.
3. **Vehicle/Pedestrian Detection:** PIR sensor detects movement and increases light intensity.
4. **Remote Monitoring:** IoT system sends real-time data on energy usage and lamp status.
5. **Fault Detection:** Automatic alerts for lamp failure or abnormal power consumption.

Methodology

1. Literature review on smart lighting systems
2. Design of street lighting layout
3. Selection of sensors and control units
4. Development of control algorithm
5. Prototype fabrication
6. Testing under different traffic conditions
7. Performance evaluation

Energy & Environmental Benefits

- Up to 60–70% energy savings
- Reduction in CO₂ emissions
- Lower maintenance cost
- Improved lamp lifespan
- Enhanced road safety

Applications

- Smart Cities
- Urban roads and highways
- Educational institutions
- Industrial layouts
- Residential townships

Advantages

- Automatic operation
- Energy efficient
- Reduced electricity bills
- Real-time monitoring
- Environment friendly

Limitations

- Higher initial installation cost
- Requires technical expertise
- Dependence on internet connectivity (for IoT features)

Conclusion

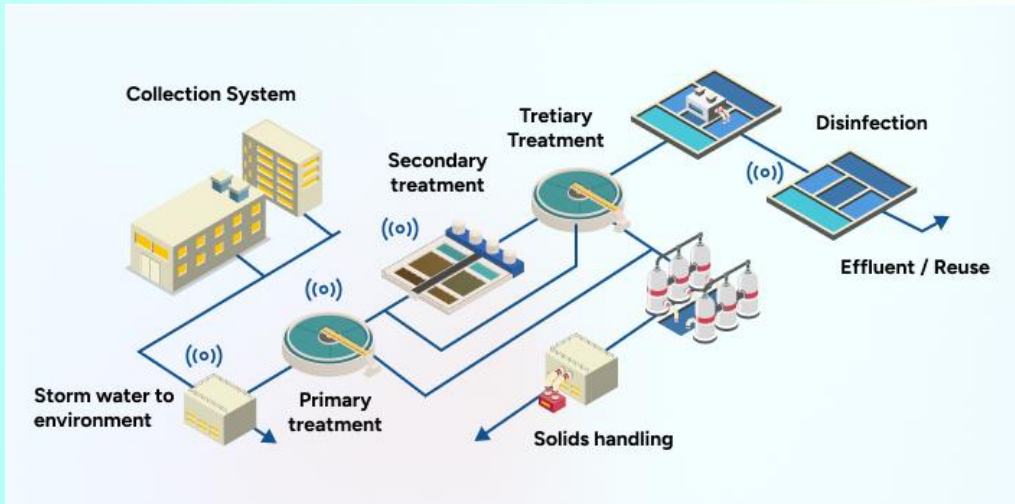
The Smart Street Lighting System demonstrates how intelligent infrastructure can significantly reduce energy consumption while enhancing public safety. By integrating sensor technology and IoT-based monitoring, the project contributes to sustainable urban development and supports the vision of energy-efficient smart cities.

By

- Ms. Maheshwari B
- Mr. Karthikeyan S
- Mr. Hariskumar S
- Mr.Sivaranjan K

BE- IV YEAR / CIVIL.

7. IOT-BASED SUSTAINABLE WATER QUALITY MONITORING SYSTEM



Abstract

Water quality plays a crucial role in public health, environmental sustainability, and industrial usage. Conventional water testing methods are time-consuming, labor-intensive, and do not provide real-time data. This project presents a Smart Water Quality Monitoring System that continuously monitors key water quality parameters such as pH, turbidity, temperature, total dissolved solids (TDS), and dissolved oxygen (DO) using sensors integrated with an IoT platform. The collected data is transmitted wirelessly to a cloud server, enabling real-time monitoring and alerts. This system helps in early detection of water contamination, ensuring safe water supply for domestic, agricultural, and industrial purposes.

Aim

To design and develop a real-time water quality monitoring system for continuous assessment of water parameters using sensors and IoT technology.

Objectives

- To measure essential water quality parameters in real time
- To reduce dependency on manual water sampling and laboratory testing
- To provide instant alerts when water quality exceeds permissible limits
- To support sustainable water resource management

Parameters Monitored

- pH
- Turbidity
- Temperature
- Total Dissolved Solids (TDS)
- Dissolved Oxygen (DO) (*optional/advanced*)

System Components

- pH Sensor
- Turbidity Sensor
- Temperature Sensor
- TDS Sensor
- Microcontroller (Arduino / ESP32 / NodeMCU)
- Power Supply

Methodology

1. Sensors are placed in the water source (river, tank, pond, or pipeline).
2. Each sensor measures a specific water quality parameter.
3. Sensor data is processed by the microcontroller.
4. Data is transmitted via Wi-Fi to a cloud server.
5. Real-time values are displayed on a dashboard or mobile app.
6. Alerts are generated if values exceed standard limits.

Applications

- Drinking water supply monitoring
- River and lake pollution control
- Industrial effluent monitoring
- Irrigation water quality assessment
- Smart city water management

Advantages

- Real-time and continuous monitoring
- Reduces human error
- Cost-effective and scalable
- Early detection of contamination
- Supports environmental protection

Conclusion

The Smart Water Quality Monitoring System offers an efficient, reliable, and economical solution for monitoring water quality in real time. By integrating IoT technology with environmental engineering principles, this system enhances water safety, supports sustainable development, and aids authorities in making timely decisions.

By

- Ms. Vennila E
- Mr. Regupathiraja J
- Mr. Kiruthicrosan S
- Ms. Kamatchi G

BE- IV YEAR / CIVIL.

8. SMART WATER DISTRIBUTION NETWORK WITH IOT-BASED LEAK DETECTION



Abstract

Water scarcity and losses due to leakages in distribution networks are major challenges faced by urban and rural water supply systems. A significant amount of treated water is lost because of undetected leaks, pipe bursts, and inefficient monitoring practices. The Smart Water Distribution System with Leak Detection is designed to address these issues by integrating Internet of Things (IoT) technology with conventional water supply infrastructure. The system employs flow sensors and pressure sensors installed at critical locations within the pipeline network to continuously monitor water distribution parameters. Real-time data collected from the sensors is transmitted to a centralized monitoring platform through wireless communication.

Aim

To design and develop an IoT-based smart water distribution system capable of real-time monitoring and automatic leak detection to reduce water losses and improve supply efficiency.

Objectives

- To monitor water flow and pressure continuously
- To detect leakages and pipe bursts in real time
- To transmit data wirelessly to a monitoring dashboard
- To generate instant alerts during abnormal conditions
- To minimize water wastage and maintenance costs

Problem Statement

Conventional water distribution systems suffer from:

- Undetected underground leakages
- High non-revenue water (NRW)
- Delayed maintenance response
- Lack of real-time monitoring

This project aims to solve these issues using smart sensing and automation.

Proposed System

The proposed system integrates flow sensors, pressure sensors, microcontrollers, and IoT platforms to monitor water distribution parameters continuously. Any abnormal variation in flow or pressure is identified as a leakage and reported instantly.

Components

- Water Pipeline
- Flow Sensor
- Pressure Sensor
- Microcontroller (ESP32 / Arduino / NodeMCU)
- Wi-Fi/GSM Module
- IoT Cloud Platform
- User Dashboard / Mobile App
- Solenoid Valve (optional)

Working

Sensors measure flow rate and pressure → data sent to microcontroller → transmitted to cloud → analyzed → alerts generated → valve closes automatically if required.

Hardware Requirements

- Flow Sensor (YF-S201 / Ultrasonic type)
- Pressure Sensor
- ESP32 / NodeMCU / Arduino Uno
- GSM or Wi-Fi Module
- Solenoid Valve
- Power Supply (Battery / Adapter)
- Connecting pipes and fittings

Software Requirements

- Arduino IDE
- IoT Platform (Blynk / ThingSpeak / Firebase)
- Embedded C / Arduino programming
- Mobile or Web dashboard

Working Principle

1. Water flows through the pipeline fitted with sensors.
2. Flow and pressure data are continuously monitored.
3. Normal operating values are predefined.
4. Sudden pressure drop or abnormal flow indicates leakage.
5. Alerts are sent to authorities via mobile/app notification.
6. Automatic valve isolates the damaged section (optional).

Methodology

- Study of water distribution network
- Sensor selection and placement
- Microcontroller programming
- IoT platform integration
- Leak simulation and testing
- Performance evaluation

Applications

- Smart city water supply systems
- College campuses and hostels
- Apartment complexes
- Industrial water pipelines
- Irrigation distribution networks

Advantages

- Early leak detection
- Reduced water wastage
- Real-time monitoring
- Low operational cost
- Scalable and flexible system

Limitations

- Initial installation cost
- Requires internet connectivity
- Sensor calibration needed periodically

Future Scope

- AI-based predictive leak detection
- GIS mapping of pipelines
- Integration with smart water meters
- City-level centralized water management

Conclusion

The Smart Water Distribution System with Leak Detection provides an effective, economical, and sustainable solution to reduce water losses in modern water supply networks. By integrating IoT technology with conventional infrastructure, the system ensures real-time monitoring, quick response, and efficient water management, making it highly suitable for smart cities and sustainable development initiatives.

By

- Ms. Santhya R
- Ms. Moovanthika G
- Mr. Ramamoorthy V
- Mr.Dhanushkumar S

BE- IV YEAR / CIVIL.